

RESULTS BOOK

IMRC RACE MEETING
13TH APRIL 2014




Chief Timekeeper: Paul Grogan
Email: paul.grogan@timing.ie



IMRC Race Meeting

IMRC Race Meeting

Mondello Park National Circuit 1.850 Km



Date & Time	Group	Name	Type
13/04/2014			
09:00	Patch Fiesta	Qualifying 1	Qualifying
09:16	Patch Fiesta	Qualifying 2	Qualifying
09:32	Formula Vee	Qualifying	Qualifying
09:48	Ginetta Junior Ireland	Qualifying	Qualifying
10:04	ITCC	Qualifying	Qualifying
10:20	Strykers & Legends	Qualifying	Qualifying
10:40	Formula Sheane	Qualifying	Qualifying
11:00	Historics & Future Classics	Qualifying	Qualifying
11:20	Patch Fiesta	Qualifying Race	Race
11:45	Ginetta Junior Ireland	Race 1	Race
12:05	Strykers & Legends	Race 1	Race
12:25	Formula Sheane	Race 1	Race
12:45	Formula Vee	Qualifying Race	Race
14:00	ITCC	ITCC Race 1	Race
14:25	Historics & Future Classics	Historic Race	Race
14:50	Formula Vee	Final	Race
15:15	Patch Fiesta	Final	Race
15:40	Historics & Future Classics	Future Classic Race	Race
16:05	Formula Sheane	Race 2	Race
16:30	ITCC	ITCC Race 2	Race
16:55	Strykers & Legends	Race 2	Race
17:20	Ginetta Junior Ireland	Race 2	Race

Class	Competitors
2014 FORMULA SHEANE	15
2014 FORMULA VEE	15
2014 FUTURE CLASSIC	19
2014 GINETTA JUNIOR IRELAND	8
2014 HISTORICS	12
2014 PATCH FIESTA	54
2014 YOKOHAMA ITCC - SUPER TOURII	7
2014 YOKOHAMA ITCC - TOURING	4

Class	Competitors

Clerk of the Course: Ben Whelan

Orbits

Race Control: Ian Beatty

Chief Timekeeper: Paul Grogan

www.mylaps.com

Results are provisional until the conclusion of judicial & technical matters

Licensed to: Mondello Park Racing Circuit



IMRC Race Meeting

Sorted on Best Lap time

Patch Fiesta

Mondello Park National Circuit 1.850 Km

Qualifying 1

13/04/2014 09:00

Qualifying (12:00 Time) started at 9:04:26

Pos	No.	Name	Best Tm	Diff	Gap	Best Speed	In Lap
1	21	Graeme Colfer Ford Fiesta / 1250cc	1:12.291			92.128	8
2	78	Alan Watkins Ford Fiesta / 1250cc	1:12.415	0.124	0.124	91.970	7
3	8	Daniel Clarkin Ford Fiesta / 1250cc	1:12.449	0.158	0.034	91.927	6
4	50	David Yamamoto Ford Fiesta / 1250cc	1:12.461	0.170	0.012	91.912	6
5	23	Mark O'Donoghue Ford Fiesta / 1250cc	1:12.470	0.179	0.009	91.900	7
6	63	Shane McFadden Ford Fiesta / 1250cc	1:12.533	0.242	0.063	91.820	7
7	90	Louis Burke Ford Fiesta / 1250cc	1:12.560	0.269	0.027	91.786	6
8	44	John Greaney Ford Fiesta / 1250cc	1:12.641	0.350	0.081	91.684	4
9	60	Brendan Fitzgerald Ford Fiesta / 1250cc	1:12.801	0.510	0.160	91.482	6
10	11	Trevor Farrar Ford Fiesta / 1250cc	1:12.843	0.552	0.042	91.430	4
11	143	Ian McAllister Ford Fiesta / 1250cc	1:12.987	0.696	0.144	91.249	3
12	85	William Barrett Ford Fiesta / 1250cc	1:13.009	0.718	0.022	91.222	4
13	87	Richard Considine Ford Fiesta / 1250cc	1:13.326	1.035	0.317	90.827	7
14	28	Stephen Kerwan Ford Fiesta / 1250cc	1:13.349	1.058	0.023	90.799	8
15	18	Darren Dunne Ford Fiesta / 1250cc	1:13.360	1.069	0.011	90.785	8
16	33	Michael Leonard Ford Fiesta / 1250cc	1:13.597	1.306	0.237	90.493	7
17	70	Michael Fitzgerald Ford Fiesta / 1250cc	1:13.805	1.514	0.208	90.238	3
18	26	Karl Grehan Ford Fiesta / 1250cc	1:14.079	1.788	0.274	89.904	5
19	27	Liam Rabbitt Ford Fiesta / 1250cc	1:14.307	2.016	0.228	89.628	8

Clerk of the Course: Ben Whelan

Orbits

Race Control: Ian Beatty

Chief Timekeeper: Paul Grogan

www.mylaps.com

Results are provisional until the conclusion of judicial & technical matters

Licensed to: Mondello Park Racing Circuit



IMRC Race Meeting

Patch Fiesta

Mondello Park National Circuit 1.850 Km

Qualifying 1

13/04/2014 09:00

Qualifying (12:00 Time) started at 9:04:26

(21) Graeme Colfer Ford Fiesta / 1250cc

1	1:13.879	+1.588
2	1:12.470	+0.179
3	1:12.302	+0.011
4	1:12.365	+0.074
5	1:12.632	+0.341
6	1:12.467	+0.176
7	1:12.432	+0.141
8	1:12.291	
9	1:12.616	+0.325

(78) Alan Watkins Ford Fiesta / 1250cc

1	1:13.139	+0.724
2	1:15.945	+3.530
3	1:12.771	+0.356
4	1:13.022	+0.607
5	1:12.921	+0.506
6	1:12.532	+0.117
7	1:12.415	
8	1:12.470	+0.055
9	1:12.701	+0.286

(8) Daniel Clarkin Ford Fiesta / 1250cc

1	1:14.202	+1.753
2	1:15.163	+2.714
3	1:12.908	+0.459
4	1:13.491	+1.042
5	1:12.985	+0.536
6	1:12.449	
7	1:13.750	+1.301
8	1:12.896	+0.447

(50) David Yamamoto Ford Fiesta / 125

1	1:13.287	+0.826
2	1:12.807	+0.346
3	1:12.657	+0.196
4	1:12.805	+0.344
5	1:12.985	+0.524
6	1:12.461	
7	1:13.089	+0.628
8	1:13.053	+0.592

(23) Mark O'Donoghue Ford Fiesta / 12

1	1:13.587	+1.117
2	1:13.023	+0.553
3	1:13.145	+0.675
4	1:13.178	+0.708
5	1:13.306	+0.836
6	1:12.820	+0.350
7	1:12.470	
8	1:13.969	+1.499
9	1:23.562	+11.092

(63) Shane McFadden Ford Fiesta / 125

1	1:12.657	+0.124
2	1:12.762	+0.229
3	1:13.500	+0.967
4	1:15.106	+2.573
5	1:12.759	+0.226
6	1:12.542	+0.009
7	1:12.533	

8	1:13.348	+0.815
9	1:27.586	+15.053

(90) Louis Burke Ford Fiesta / 1250cc

1	1:13.958	+1.398
2	1:14.505	+1.945
3	1:13.394	+0.834
4	1:13.474	+0.914
5	1:12.960	+0.400
6	1:12.560	
7	1:13.093	+0.533
8	1:12.964	+0.404
9	1:13.015	+0.455

(44) John Greaney Ford Fiesta / 1250cc

1	1:24.086	+11.445
2	1:16.943	+4.302
3	1:13.072	+0.431
4	1:12.641	
5	1:12.785	+0.144
6	1:34.416	+21.775
7	1:15.572	+2.931
8	1:12.939	+0.298
9	1:12.888	+0.247

(60) Brendan Fitzgerald Ford Fiesta / 1250cc

1	1:13.142	+0.341
2	1:12.821	+0.020
3	1:12.847	+0.046
4	1:12.891	+0.090
5	1:13.403	+0.602
6	1:12.801	
7	1:13.010	+0.209
8	1:12.987	+0.186
9	1:13.462	+0.661

(11) Trevor Farrar Ford Fiesta / 1250cc

1	1:14.003	+1.160
2	1:13.561	+0.718
3	1:13.006	+0.163
4	1:12.843	

(143) Ian McAllister Ford Fiesta / 1250cc

1	1:13.613	+0.626
2	1:13.675	+0.688
3	1:12.987	
4	1:12.987	
5	1:14.290	+1.303
6	1:13.056	+0.069
7	1:13.061	+0.074
8	1:17.247	+4.260
9	1:13.285	+0.298

(85) William Barrett Ford Fiesta / 1250cc

1	1:13.922	+0.913
2	1:13.597	+0.588
3	1:13.064	+0.055
4	1:13.009	
5	1:13.521	+0.512
6	1:13.731	+0.722
7	1:13.190	+0.181
8	1:14.317	+1.308

9	1:13.228	+0.219
---	----------	--------

(87) Richard Considine Ford Fiesta / 12

1	1:14.420	+1.094
2	1:14.038	+0.712
3	1:13.902	+0.576
4	1:13.790	+0.464
5	1:14.648	+1.322
6	1:13.694	+0.368
7	1:13.326	
8	1:13.824	+0.498
9	1:13.589	+0.263

(28) Stephen Kerwan Ford Fiesta / 125i

1	1:15.431	+2.082
2	1:14.488	+1.139
3	1:14.271	+0.922
4	1:13.626	+0.277
5	1:14.045	+0.696
6	1:13.436	+0.087
7	1:13.470	+0.121
8	1:13.349	
9	1:13.656	+0.307

(18) Darren Dunne Ford Fiesta / 1250cc

1	1:15.080	+1.720
2	1:14.107	+0.747
3	1:14.581	+1.221
4	1:14.058	+0.698
5	1:13.790	+0.430
6	1:13.668	+0.308
7	1:13.546	+0.186
8	1:13.360	
9	1:13.419	+0.059

(33) Michael Leonard Ford Fiesta / 125i

1	1:14.681	+1.084
2	1:14.639	+1.042
3	1:13.961	+0.364
4	1:13.654	+0.057
5	1:13.693	+0.096
6	1:13.767	+0.170
7	1:13.597	

(70) Michael Fitzgerald Ford Fiesta / 12

1	1:14.101	+0.296
2	1:13.806	+0.001
3	1:13.805	
4	1:14.167	+0.362
5	1:14.119	+0.314
6	1:13.978	+0.173
7	1:13.995	+0.190
8	1:14.326	+0.521
9	1:13.902	+0.097

(26) Karl Grehan Ford Fiesta / 1250cc

1	1:15.787	+1.708
2	1:14.632	+0.553
3	1:15.336	+1.257
4	1:14.322	+0.243
5	1:14.079	
6	1:14.492	+0.413

Clerk of the Course: Ben Whelan

Orbits

Race Control: Ian Beatty

Chief Timekeeper: Paul Grogan

Results are provisional until the conclusion of judicial & technical matters

www.mylaps.com

Licensed to: Mondello Park Racing Circuit



IMRC Race Meeting

Sorted on Best Lap time

Patch Fiesta

Mondello Park National Circuit 1.850 Km

Qualifying 2

13/04/2014 09:16

Qualifying (12:00 Time) started at 9:19:31

Pos	No.	Name	Best Tm	Diff	Gap	Best Speed	In Lap
1	20	Sean Lillis Ford Fiesta / 1250cc	1:11.249			93.475	5
2	1	John Denning Ford Fiesta / 1250cc	1:11.465	0.216	0.216	93.192	7
3	3	Pat Boland Ford Fiesta / 1250cc	1:11.698	0.449	0.233	92.890	9
4	77	Barry Hallion Ford Fiesta / 1250cc	1:11.706	0.457	0.008	92.879	6
5	48	Keith Dawson Ford Fiesta / 1250cc	1:11.760	0.511	0.054	92.809	4
6	2	John Boland Ford Fiesta / 1250cc	1:11.770	0.521	0.010	92.796	6
7	83	Michael Tumulty Ford Fiesta / 1250cc	1:11.956	0.707	0.186	92.557	8
8	41	JJ O'Riordan Ford Fiesta / 1250cc	1:12.037	0.788	0.081	92.452	6
9	10	Barry English Ford Fiesta / 1250cc	1:12.239	0.990	0.202	92.194	8
10	6	Neil O'Hara Ford Fiesta / 1250cc	1:12.301	1.052	0.062	92.115	8
11	82	Darragh Daly Ford Fiesta / 1250cc	1:12.337	1.088	0.036	92.069	1
12	86	Shane Roe Ford Fiesta / 1250cc	1:12.428	1.179	0.091	91.953	5
13	0	Darren Lawler Ford Fiesta / 1250cc	1:12.430	1.181	0.002	91.951	7
14	7	Philip Lawless Ford Fiesta / 1250cc	1:12.445	1.196	0.015	91.932	8
15	99	Darragh McMullen Ford Fiesta / 1250cc	1:12.611	1.362	0.166	91.722	8
16	5	Barry Barrable Ford Fiesta / 1250cc	1:12.770	1.521	0.159	91.521	7
17	450	Richard Livingstone Ford Fiesta / 1250cc	1:12.819	1.570	0.049	91.460	5
18	13	Alan Boland Ford Fiesta / 1250cc	1:12.837	1.588	0.018	91.437	6
19	46	Ulick Burke Ford Fiesta / 1250cc	1:12.873	1.624	0.036	91.392	7
20	49	Mark O Hara Ford Fiesta / 1250cc	1:12.889	1.640	0.016	91.372	4
21	81	John McGovern Ford Fiesta / 1250cc	1:12.891	1.642	0.002	91.369	4
22	43	Daniel McDonnell Ford Fiesta / 1250cc	1:13.109	1.860	0.218	91.097	7
23	4	Nicola Watkins Ford Fiesta / 1250cc	1:13.799	2.550	0.690	90.245	4
24	9	Neil McMullen Ford Fiesta / 1250cc	1:14.881	3.632	1.082	88.941	3

Clerk of the Course: Ben Whelan

Orbits

Race Control: Ian Beatty

Chief Timekeeper: Paul Grogan

www.mylaps.com

Results are provisional until the conclusion of judicial & technical matters

Licensed to: Mondello Park Racing Circuit



IMRC Race Meeting

Patch Fiesta

Mondello Park National Circuit 1.850 Km

Qualifying 2

13/04/2014 09:16

Qualifying (12:00 Time) started at 9:19:31



<u>(20) Sean Lillis Ford Fiesta / 1250cc</u>			6	1:11.770		2	1:13.487	+1.059		6	1:14.035	+0.236
1	1:14.690	+3.441	7	1:11.903	+0.133	3	1:13.746	+1.318		7	1:14.348	+0.549
2	1:12.646	+1.397	8	1:11.987	+0.217	4	1:13.294	+0.866		8	1:13.860	+0.061
3	1:11.311	+0.062	9	1:11.783	+0.013	5	1:12.428			9	1:14.063	+0.264
4	1:13.803	+2.554	<u>(83) Michael Tumulty Ford Fiesta / 1250cc</u>			6	1:13.034	+0.606		<u>(13) Alan Boland Ford Fiesta / 1250cc</u>		
5	1:11.249		1	1:12.797	+0.841	7	1:12.828	+0.400		1	1:14.138	+1.301
6	1:11.588	+0.339	2	1:12.270	+0.314	8	1:12.490	+0.062		2	1:13.489	+0.652
7	1:14.628	+3.379	3	1:12.573	+0.617	9	1:12.481	+0.053		3	1:13.108	+0.271
8	1:11.393	+0.144	4	1:12.284	+0.328	<u>(0) Darren Lawler Ford Fiesta / 1250cc</u>				4	1:13.966	+1.129
9	1:21.994	+10.745	5	1:12.250	+0.294	1	1:13.211	+0.781		5	1:13.509	+0.672
<u>(1) John Denning Ford Fiesta / 1250cc</u>			6	1:12.589	+0.633	2	1:13.636	+1.206		6	1:12.837	
1	1:12.322	+0.857	7	1:12.369	+0.413	3	1:12.980	+0.550		7	1:12.961	+0.124
2	1:11.968	+0.503	8	1:11.956		4	1:13.144	+0.714		8	1:12.880	+0.043
3	1:11.720	+0.255	9	1:12.315	+0.359	5	1:12.792	+0.362		9	1:13.457	+0.620
4	1:11.515	+0.050	<u>(41) JJ O'Riordan Ford Fiesta / 1250cc</u>			6	1:12.933	+0.503		<u>(46) Ulick Burke Ford Fiesta / 1250cc</u>		
5	1:11.688	+0.223	1	1:12.471	+0.434	7	1:12.430			1	1:14.711	+1.838
6	1:11.470	+0.005	2	1:12.329	+0.292	8	1:12.570	+0.140		2	1:13.846	+0.973
7	1:11.465		3	1:12.358	+0.321	9	1:12.843	+0.413		3	1:13.603	+0.730
8	1:11.715	+0.250	4	1:12.153	+0.116	<u>(7) Philip Lawless Ford Fiesta / 1250cc</u>				4	1:13.518	+0.645
9	1:11.903	+0.438	5	1:12.302	+0.265	1	1:13.286	+0.841		5	1:13.002	+0.129
<u>(3) Pat Boland Ford Fiesta / 1250cc</u>			6	1:12.037		2	1:12.936	+0.491		6	1:12.939	+0.066
1	1:13.185	+1.487	7	1:12.070	+0.033	3	1:12.896	+0.451		7	1:12.873	
2	1:12.499	+0.801	8	1:12.376	+0.339	4	1:12.954	+0.509		8	1:13.137	+0.264
3	1:12.335	+0.637	9	1:12.163	+0.126	5	1:12.767	+0.322		9	1:13.353	+0.480
4	1:12.151	+0.453	<u>(10) Barry English Ford Fiesta / 1250cc</u>			6	1:12.959	+0.514		<u>(49) Mark O Hara Ford Fiesta / 1250cc</u>		
5	1:11.970	+0.272	1	1:12.673	+0.434	7	1:12.665	+0.220		1	1:13.594	+0.705
6	1:12.140	+0.442	2	1:12.888	+0.649	8	1:12.445			2	1:13.483	+0.594
7	1:11.887	+0.189	3	1:12.639	+0.400	9	1:12.768	+0.323		3	1:13.637	+0.748
8	1:13.433	+1.735	4	1:12.684	+0.445	<u>(99) Darragh McMullen Ford Fiesta / 12</u>				4	1:12.889	
9	1:11.698		5	1:12.486	+0.247	1	1:13.261	+0.650		5	1:12.947	+0.058
<u>(77) Barry Hallion Ford Fiesta / 1250cc</u>			6	1:13.324	+1.085	2	1:13.265	+0.654		6	1:14.715	+1.826
1	1:12.139	+0.433	7	1:12.324	+0.085	3	1:13.159	+0.548		7	1:13.005	+0.116
2	1:12.051	+0.345	8	1:12.239		4	1:13.195	+0.584		8	1:13.629	+0.740
3	1:11.974	+0.268	9	1:12.462	+0.223	5	1:12.925	+0.314		9	1:13.190	+0.301
4	1:12.029	+0.323	<u>(6) Neil O'Hara Ford Fiesta / 1250cc</u>			6	1:13.061	+0.450		<u>(81) John McGovern Ford Fiesta / 1250</u>		
5	1:13.065	+1.359	1	1:12.572	+0.271	7	1:13.149	+0.538		1	1:13.152	+0.261
6	1:11.706		2	1:12.686	+0.385	8	1:12.611			2	1:13.026	+0.135
7	1:11.934	+0.228	3	1:12.303	+0.002	<u>(5) Barry Barrable Ford Fiesta / 1250cc</u>				3	1:13.162	+0.271
8	1:12.232	+0.526	4	1:12.535	+0.234	1	1:13.441	+0.671		4	1:12.891	
9	1:12.345	+0.639	5	1:12.552	+0.251	2	1:13.442	+0.672		5	1:13.190	+0.299
<u>(48) Keith Dawson Ford Fiesta / 1250cc</u>			6	1:12.353	+0.052	3	1:13.337	+0.567		6	1:13.345	+0.454
1	1:12.287	+0.527	7	1:12.613	+0.312	4	1:12.990	+0.220		7	1:13.330	+0.439
2	1:11.846	+0.086	8	1:12.301		5	1:13.107	+0.337		8	1:13.027	+0.136
3	1:11.962	+0.202	9	1:12.412	+0.111	6	1:13.061	+0.450		9	1:12.974	+0.083
4	1:11.760		<u>(82) Darragh Daly Ford Fiesta / 1250cc</u>			7	1:13.149	+0.538		<u>(43) Daniel McDonnell Ford Fiesta / 125</u>		
5	1:12.128	+0.368	1	1:12.337		8	1:13.138	+0.368		1	1:13.586	+0.477
6	1:11.859	+0.099	2	1:12.394	+0.057	9	1:12.885	+0.115		2	1:13.382	+0.273
7	1:12.074	+0.314	3	1:12.364	+0.027	<u>(450) Richard Livingstone Ford Fiesta /</u>				3	1:13.432	+0.323
8	1:12.898	+1.138	4	1:12.731	+0.394	1	1:13.674	+0.855		4	1:13.300	+0.191
9	1:12.550	+0.790	5	1:12.357	+0.020	2	1:13.345	+0.526		5	1:13.246	+0.137
<u>(2) John Boland Ford Fiesta / 1250cc</u>			6	1:12.408	+0.071	3	1:15.079	+2.260		6	1:13.872	+0.763
1	1:12.740	+0.970	7	1:12.709	+0.372	4	1:13.469	+0.650		7	1:13.109	
2	1:12.376	+0.606	8	1:12.650	+0.313	5	1:12.819			8	1:13.249	+0.140
3	1:12.453	+0.683	9	1:12.867	+0.530	6	1:13.071	+0.252		9	1:13.650	+0.541
4	1:11.962	+0.192	<u>(86) Shane Roe Ford Fiesta / 1250cc</u>			7	1:13.670	+0.851		<u>(4) Nicola Watkins Ford Fiesta / 1250cc</u>		
5	1:12.160	+0.390	1	1:13.086	+0.658	8	1:14.552	+1.733		1	1:14.456	+0.657
						9	1:13.423	+0.604		2	1:14.084	+0.285
										3	1:13.964	+0.165
										4	1:13.799	
										5	1:13.854	+0.055

Clerk of the Course: Ben Whelan

Orbits

Race Control: Ian Beatty

Chief Timekeeper: Paul Grogan

www.mylaps.com

Results are provisional until the conclusion of judicial & technical matters

Licensed to: Mondello Park Racing Circuit



IMRC Race Meeting

Sorted on Best Lap time

Formula Vee

Mondello Park National Circuit 1.850 Km

Qualifying

13/04/2014 09:32

Qualifying (12:00 Time) started at 9:35:08

Pos	No.	Name	Best Tm	Diff	Gap	Best Speed	In Lap
1	1	Adam McCauley Formula Vee / 1600cc	1:01.380			108.504	3
2	55	Jimmy Furlong F Vee	1:01.382	0.002	0.002	108.501	3
3	12	Dave Kelly Sheane FV 02	1:01.672	0.292	0.290	107.991	4
4	77	Kevin Grogan Leystone JH002 / 1600cc	1:01.848	0.468	0.176	107.683	3
5	24	Dave O'Brien F.Vee	1:01.870	0.490	0.022	107.645	3
6	3	Dan Polley Sheane	1:02.016	0.636	0.146	107.392	3
7	32	Sean Newsome Sheane FV 94	1:02.534	1.154	0.518	106.502	3
8	7	Colm Blackburn Leystone / 1600cc	1:02.747	1.367	0.213	106.141	3
9	19	Anthony Cross Sheane / 1600cc	1:03.430	2.050	0.683	104.998	4
10	14	Morgan McCourt Leystone	1:03.431	2.051	0.001	104.996	3
11	9	Stephen Morrin Leystone JH004 / 1600cc	1:03.515	2.135	0.084	104.857	4
12	11	Daiman Murphy Leystone JH002	1:03.545	2.165	0.030	104.808	4
13	21	Justin Costello Leystone	1:03.618	2.238	0.073	104.687	4
14	57	Ger Byrne Sheane / 1600cc	1:04.196	2.816	0.578	103.745	4
15	15	Brendan O'Brien Leystone / 1600cc	1:04.848	3.468	0.652	102.702	3
16	17	Mark Elliott Formula Vee / 1600cc	1:05.044	3.664	0.196	102.392	3
17	97	Jack Byrne Sheane / 1600cc	1:05.540	4.160	0.496	101.617	4
18	86	James Jones Sheane	1:06.502	5.122	0.962	100.147	4
19	18	Steven Blanc Leystone / 1600cc	1:07.728	6.348	1.226	98.335	2
20	16	Rob McCormack	1:08.310	6.930	0.582	97.497	2
21	31	Mark Miller Leystone / 1600cc	1:08.319	6.939	0.009	97.484	2
22	46	Shane McBride Sheane / 1600cc	1:08.629	7.249	0.310	97.044	1
23	71	Patrick McCabe Formula Vee / 1600cc	1:28.473	27.093	19.844	75.277	2

Clerk of the Course: Ben Whelan

Orbits

Race Control: Ian Beatty

Chief Timekeeper: Paul Grogan

www.mylaps.com

Results are provisional until the conclusion of judicial & technical matters

Licensed to: Mondello Park Racing Circuit



IMRC Race Meeting

Formula Vee

Mondello Park National Circuit 1.850 Km

Qualifying

13/04/2014 09:32

Qualifying (12:00 Time) started at 9:35:08

<u>(1) Adam McCauley Formula Vee / 1600</u>			4	1:04.575	+1.144	<u>(31) Mark Miller Leastone / 1600cc</u>			
1	1:02.343	+0.963	<u>(9) Stephen Morrin Leastone JH004 / 1</u>	1	1:04.448	+0.933	1	1:09.075	+0.756
2	1:07.702	+6.322	1	1:04.448	+0.933	2	1:08.319		
3	1:01.380		2	1:03.831	+0.316	3	1:08.538	+0.219	
4	1:03.473	+2.093	3	1:03.947	+0.432	4	1:10.222	+1.903	
			4	1:03.515		<u>(46) Shane McBride Sheane / 1600cc</u>			
<u>(55) Jimmy Furlong F Vee</u>			<u>(11) Daiman Murphy Leastone JH002</u>	1	1:12.614	+9.069	1	1:08.629	
1	1:01.556	+0.174	1	1:12.614	+9.069	2	1:08.982	+0.353	
2	1:03.872	+2.490	2	1:04.255	+0.710	3	1:08.659	+0.030	
3	1:01.382		3	1:04.195	+0.650	<u>(71) Patrick McCabe Formula Vee / 160</u>			
4	1:07.441	+6.059	4	1:03.545		1	1:29.438	+0.965	
<u>(12) Dave Kelly Sheane FV 02</u>			<u>(21) Justin Costello Leastone</u>	1	1:11.943	+8.325	2	1:28.473	
1	1:07.438	+5.766	1	1:11.943	+8.325	2	1:06.125	+2.507	
2	1:02.135	+0.463	2	1:06.125	+2.507	3	1:04.438	+0.820	
3	1:01.951	+0.279	3	1:04.438	+0.820	4	1:03.618		
4	1:01.672		4	1:03.618		5	1:03.748	+0.130	
5	1:06.929	+5.257	5	1:03.748	+0.130	<u>(57) Ger Byrne Sheane / 1600cc</u>			
<u>(77) Kevin Grogan Leastone JH002 / 16</u>			<u>(15) Brendan O'Brien Leastone / 1600cc</u>	1	1:06.093	+1.245	1	1:10.583	+6.387
1	1:02.567	+0.719	1	1:06.093	+1.245	2	1:04.979	+0.783	
2	1:02.664	+0.816	2	1:05.372	+0.524	3	1:04.598	+0.402	
3	1:01.848		3	1:04.848		4	1:04.196		
4	1:03.274	+1.426	4	1:27.357	+22.509	5	1:06.185	+1.989	
5	1:03.541	+1.693	<u>(17) Mark Elliott Formula Vee / 1600cc</u>	1	1:07.815	+2.771	1	1:07.815	+2.771
<u>(24) Dave O'Brien F.Vee</u>			2	1:05.659	+0.615	2	1:05.659	+0.615	
1	1:03.202	+1.332	3	1:05.044		3	1:05.044		
2	1:02.643	+0.773	4	1:05.293	+0.249	4	1:05.293	+0.249	
3	1:01.870		<u>(15) Brendan O'Brien Leastone / 1600cc</u>			<u>(97) Jack Byrne Sheane / 1600cc</u>			
4	1:04.885	+3.015	1	1:06.093	+1.245	1	1:13.749	+8.209	
<u>(3) Dan Polley Sheane</u>			2	1:05.372	+0.524	2	1:07.946	+2.406	
1	1:02.527	+0.511	3	1:04.848		3	1:06.012	+0.472	
2	1:02.407	+0.391	4	1:27.357	+22.509	4	1:05.540		
3	1:02.016		<u>(17) Mark Elliott Formula Vee / 1600cc</u>			5	1:05.627	+0.087	
4	1:04.580	+2.564	1	1:07.815	+2.771	<u>(86) James Jones Sheane</u>			
<u>(32) Sean Newsome Sheane FV 94</u>			2	1:05.659	+0.615	1	1:16.205	+9.703	
1	1:02.665	+0.131	3	1:05.044		2	1:09.683	+3.181	
2	1:03.526	+0.992	4	1:05.293	+0.249	3	1:07.745	+1.243	
3	1:02.534		<u>(97) Jack Byrne Sheane / 1600cc</u>			4	1:06.502		
4	1:05.140	+2.606	1	1:13.749	+8.209	5	1:07.743	+1.241	
<u>(7) Colm Blackburn Leastone / 1600cc</u>			2	1:07.946	+2.406	<u>(18) Steven Blanc Leastone / 1600cc</u>			
1	1:02.816	+0.069	3	1:06.012	+0.472	1	1:09.089	+1.361	
2	1:03.011	+0.264	4	1:05.540		2	1:07.728		
3	1:02.747		5	1:05.627	+0.087	3	1:08.273	+0.545	
4	1:05.436	+2.689	<u>(86) James Jones Sheane</u>			<u>(16) Rob McCormack</u>			
<u>(19) Anthony Cross Sheane / 1600cc</u>			1	1:16.205	+9.703	1	1:10.792	+2.482	
1	1:15.493	+12.063	2	1:09.683	+3.181	2	1:08.310		
2	1:06.834	+3.404	3	1:07.745	+1.243	<u>(14) Morgan McCourt Leastone</u>			
3	1:03.844	+0.414	4	1:06.502		1	1:06.529	+3.098	
4	1:03.430		5	1:07.743	+1.241	2	1:03.900	+0.469	
5	1:04.145	+0.715	<u>(18) Steven Blanc Leastone / 1600cc</u>			3	1:03.431		
<u>(14) Morgan McCourt Leastone</u>			1	1:09.089	+1.361	<u>(16) Rob McCormack</u>			
1	1:06.529	+3.098	2	1:07.728		1	1:10.792	+2.482	
2	1:03.900	+0.469	3	1:08.273	+0.545	2	1:08.310		
3	1:03.431		<u>(16) Rob McCormack</u>						

Clerk of the Course: Ben Whelan

Orbits

Race Control: Ian Beatty

Chief Timekeeper: Paul Grogan

Results are provisional until the conclusion of judicial & technical matters

www.mylaps.com

Licensed to: Mondello Park Racing Circuit



IMRC Race Meeting

Sorted on Best Lap time

Ginetta Junior Ireland

Mondello Park National Circuit 1.850 Km

Qualifying

13/04/2014 09:48

Qualifying (12:00 Time) started at 9:48:16

Pos	No.	Name	Best Tm	Diff	Gap	Best Speed	In Lap
1	2	Johnnie Mulholland Ginetta G20 / 1400cc	1:07.937			98.032	4
2	60	Jack Finlay Ginetta G20 / 1400cc	1:08.021	0.084	0.084	97.911	8
3	27	James Roe Ginetta G20 / 1400cc	1:08.625	0.688	0.604	97.049	8
4	52	Wilson Thompson Ginetta G20 / 1400cc	1:08.678	0.741	0.053	96.974	9
5	21	Jordan Dempsey Ginetta G20 / 1400cc	1:08.940	1.003	0.262	96.606	3
6	55	Loris Nikolov Ginetta G20 / 1400cc	1:11.002	3.065	2.062	93.800	8
7	8	Max Sheane Ginetta G20 / 1400cc	1:12.247	4.310	1.245	92.184	7
8	9	Charlie Linnane Ginetta G20 / 1400cc	1:12.695	4.758	0.448	91.616	7

Clerk of the Course: Ben Whelan

Orbits

Race Control: Ian Beatty

Chief Timekeeper: Paul Grogan

www.mylaps.com

Results are provisional until the conclusion of judicial & technical matters

Licensed to: Mondello Park Racing Circuit



IMRC Race Meeting

Ginetta Junior Ireland

Mondello Park National Circuit 1.850 Km

Qualifying

13/04/2014 09:48

Qualifying (12:00 Time) started at 9:48:16

(2) Johnnie Mulholland Ginetta G20 / 1400cc

1	1:11.188	+3.251
2	1:09.791	+1.854
3	1:08.618	+0.681
4	1:07.937	

(60) Jack Finlay Ginetta G20 / 1400cc

1	1:10.117	+2.096
2	1:09.277	+1.256
3	1:11.063	+3.042
4	1:09.063	+1.042
5	1:08.125	+0.104
6	1:08.186	+0.165
7	1:08.220	+0.199
8	1:08.021	
9	1:08.842	+0.821
10	1:08.260	+0.239

(27) James Roe Ginetta G20 / 1400cc

1	1:11.447	+2.822
2	1:10.705	+2.080
3	1:09.437	+0.812
4	1:09.554	+0.929
5	1:10.749	+2.124
6	1:16.599	+7.974
7	1:09.898	+1.273
8	1:08.625	
9	1:09.294	+0.669

(52) Wilson Thompson Ginetta G20 / 1400cc

1	1:11.414	+2.736
2	1:25.891	+17.213
3	1:10.635	+1.957
4	1:09.623	+0.945
5	1:09.343	+0.665
6	1:10.649	+1.971
7	1:09.226	+0.548
8	1:09.251	+0.573
9	1:08.678	

(21) Jordan Dempsey Ginetta G20 / 1400cc

1	1:12.171	+3.231
2	1:10.117	+1.177
3	1:08.940	
4	1:09.618	+0.678
5	1:09.533	+0.593
6	1:24.025	+15.085
7	1:11.497	+2.557
8	1:09.591	+0.651
9	1:09.039	+0.099

(55) Loris Nikolov Ginetta G20 / 1400cc

1	1:14.389	+3.387
2	1:14.523	+3.521
3	1:11.178	+0.176
4	1:11.214	+0.212
5	1:11.167	+0.165
6	1:14.720	+3.718
7	1:11.561	+0.559
8	1:11.002	
9	1:11.726	+0.724

(8) Max Sheane Ginetta G20 / 1400cc

1	1:17.573	+5.326
2	1:16.635	+4.388
3	1:15.152	+2.905
4	1:13.529	+1.282
5	1:13.087	+0.840
6	1:13.087	+0.840
7	1:12.247	
8	1:12.975	+0.728

(9) Charlie Linnane Ginetta G20 / 1400cc

1	1:17.821	+5.126
2	1:17.389	+4.694
3	1:16.139	+3.444
4	1:15.109	+2.414
5	1:15.248	+2.553
6	1:16.246	+3.551
7	1:12.695	
8	1:14.296	+1.601

Clerk of the Course: Ben Whelan

Orbits

Race Control: Ian Beatty

Chief Timekeeper: Paul Grogan

Results are provisional until the conclusion of judicial & technical matters

www.mylaps.com

Licensed to: Mondello Park Racing Circuit



IMRC Race Meeting

Sorted on Best Lap time

ITCC

Mondello Park National Circuit 1.850 Km

Qualifying

13/04/2014 10:04

Qualifying (12:00 Time) started at 10:05:05

Pos	No.	Name	Best Tm	Diff	Gap	Best Speed	In Lap
2014 YOKOHAMA ITCC - SUPER TOURING							
1	17	Dave O'Brien BMW E46 / 3246cc	59.098			112.694	4
2	1	Eric Holstein BMW M3 / 3201cc	59.449	0.351	0.351	112.029	6
3	69	Robert Savage Honda Integra / 1800cc	1:01.544	2.446	2.095	108.215	5
4	9	Brian Sexton Toyota Altesa / 2000cc	1:01.766	2.668	0.222	107.826	4
5	12	Eoghan Fogarty Honda Integra / 2000cc	1:01.861	2.763	0.095	107.661	4
6	10	Martin Duffy BMW M3	1:02.262	3.164	0.401	106.967	11
7	21	Gareth Hayden Honda Integra	1:03.384	4.286	1.122	105.074	7
8	18	Owain Drought Honda Integra	1:03.830	4.732	0.446	104.340	8
9	20	Peter McGarry Peugeot 205	1:05.211	6.113	1.381	102.130	6
2014 YOKOHAMA ITCC - TOURING							
1	68	Alex Fawcett Rover 25	1:05.327			101.949	2
2	26	Jason Hughes Honda Integra / 1800cc	1:05.333	0.006	0.006	101.939	7
3	37	Anthony Murtagh	1:05.695	0.368	0.362	101.378	5
4	76	Ian O'Driscoll Honda Civic	1:06.238	0.911	0.543	100.547	8
5	14	Vinny Keogh Fiat Punto Abarth / 1800cc	1:11.123	5.796	4.885	93.641	6
6	29	Robert Doherty Honda Civic / 1800cc	1:12.411	7.084	1.288	91.975	4

Clerk of the Course: Ben Whelan

Orbits

Race Control: Ian Beatty

Chief Timekeeper: Paul Grogan

www.mylaps.com

Results are provisional until the conclusion of judicial & technical matters

Licensed to: Mondello Park Racing Circuit

Printed: 13/04/2014 10:26:48



IMRC Race Meeting

ITCC

Mondello Park National Circuit 1.850 Km

Qualifying

13/04/2014 10:04

Qualifying (12:00 Time) started at 10:05:05

<u>(17) Dave O'Brien BMW E46 / 3246cc</u>			1	1:07.530	+4.146	2	1:07.742	+1.504
1	1:01.614	+2.516	2	1:04.530	+1.146	3	1:08.263	+2.025
2	59.720	+0.622	3	1:04.023	+0.639	4	1:06.321	+0.083
3	59.215	+0.117	4	1:08.243	+4.859	5	1:07.475	+1.237
4	59.098		5	1:08.418	+5.034	6	1:07.061	+0.823
5	4:46.500	+3:47.402	6	1:04.732	+1.348	7	1:06.965	+0.727
6	1:02.609	+3.511	7	1:03.384		8	1:06.238	
			8	1:03.785	+0.401	9	1:06.272	+0.034
			9	1:04.346	+0.962			
<u>(1) Eric Holstein BMW M3 / 3201cc</u>			<u>(18) Owain Drought Honda Integra</u>			<u>(14) Vinny Keogh Fiat Punto Abarth / 1:</u>		
1	1:02.475	+3.026	1	1:08.849	+5.019	1	1:13.873	+2.750
2	1:00.864	+1.415	2	1:06.133	+2.303	2	1:12.424	+1.301
3	1:02.263	+2.814	3	1:11.444	+7.614	3	1:12.273	+1.150
4	59.804	+0.355	4	1:05.108	+1.278	4	1:12.741	+1.618
5	59.792	+0.343	5	1:04.318	+0.488	5	1:11.275	+0.152
6	59.449		6	1:04.284	+0.454	6	1:11.123	
7	1:13.361	+13.912	7	1:04.037	+0.207	7	1:11.989	+0.866
8	59.578	+0.129	8	1:03.830		8	1:11.889	+0.766
			9	1:03.975	+0.145			
<u>(69) Robert Savage Honda Integra / 18</u>			<u>(20) Peter McGarry Peugeot 205</u>			<u>(29) Robert Doherty Honda Civic / 180C</u>		
1	1:13.151	+11.607	1	1:08.836	+3.625	1	1:16.697	+4.286
2	1:07.174	+5.630	2	1:06.559	+1.348	2	1:15.004	+2.593
3	3:15.662	+2:14.118	3	1:07.141	+1.930	3	1:13.052	+0.641
4	1:02.788	+1.244	4	1:05.446	+0.235	4	1:12.411	
5	1:01.544		5	1:05.497	+0.286	5	1:14.237	+1.826
6	1:03.392	+1.848	6	1:05.211		6	1:13.717	+1.306
7	1:02.272	+0.728	7	1:09.282	+4.071			
			8	1:08.083	+2.872			
			9	1:05.465	+0.254			
<u>(9) Brian Sexton Toyota Altesa / 2000cc</u>			<u>(68) Alex Fawcett Rover 25</u>					
1	1:05.709	+3.943	1	1:12.868	+7.541			
2	1:02.834	+1.068	2	1:05.327				
3	1:02.454	+0.688	3	3:22.801	+2:17.474			
4	1:01.766		4	1:13.657	+8.330			
5	1:01.790	+0.024	5	1:05.408	+0.081			
6	1:02.061	+0.295	6	1:06.403	+1.076			
7	1:02.153	+0.387	7	1:06.002	+0.675			
<u>(12) Eoghan Fogarty Honda Integra / 2</u>			<u>(26) Jason Hughes Honda Integra / 18C</u>					
1	1:11.537	+9.676	1	1:13.110	+7.777			
2	1:03.260	+1.399	2	1:11.224	+5.891			
3	1:03.054	+1.193	3	1:07.178	+1.845			
4	1:01.861		4	1:06.178	+0.845			
5	1:01.870	+0.009	5	1:05.620	+0.287			
6	1:01.880	+0.019	6	1:05.356	+0.023			
7	1:15.778	+13.917	7	1:05.333				
8	1:15.689	+13.828	8	1:05.436	+0.103			
9	1:12.247	+10.386						
			<u>(37) Anthony Murtagh</u>					
<u>(10) Martin Duffy BMW M3</u>			1	1:10.399	+4.704			
1	1:20.215	+17.953	2	1:06.599	+0.904			
2	1:06.070	+3.808	3	1:06.704	+1.009			
3	1:04.887	+2.625	4	3:22.289	+2:16.594			
4	1:04.055	+1.793	5	1:05.695				
5	1:02.608	+0.346	6	1:10.502	+4.807			
6	1:02.840	+0.578	7	1:10.726	+5.031			
7	1:04.558	+2.296						
8	1:02.920	+0.658	<u>(76) Ian O'Driscoll Honda Civic</u>					
9	1:02.910	+0.648	1	1:14.761	+8.523			
10	1:02.437	+0.175						
11	1:02.262							
<u>(21) Gareth Hayden Honda Integra</u>								
1	1:14.761	+8.523						

Clerk of the Course: Ben Whelan

Orbits

Race Control: Ian Beatty

Chief Timekeeper: Paul Grogan

Results are provisional until the conclusion of judicial & technical matters

www.mylaps.com

Licensed to: Mondello Park Racing Circuit



IMRC Race Meeting

Sorted on Best Lap time

Strykers & Legends

Mondello Park National Circuit 1.850 Km

Qualifying

13/04/2014 10:20

Qualifying (12:00 Time) started at 10:25:52

Pos	No.	Name	Best Tm	Diff	Gap	Best Speed	In Lap
2014 LEGENDS							
1	95	Niki Meredith Legend / 1250cc	1:04.409			103.402	2
2	93	Joe Daly Legend / 1250cc	1:06.700	2.291	2.291	99.850	3
3	37	Ivor Greenwood Legend / 1250cc	1:07.692	3.283	0.992	98.387	4
2014 STRYKER SPORTS CARS							
1	77	Alan Watkins Stryker / 1800cc	1:02.294			106.912	4
2	11	Alan Auerbach Stryker / 1800cc	1:02.426	0.132	0.132	106.686	7
3	90	Des Bruton Stryker / 1800cc	1:02.904	0.610	0.478	105.876	5
4	12	Dave Griffin Stryker / 1800cc	1:03.095	0.801	0.191	105.555	4
5	50	Pat Bergin Stryker / 1800cc	1:03.348	1.054	0.253	105.134	5
6	3	Greg Kelly Stryker / 1800cc	1:03.473	1.179	0.125	104.927	5
7	5	Des Meehan Stryker / 1800cc	1:03.528	1.234	0.055	104.836	5
8	1	Mark Baker Stryker / 1800cc	1:04.693	2.399	1.165	102.948	6
9	8	Roger Welartane Stryker / 1800cc	1:05.338	3.044	0.645	101.931	4
10	36	Colin Deering Stryker / 1800cc	1:05.445	3.151	0.107	101.765	5

Clerk of the Course: Ben Whelan

Orbits

Race Control: Ian Beatty

Chief Timekeeper: Paul Grogan

www.mylaps.com

Results are provisional until the conclusion of judicial & technical matters

Licensed to: Mondello Park Racing Circuit



IMRC Race Meeting

Strykers & Legends

Mondello Park National Circuit 1.850 Km

Qualifying

13/04/2014 10:20

Qualifying (12:00 Time) started at 10:25:52

(77) Alan Watkins Stryker / 1800cc	4	1:04.790	+0.381
	5	1:04.689	+0.280

1	1:08.182	+5.888
2	1:03.035	+0.741
3	1:02.558	+0.264
4	1:02.294	
5	1:02.299	+0.005
6	1:02.392	+0.098

(1) Mark Baker Stryker / 1800cc

1	1:11.741	+7.048
2	1:07.238	+2.545
3	1:04.944	+0.251
4	1:05.855	+1.162
5	1:06.384	+1.691
6	1:04.693	

(11) Alan Auerbach Stryker / 1800cc

1	1:10.429	+8.003
2	1:03.583	+1.157
3	1:02.686	+0.260
4	1:02.718	+0.292
5	1:02.759	+0.333
6	1:02.441	+0.015
7	1:02.426	

(8) Roger Welartane Stryker / 1800cc

1	1:08.453	+3.115
2	1:07.094	+1.756
3	1:05.687	+0.349
4	1:05.338	
5	1:05.884	+0.546

(90) Des Bruton Stryker / 1800cc

1	1:09.328	+6.424
2	1:11.282	+8.378
3	1:03.473	+0.569
4	1:03.207	+0.303
5	1:02.904	
6	1:03.682	+0.778
7	1:03.943	+1.039

(36) Colin Deering Stryker / 1800cc

1	1:19.270	+13.825
2	1:09.090	+3.645
3	1:06.929	+1.484
4	1:06.321	+0.876
5	1:05.445	
6	1:06.191	+0.746

(12) Dave Griffin Stryker / 1800cc

1	1:14.947	+11.852
2	1:05.012	+1.917
3	1:03.836	+0.741
4	1:03.095	
5	1:41.708	+38.613
6	1:05.470	+2.375

(93) Joe Daly Legend / 1250cc

1	1:07.885	+1.185
2	1:07.261	+0.561
3	1:06.700	
4	1:07.033	+0.333
5	1:08.316	+1.616

(50) Pat Bergin Stryker / 1800cc

1	1:05.274	+1.926
2	1:04.079	+0.731
3	1:03.928	+0.580
4	1:04.673	+1.325
5	1:03.348	

(37) Ivor Greenwood Legend / 1250cc

1	1:15.239	+7.547
2	1:08.711	+1.019
3	1:08.886	+1.194
4	1:07.692	
5	1:07.759	+0.067

(3) Greg Kelly Stryker / 1800cc

1	1:10.217	+6.744
2	1:05.776	+2.303
3	1:04.821	+1.348
4	1:04.073	+0.600
5	1:03.473	
6	1:03.766	+0.293
7	1:05.258	+1.785

(5) Des Meehan Stryker / 1800cc

1	1:06.024	+2.496
2	1:04.973	+1.445
3	1:05.143	+1.615
4	1:03.822	+0.294
5	1:03.528	

(95) Niki Meredith Legend / 1250cc

1	1:05.703	+1.294
2	1:04.409	
3	1:12.379	+7.970

Clerk of the Course: Ben Whelan

Orbits

Race Control: Ian Beatty

Chief Timekeeper: Paul Grogan

Results are provisional until the conclusion of judicial & technical matters

www.mylaps.com

Licensed to: Mondello Park Racing Circuit



IMRC Race Meeting

Sorted on Best Lap time

Formula Sheane

Mondello Park National Circuit 1.850 Km

Qualifying

13/04/2014 10:40

Qualifying (12:00 Time) started at 10:40:28

Pos	No.	Name	Best Tm	Diff	Gap	Best Speed	In Lap
1	2	Brian Hearty Formula Sheane / 1800cc	57.514			115.798	9
2	1	Kevin Sheane Formula Sheane / 1800cc	57.802	0.288	0.288	115.221	13
3	3	Robbie Allen Formula Sheane / 1800cc	58.030	0.516	0.228	114.768	7
4	88	Enda O'Connor Formula Sheane / 1800cc	58.120	0.606	0.090	114.591	10
5	9	Keith Hogg Formula Sheane / 1800cc	58.337	0.823	0.217	114.164	11
6	4	John Linnane Formula Sheane / 1800cc	58.582	1.068	0.245	113.687	7
7	20	Sean Hynes Formula Sheane / 1800cc	58.789	1.275	0.207	113.286	9
8	35	Paul McLoughlin Formula Sheane / 1800cc	58.812	1.298	0.023	113.242	11
9	15	Richard Kearney Formula Sheane / 1800cc	58.886	1.372	0.074	113.100	7
10	8	Shane McLoughlin Formula Sheane / 1800cc	59.265	1.751	0.379	112.377	10
11	111	David Parks Formula Sheane / 1800cc	59.463	1.949	0.198	112.002	8
12	17	Coilin Clinton Formula Sheane / 1800cc	1:00.320	2.806	0.857	110.411	10
13	18	Trever Kinsella	1:01.951	4.437	1.631	107.504	10
14	5	Gary Corcoran Formula Sheane / 1800cc	1:04.169	6.655	2.218	103.788	2

Clerk of the Course: Ben Whelan

Orbits

Race Control: Ian Beatty

Chief Timekeeper: Paul Grogan

www.mylaps.com

Results are provisional until the conclusion of judicial & technical matters

Licensed to: Mondello Park Racing Circuit



IMRC Race Meeting

Formula Sheane

Mondello Park National Circuit 1.850 Km

Qualifying

13/04/2014 10:40

Qualifying (12:00 Time) started at 10:40:28

(2) Brian Hearty Formula Sheane / 180			3	1:00.459	+2.122	(8) Shane McLoughlin Formula Sheane		
1	1:03.991	+6.477	4	59.444	+1.107	1	1:05.505	+6.240
2	59.436	+1.922	5	58.973	+0.636	2	1:01.959	+2.694
3	58.410	+0.896	6	58.924	+0.587	3	1:01.122	+1.857
4	57.820	+0.306	7	58.541	+0.204	4	1:00.725	+1.460
5	57.842	+0.328	8	58.760	+0.423	5	1:00.018	+0.753
6	57.563	+0.049	9	58.518	+0.181	6	1:00.019	+0.754
7	57.769	+0.255	10	58.450	+0.113	7	1:00.227	+0.962
8	58.008	+0.494	11	58.337		8	59.478	+0.213
9	57.514		12	58.687	+0.350	9	59.501	+0.236
10	57.789	+0.275	(4) John Linnane Formula Sheane / 180			10	59.265	
11	57.935	+0.421	1	1:05.312	+6.730	11	59.387	+0.122
12	57.605	+0.091	2	1:01.189	+2.607	12	59.976	+0.711
13	57.537	+0.023	3	1:00.863	+2.281	(11) David Parks Formula Sheane / 18		
(1) Kevin Sheane Formula Sheane / 180			4	59.910	+1.328	1	1:07.614	+8.151
1	1:06.018	+8.216	5	1:00.111	+1.529	2	1:00.445	+0.982
2	59.980	+2.178	6	59.173	+0.591	3	1:00.633	+1.170
3	58.807	+1.005	7	58.582		4	1:01.821	+2.358
4	58.578	+0.776	8	1:00.383	+1.801	5	1:00.503	+1.040
5	58.316	+0.514	9	1:00.491	+1.909	6	1:00.070	+0.607
6	58.336	+0.534	10	59.284	+0.702	7	59.929	+0.466
7	58.061	+0.259	(20) Sean Hynes Formula Sheane / 180			8	59.463	
8	58.088	+0.286	1	1:06.772	+7.983	9	59.710	+0.247
9	58.249	+0.447	2	1:01.903	+3.114	10	59.765	+0.302
10	58.112	+0.310	3	1:00.648	+1.859	11	59.543	+0.080
11	58.057	+0.255	4	59.857	+1.068	12	1:00.131	+0.668
12	57.886	+0.084	5	59.566	+0.777	(17) Collin Clinton Formula Sheane / 18		
13	57.802		6	1:00.226	+1.437	1	1:02.284	+1.964
(3) Robbie Allen Formula Sheane / 180			7	59.358	+0.569	2	1:01.782	+1.462
1	1:06.060	+8.030	8	59.672	+0.883	3	1:02.202	+1.882
2	1:01.745	+3.715	9	58.789		4	1:01.474	+1.154
3	1:28.774	+30.744	10	59.534	+0.745	5	1:01.519	+1.199
4	59.749	+1.719	(35) Paul McLoughlin Formula Sheane /			6	1:02.148	+1.828
5	58.720	+0.690	1	1:01.230	+2.418	7	1:01.131	+0.811
6	58.240	+0.210	2	1:00.220	+1.408	8	1:01.174	+0.854
7	58.030		3	59.166	+0.354	9	1:00.418	+0.098
8	58.128	+0.098	4	1:00.290	+1.478	10	1:00.320	
9	58.557	+0.527	5	59.022	+0.210	11	1:00.518	+0.198
10	58.365	+0.335	6	58.929	+0.117	(18) Trever Kinsella		
11	58.300	+0.270	7	1:02.051	+3.239	1	1:13.611	+11.660
12	59.133	+1.103	8	1:00.005	+1.193	2	1:04.670	+2.719
(88) Enda O'Connor Formula Sheane /			9	59.055	+0.243	3	1:03.611	+1.660
1	1:05.305	+7.185	10	59.486	+0.674	4	1:09.202	+7.251
2	59.813	+1.693	11	58.812		5	1:05.132	+3.181
3	59.106	+0.986	(15) Richard Kearney Formula Sheane /			6	1:03.731	+1.780
4	58.618	+0.498	1	1:05.681	+6.795	7	1:20.138	+18.187
5	59.099	+0.979	2	1:01.484	+2.598	8	1:05.445	+3.494
6	58.792	+0.672	3	1:01.140	+2.254	9	1:02.592	+0.641
7	58.125	+0.005	4	59.737	+0.851	10	1:01.951	
8	58.622	+0.502	5	1:00.042	+1.156	11	1:15.760	+13.809
9	58.647	+0.527	6	59.534	+0.648	(5) Gary Corcoran Formula Sheane / 18		
10	58.120		7	58.886		1	1:07.737	+3.568
11	58.192	+0.072	8	59.843	+0.957	2	1:04.169	
12	58.154	+0.034	9	59.595	+0.709	3	2:55.516	+1:51.347
(9) Keith Hogg Formula Sheane / 1800			10	59.011	+0.125	4	1:06.323	+2.154
1	1:03.168	+4.831	11	59.084	+0.198			
2	1:00.031	+1.694	12	59.043	+0.157			

Clerk of the Course: Ben Whelan

Orbits

Race Control: Ian Beatty

Chief Timekeeper: Paul Grogan

www.mylaps.com

Results are provisional until the conclusion of judicial & technical matters

Licensed to: Mondello Park Racing Circuit



IMRC Race Meeting

Sorted on Best Lap time

Historics & Future Classics

Mondello Park National Circuit 1.850 Km

Qualifying

13/04/2014 11:00

Qualifying (12:00 Time) started at 10:55:28

Pos	No.	Name	Best Tm	Diff	Gap	Best Speed	In Lap
2014 FUTURE CLASSIC							
1	11	Ken Fleming Toyota Starlet / 1500cc	1:08.766			96.850	4
2	17	Ian Thornton VW Golf / 1600cc	1:09.349	0.583	0.583	96.036	3
3	5	Barry John McHenry Fiat Punto / 1400cc	1:09.816	1.050	0.467	95.394	7
4	60	Brendan Travers Fiat Punto / 1400cc	1:10.162	1.396	0.346	94.923	8
5	23	David Hammond Fiat Uno SX / 1290cc	1:10.216	1.450	0.054	94.850	7
6	37	Darryl Scully Honda Civic / 1798cc	1:10.269	1.503	0.053	94.779	3
7	90	Garry Byrne Vauxhall Chevette / 1600cc	1:10.698	1.932	0.429	94.204	9
8	82	Aidan Byrne VW Golf Gti / 1800cc	1:10.715	1.949	0.017	94.181	5
9	3	Gary Graham Peugeot 205 Gti / 1600cc	1:10.737	1.971	0.022	94.152	2
10	69	Paul Dalton Fiat 128 Coupe / 1300cc	1:11.029	2.263	0.292	93.765	7
11	95	Mick Walsh VW Golf Gti / 1800cc	1:11.743	2.977	0.714	92.831	9
12	8	Ken Byrne Peugeot 205 Gti / 1600cc	1:11.774	3.008	0.031	92.791	6
13	999	Eddie Kinirons Ford Escort MkII / 2000cc	1:12.006	3.240	0.232	92.492	7
14	33	Pat Lucey Fiat Uno / 1275cc	1:12.137	3.371	0.131	92.324	7
15	79	Patrick O'Donoghue Peugeot 205 / 1600cc	1:13.074	4.308	0.937	91.140	8
16	81	Tommy Byrne Opel Astra / 2000cc	1:13.225	4.459	0.151	90.953	7
17	7	Michael Clune Peugeot 205 / 1600cc	1:13.423	4.657	0.198	90.707	4

2014 HISTORICS

1	26	David Kelly Crossle 9S / 1991cc	1:00.559			109.975	9
2	21	Bernard Foley MGB GT V8 / 4600cc	1:02.242	1.683	1.683	107.002	7
3	47	Clive Brandon Lotus Type 47 / 1761cc	1:05.655	5.096	3.413	101.439	3
4	41	Liam Ruth MG Midget / 1500cc	1:09.678	9.119	4.023	95.583	6
5	88	David Moloney MG Midget / 1275cc	1:11.607	11.048	1.929	93.008	7
6	87	Ken McAvoy Austin Healy Sprite / 1300cc	1:12.415	11.856	0.808	91.970	7
7	37	Noel Kavanagh MGB Roadster / 1950cc	1:13.446	12.887	1.031	90.679	9

Clerk of the Course: Ben Whelan

Orbits

Race Control: Ian Beatty

Chief Timekeeper: Paul Grogan

www.mylaps.com

Results are provisional until the conclusion of judicial & technical matters

Licensed to: Mondello Park Racing Circuit



IMRC Race Meeting

Historics & Future Classics

Mondello Park National Circuit 1.850 Km

Qualifying

13/04/2014 11:00

Qualifying (12:00 Time) started at 10:55:28

(26) David Kelly Crossle 9S / 1991cc			(41) Liam Ruth MG Midget / 1500cc			9 1:10.698			9 1:12.322 +0.548			(37) Noel Kavanagh MGB Roadster / 19		
1	1:05.122	+4.563	1	1:12.325	+2.647	1	1:11.046	+0.331	1	1:13.806	+1.800	1	1:28.690	+15.244
2	1:03.020	+2.461	2	1:11.218	+1.540	2	1:11.068	+0.353	2	1:13.380	+1.374	2	1:20.751	+7.305
3	1:01.089	+0.530	3	1:11.155	+1.477	3	1:10.781	+0.066	3	1:22.400	+10.394	3	1:16.115	+2.669
4	1:05.733	+5.174	4	1:10.212	+0.534	4	1:11.662	+0.947	4	1:12.280	+0.274	4	1:16.092	+2.646
5	1:03.518	+2.959	5	1:09.837	+0.159	5	1:10.715		5	1:13.551	+1.545	5	1:15.125	+1.679
6	1:01.816	+1.257	6	1:09.678		6	1:11.737	+1.022	6	1:13.433	+1.427	6	1:14.974	+1.528
7	1:01.534	+0.975	7	1:09.774	+0.096	7	1:12.145	+1.430	7	1:12.006		7	1:13.458	+0.012
8	1:01.018	+0.459	8	1:10.934	+1.256	8	1:11.882	+1.167	8	1:13.507	+1.501	8	1:16.799	+3.353
9	1:00.559		9	1:11.090	+1.412	9	1:12.228	+1.513	9	1:15.454	+3.448	9	1:13.446	
10	1:00.967	+0.408	(5) Barry John McHenry Fiat Punto / 14			(3) Gary Graham Peugeot 205 Gti / 16c			(33) Pat Lucey Fiat Uno / 1275cc			10	1:15.283	+1.837
11	1:03.110	+2.551	1	1:14.379	+4.563	1	1:13.341	+2.604	1	1:15.426	+3.289			
(21) Bernard Foley MGB GT V8 / 4600cc			2	1:13.936	+4.120	2	1:10.737		2	1:17.113	+4.976			
1	1:12.975	+10.733	3	1:11.034	+1.218	3	1:11.020	+0.283	3	1:16.875	+4.738			
2	1:04.115	+1.873	4	1:10.869	+1.053	4	1:11.193	+0.456	4	1:19.110	+6.973			
3	1:03.383	+1.141	5	1:11.499	+1.683	5	1:10.992	+0.255	5	1:14.080	+1.943			
4	1:03.011	+0.769	6	1:10.186	+0.370	(69) Paul Dalton Fiat 128 Coupe / 1300			6	1:12.507	+0.370			
5	1:05.218	+2.976	7	1:09.816		1	1:16.337	+5.308	7	1:12.137				
6	1:05.085	+2.843	8	1:09.884	+0.068	2	1:13.536	+2.507	8	1:15.483	+3.346			
7	1:02.242		(60) Brendan Travers Fiat Punto / 1400			3	1:14.845	+3.816	9	1:18.475	+6.338			
8	1:02.574	+0.332	1	1:10.527	+0.365	4	1:12.530	+1.501	(87) Ken McAvoy Austin Healy Sprite /					
9	1:02.554	+0.312	2	1:11.741	+1.579	5	1:11.442	+0.413	1	1:16.151	+3.736			
10	1:03.410	+1.168	3	1:11.669	+1.507	6	1:11.603	+0.574	2	1:16.032	+3.617			
11	1:03.967	+1.725	4	1:11.915	+1.753	7	1:11.029		3	1:14.786	+2.371			
12	1:08.651	+6.409	5	1:10.467	+0.305	8	1:16.152	+5.123	4	1:13.840	+1.425			
(47) Clive Brandon Lotus Type 47 / 176			6	1:11.176	+1.014	9	1:11.649	+0.620	5	1:12.827	+0.412			
1	1:07.038	+1.383	7	1:10.184	+0.022	(88) David Moloney MG Midget / 1275c			6	1:12.766	+0.351			
2	1:05.998	+0.343	8	1:10.162		1	1:19.329	+7.722	7	1:12.415				
3	1:05.655		9	1:11.080	+0.918	2	1:13.528	+1.921	8	1:12.600	+0.185			
4	1:05.850	+0.195	(23) David Hammond Fiat Uno SX / 125			3	1:14.020	+2.413	9	1:14.026	+1.611			
5	1:10.230	+4.575	1	1:14.619	+4.403	4	1:14.715	+3.108	(79) Patrick O'Donoghue Peugeot 205 /					
6	1:06.491	+0.836	2	1:14.161	+3.945	5	1:12.264	+0.657	1	1:16.283	+3.209			
7	1:07.634	+1.979	3	1:16.078	+5.862	6	1:13.588	+1.981	2	1:14.800	+1.726			
8	1:06.309	+0.654	4	1:12.667	+2.451	7	1:11.607		3	1:13.590	+0.516			
9	1:06.545	+0.890	5	1:10.792	+0.576	8	1:13.175	+1.568	4	1:14.611	+1.537			
10	1:06.071	+0.416	6	1:10.809	+0.593	9	1:12.775	+1.168	5	1:14.559	+1.485			
(11) Ken Fleming Toyota Starlet / 1500			7	1:10.216		(95) Mick Walsh VW Golf Gti / 1800cc			6	1:14.243	+1.169			
1	1:22.443	+13.677	8	1:11.244	+1.028	1	1:12.523	+0.780	7	1:13.826	+0.752			
2	1:09.335	+0.569	9	1:12.768	+2.552	2	1:11.795	+0.052	8	1:13.074				
3	1:09.540	+0.774	(37) Darryl Scully Honda Civic / 1798cc			3	1:13.985	+2.242	9	1:13.577	+0.503			
4	1:08.766		1	1:16.588	+6.319	4	1:14.189	+2.446	(81) Tommy Byrne Opel Astra / 2000cc					
5	1:08.974	+0.208	2	1:11.961	+1.692	5	1:12.491	+0.748	1	1:16.478	+3.253			
6	1:10.774	+2.008	3	1:10.269		6	1:13.032	+1.289	2	1:14.629	+1.404			
7	1:12.285	+3.519	4	1:11.516	+1.247	7	1:12.806	+1.063	3	1:14.871	+1.646			
8	1:11.045	+2.279	5	1:11.204	+0.935	8	1:13.158	+1.415	4	1:14.943	+1.718			
9	1:09.772	+1.006	6	1:11.856	+1.587	(8) Ken Byrne Peugeot 205 Gti / 1600cc			5	1:14.822	+1.597			
(17) Ian Thornton VW Golf / 1600cc			7	1:26.055	+15.786	1	1:15.422	+3.648	6	1:23.944	+10.719			
1	1:12.973	+3.624	8	1:19.081	+8.812	2	1:13.339	+1.565	7	1:13.225				
2	1:09.631	+0.282	(90) Garry Byrne Vauxhall Chevette / 1			3	1:12.209	+0.435	8	1:14.160	+0.935			
3	1:09.349		1	1:12.878	+2.180	4	1:13.119	+1.345	9	1:13.865	+0.640			
4	1:10.276	+0.927	2	1:12.308	+1.610	5	1:11.860	+0.086	(7) Michael Clune Peugeot 205 / 1600cc					
5	1:09.909	+0.560	3	1:13.324	+2.626	6	1:11.774		1	1:13.761	+0.337			
6	1:10.066	+0.717	4	1:13.698	+3.000	7	1:11.816	+0.042	2	2:26.871	+1:13.447			
7	1:10.163	+0.814	5	1:11.884	+1.186	8	1:12.683	+0.909	3	2:25.602	+1:12.179			
8	1:10.030	+0.681	6	1:11.952	+1.254				4	1:13.423				
9	1:09.906	+0.557	7	1:10.983	+0.285									
			8	1:10.730	+0.032									

Clerk of the Course: Ben Whelan

Orbits

Race Control: Ian Beatty

Chief Timekeeper: Paul Grogan

Results are provisional until the conclusion of judicial & technical matters

www.mylaps.com

Licensed to: Mondello Park Racing Circuit



IMRC Race Meeting

Patch Fiesta

Mondello Park National Circuit 1.850 Km

Qualifying Race

13/04/2014 11:20

Race (15:00 Time)



10

1:13.326
87 Richard Considine Ford Fiesta / 1250cc

19

1:13.349
28 Stephen Kerwan Ford Fiesta / 1250cc

20

9

1:13.009
85 William Barrett Ford Fiesta / 1250cc

17

1:13.109
43 Daniel McDonnell Ford Fiesta / 1250cc

18

8

1:12.891
81 John McGovern Ford Fiesta / 1250cc

15

1:12.987
143 Ian McAllister Ford Fiesta / 1250cc

16

7

1:12.873
46 Ulick Burke Ford Fiesta / 1250cc

13

1:12.889
49 Mark O Hara Ford Fiesta / 1250cc

14

6

1:12.837
13 Alan Boland Ford Fiesta / 1250cc

11

1:12.843
11 Trevor Farrar Ford Fiesta / 1250cc

12

5

1:12.801
60 Brendan Fitzgerald Ford Fiesta / 1250cc

9

1:12.819
450 Richard Livingstone Ford Fiesta / 1250cc

10

4

1:12.641
44 John Greaney Ford Fiesta / 1250cc

7

1:12.770
5 Barry Barrable Ford Fiesta / 1250cc

8

3

1:12.560
90 Louis Burke Ford Fiesta / 1250cc

5

1:12.611
99 Darragh McMullen Ford Fiesta / 1250cc

6

2

1:12.470
23 Mark O'Donoghue Ford Fiesta / 1250cc

3

1:12.533
63 Shane McFaddan Ford Fiesta / 1250cc

4

1

1:12.449
8 Daniel Clarkin Ford Fiesta / 1250cc

POLE POSITION 1

1:12.461
50 David Yamamoto Ford Fiesta / 1250cc

2



Clerk of the Course: Ben Whelan

Orbits

Race Control: Ian Beatty

Chief Timekeeper: Paul Grogan

www.mylaps.com

Results are provisional until the conclusion of judicial & technical matters

Licensed to: Mondello Park Racing Circuit



IMRC Race Meeting

Patch Fiesta

Mondello Park National Circuit 1.850 Km

Qualifying Race

13/04/2014 11:20

Race (15:00 Time)



14

1:14.881
9 Neil McMullen Ford Fiesta / 1250cc

27

13

1:14.079
26 Karl Grehan Ford Fiesta / 1250cc

25

12

1:13.799
4 Nicola Watkins Ford Fiesta / 1250cc

23

11

1:13.360
18 Darren Dunne Ford Fiesta / 1250cc

21

1:14.307

27 Liam Rabbitt Ford Fiesta / 1250cc

26

1:13.805

70 Michael Fitzgerald Ford Fiesta / 1250cc

24

1:13.597

33 Michael Leonard Ford Fiesta / 1250cc

22



Clerk of the Course: Ben Whelan

Orbits

Race Control: Ian Beatty

Chief Timekeeper: Paul Grogan

Results are provisional until the conclusion of judicial & technical matters

www.mylaps.com

Licensed to: Mondello Park Racing Circuit



IMRC Race Meeting

Sorted on Laps

Patch Fiesta

Mondello Park National Circuit 1.850 Km

Qualifying Race

13/04/2014 11:20

Race (15:00 Time) started at 11:17:45

Pos	No.	Name	Laps	Diff	Gap	Total Tm	Best Tm	In Lap	Best Speed
1	50	David Yamamoto Ford Fiesta / 1250cc	12			15:36.471	1:12.623	11	91.706
2	8	Daniel Clarkin Ford Fiesta / 1250cc	12	0.005	0.005	15:36.476	1:12.489	12	91.876
3	5	Barry Barrable Ford Fiesta / 1250cc	12	6.916	6.911	15:43.387	1:13.221	3	90.958
4	60	Brendan Fitzgerald Ford Fiesta / 1250cc	12	7.741	0.825	15:44.212	1:12.608	3	91.725
5	44	John Greaney Ford Fiesta / 1250cc	12	8.004	0.263	15:44.475	1:12.548	8	91.801
6	81	John McGovern Ford Fiesta / 1250cc	12	8.627	0.623	15:45.098	1:12.992	8	91.243
7	23	Mark O'Donoghue Ford Fiesta / 1250cc	12	8.899	0.272	15:45.370	1:12.806	7	91.476
8	450	Richard Livingstone Ford Fiesta / 1250cc	12	9.868	0.969	15:46.339	1:13.085	7	91.127
9	49	Mark O Hara Ford Fiesta / 1250cc	12	10.180	0.312	15:46.651	1:12.947	9	91.299
10	46	Ulick Burke Ford Fiesta / 1250cc	12	10.480	0.300	15:46.951	1:12.932	10	91.318
11	13	Alan Boland Ford Fiesta / 1250cc	12	12.240	1.760	15:48.711	1:13.412	9	90.721
12	11	Trevor Farrar Ford Fiesta / 1250cc	12	12.524	0.284	15:48.995	1:13.323	9	90.831
13	28	Stephen Kerwan Ford Fiesta / 1250cc	12	12.828	0.304	15:49.299	1:13.368	9	90.775
14	87	Richard Considine Ford Fiesta / 1250cc	12	13.299	0.471	15:49.770	1:13.178	9	91.011
15	18	Darren Dunne Ford Fiesta / 1250cc	12	18.081	4.782	15:54.552	1:13.422	7	90.709
16	85	William Barrett Ford Fiesta / 1250cc	12	18.861	0.780	15:55.332	1:13.616	8	90.469
17	43	Daniel McDonnell Ford Fiesta / 1250cc	12	18.974	0.113	15:55.445	1:13.350	7	90.798
18	70	Michael Fitzgerald Ford Fiesta / 1250cc	12	20.449	1.475	15:56.920	1:13.785	9	90.262
19	27	Liam Rabbitt Ford Fiesta / 1250cc	12	20.652	0.203	15:57.123	1:13.902	7	90.119
20	26	Karl Grehan Ford Fiesta / 1250cc	12	22.324	1.672	15:58.795	1:14.017	9	89.979
21	4	Nicola Watkins Ford Fiesta / 1250cc	12	22.897	0.573	15:59.368	1:13.855	9	90.177
22	90	Louis Burke Ford Fiesta / 1250cc	12	31.829	8.932	16:08.300	1:13.112	3	91.093

Not classified

DNF	33	Michael Leonard Ford Fiesta / 1250cc	8	DNF		10:57.046	1:13.340	7	90.810
DNF	54	Colm Barrable Ford Fiesta / 1250cc	2	DNF		2:41.945	1:14.021	1	89.974
DNF	9	Neil McMullen Ford Fiesta / 1250cc	2	DNF		2:41.947	1:15.683	2	87.999
DNF	63	Shane McFaddan Ford Fiesta / 1250cc		DNF		0.906		0	-
DNF	143	Ian McAllister Ford Fiesta / 1250cc		DNF		4.429		0	-
DQ	99	Darragh McMullen Ford Fiesta / 1250cc	12	DQ		15:42.726	1:13.006	7	91.225

Announcements

CAR NO 99 DARRAGH MCMULLAN DISQUALIFIED FOR BEING UNDER WEIGHT

Margin of Victory	Avg. Speed	Best Lap Tm	Best Speed	Best Lap by
0.005	85.342	1:12.489	91.876	8 - Daniel Clarkin Ford Fiesta / 1250cc

Clerk of the Course: Ben Whelan

Orbits

Race Control: Ian Beatty

Chief Timekeeper: Paul Grogan

www.mylaps.com

Results are provisional until the conclusion of judicial & technical matters

Licensed to: Mondello Park Racing Circuit

Printed: 13/04/2014 12:44:07



IMRC Race Meeting


Patch Fiesta

Mondello Park National Circuit 1.850 Km

Qualifying Race

13/04/2014 11:20

Race (15:00 Time) started at 11:17:45



(50) David Yamamoto Ford Fiesta / 125			(44) John Greaney Ford Fiesta / 1250cc			(49) Mark O Hara Ford Fiesta / 1250cc			(70) Michael Fitzgerald Ford Fiesta / 12		
1	1:16.658	+4.035	1	1:18.232	+5.684	1	1:17.469	+4.522	1	1:23.089	+9.304
2	1:13.191	+0.568	2	1:13.592	+1.044	2	1:17.048	+4.101	2	1:13.811	+0.026
3	1:12.807	+0.184	3	1:13.268	+0.720	3	1:13.760	+0.813	3	1:13.655	+7.870
4	1:15.458	+2.835	4	1:15.712	+3.164	4	1:15.930	+2.983	4	1:14.466	+0.681
5	1:50.659	+38.036	5	1:50.115	+37.567	5	1:49.077	+36.130	5	1:44.905	+31.120
6	1:30.792	+18.169	6	1:29.917	+17.369	6	1:28.685	+15.738	6	1:27.373	+13.588
7	1:13.025	+0.402	7	1:13.099	+0.551	7	1:13.610	+0.663	7	1:14.134	+0.349
8	1:12.813	+0.190	8 1:12.548	8	1:12.548	8	1:13.428	+0.481	8	1:14.571	+0.786
9	1:12.704	+0.081	9	1:13.440	+0.892	9	1:12.947	+0.209	9	1:13.785	+0.166
10	1:12.729	+0.106	10	1:14.072	+1.524	10	1:13.156	+0.209	10	1:13.951	+0.166
11	1:12.623		11	1:14.693	+2.145	11	1:13.759	+0.812	11	1:14.145	+0.360
12	1:13.012	+0.389	12	1:13.279	+0.731	12	1:13.969	+1.022	12	1:14.345	+0.560
(8) Daniel Clarkin Ford Fiesta / 1250cc			(81) John McGovern Ford Fiesta / 1250			(46) Ulick Burke Ford Fiesta / 1250cc			(87) Richard Considine Ford Fiesta / 12		
1	1:17.250	+4.761	1	1:17.474	+4.482	1	1:17.723	+4.791	1	1:18.714	+5.536
2	1:12.843	+0.354	2	1:14.792	+1.800	2	1:15.616	+2.684	2	1:15.223	+2.045
3	1:13.142	+0.653	3	1:14.097	+1.105	3	1:14.460	+1.528	3	1:13.944	+0.766
4	1:15.968	+3.479	4	1:15.500	+2.508	4	1:15.809	+2.877	4	1:15.917	+2.739
5	1:50.272	+37.783	5	1:48.662	+35.670	5	1:48.898	+35.966	5	1:49.974	+36.796
6	1:31.120	+18.631	6	1:29.535	+16.543	6	1:28.887	+15.955	6	1:29.140	+15.962
7	1:12.789	+0.300	7	1:13.519	+0.527	7	1:14.871	+1.939	7	1:13.419	+0.241
8	1:12.627	+0.138	8	1:12.992		8	1:13.411	+0.479	8	1:13.720	+0.542
9	1:12.553	+0.064	9	1:13.535	+0.543	9	1:13.080	+0.148	9	1:15.917	+2.739
10	1:12.737	+0.248	10	1:13.596	+0.604	10	1:12.932	+0.571	10	1:49.974	+36.796
11	1:12.686	+0.197	11	1:13.669	+0.677	11	1:13.503	+0.571	11	1:29.140	+15.962
12	1:12.489		12	1:13.261	+0.269	12	1:13.956	+1.024	12	1:13.419	+0.241
(99) Darragh McMullen Ford Fiesta / 12			(23) Mark O'Donoghue Ford Fiesta / 12			(13) Alan Boland Ford Fiesta / 1250cc			(18) Darren Dunne Ford Fiesta / 1250cc		
1	1:18.365	+5.359	1	1:19.504	+6.698	1	1:20.785	+7.373	1	1:18.669	+5.247
2	1:13.019	+0.013	2	1:14.103	+1.297	2	1:15.011	+1.599	2	1:14.880	+1.458
3	1:13.349	+0.343	3	1:13.122	+0.316	3	1:13.917	+0.505	3	1:14.066	+0.644
4	1:15.942	+2.936	4	1:15.526	+2.720	4	1:16.249	+2.837	4	1:15.639	+2.217
5	1:49.661	+36.655	5	1:50.071	+37.265	5	1:48.734	+35.322	5	1:50.245	+36.823
6	1:29.707	+16.701	6	1:29.785	+16.979	6	1:28.818	+15.406	6	1:28.937	+15.515
7	1:13.006		7	1:12.806		7	1:13.804	+0.392	7	1:13.422	
8	1:13.369	+0.363	8	1:13.264	+0.458	8	1:13.049	+0.637	8	1:14.149	+0.727
9	1:14.147	+1.141	9	1:14.494	+1.688	9	1:13.412	+0.317	9	1:15.091	+1.669
10	1:13.797	+0.791	10	1:13.634	+0.828	10	1:13.729	+0.317	10	1:15.542	+2.120
11	1:13.663	+0.657	11	1:15.202	+2.396	11	1:13.450	+0.038	11	1:13.821	+0.399
12	1:13.355	+0.349	12	1:13.328	+0.522	12	1:13.820	+0.408	12	1:13.887	+0.465
(5) Barry Barrable Ford Fiesta / 1250cc			(450) Richard Livingstone Ford Fiesta /			(11) Trevor Farrar Ford Fiesta / 1250cc			(85) William Barrett Ford Fiesta / 1250cc		
1	1:16.999	+3.778	1	1:17.661	+4.576	1	1:20.609	+7.286	1	1:21.707	+8.091
2	1:13.233	+0.012	2	1:14.829	+1.744	2	1:15.228	+1.905	2	1:15.895	+2.279
3	1:13.221		3	1:13.702	+0.617	3	1:13.602	+0.279	3	1:17.934	+4.318
4	1:15.958	+2.737	4	1:15.421	+2.336	4	1:16.279	+2.956	4	1:16.389	+2.773
5	1:49.462	+36.241	5	1:50.183	+37.098	5	1:49.178	+35.855	5	1:47.316	+33.700
6	1:29.968	+16.747	6	1:29.716	+16.631	6	1:28.974	+15.651	6	1:27.417	+13.801
7	1:14.058	+0.837	7	1:13.085		7	1:13.668	+0.345	7	1:14.067	+0.451
8	1:13.306	+0.085	8	1:13.522	+0.437	8	1:13.894	+0.571	8	1:13.616	
9	1:13.884	+0.663	9	1:13.370	+0.285	9	1:13.323	+0.109	9	1:13.669	+0.053
10	1:13.671	+0.450	10	1:14.511	+1.426	10	1:13.432	+0.134	10	1:14.589	+0.973
11	1:14.001	+0.780				11	1:13.457	+0.134	11	1:13.731	+0.115
12	1:13.522	+0.301				12	1:13.899	+0.576	12	1:14.079	+0.463
(60) Brendan Fitzgerald Ford Fiesta / 1:			(28) Stephen Kerwan Ford Fiesta / 1250			(43) Daniel McDonnell Ford Fiesta / 125			(26) Karl Grehan Ford Fiesta / 1250cc		
1	1:17.290	+4.682	1	1:16.913	+3.545	1	1:19.937	+6.587	1	1:19.461	+5.444
2	1:13.509	+0.901	2	1:14.639	+1.271	2	1:15.363	+2.013	2	1:15.879	+1.862
3	1:12.608					3	1:13.527	+0.177	3	1:16.486	+2.469
4	1:13.763	+1.155				4	1:15.783	+2.433	4	1:15.554	+1.537
									(8) Nicola Watkins Ford Fiesta / 1250cc		
									1	1:22.979	+9.124
									2	1:14.475	+0.620
									3	1:31.654	+17.799
									4	1:17.319	+3.464
									5	1:32.617	+18.762
									6	1:27.798	+13.943
									7	1:13.937	+0.082
									8	1:14.360	+0.505
									9	1:13.855	
									10	1:14.925	+1.070
									11	1:14.638	+0.783
									12	1:14.697	+0.842
									(90) Louis Burke Ford Fiesta / 1250cc		
									1	1:23.089	+9.304
									2	1:13.811	+0.026
									3	1:21.655	+7.870
									4	1:14.466	+0.681
									5	1:44.905	+31.120
									6	1:27.373	+13.588
									7	1:14.134	+0.349
									8	1:14.571	+0.786
									9	1:13.785	+0.166
									10	1:13.951	+0.166
									11	1:14.145	+0.360
									12	1:14.345	+0.560

Clerk of the Course: Ben Whelan

Orbits

Race Control: Ian Beatty

Chief Timekeeper: Paul Grogan

Results are provisional until the conclusion of judicial & technical matters

www.mylaps.com

Licensed to: Mondello Park Racing Circuit



IMRC Race Meeting

Patch Fiesta

Mondello Park National Circuit 1.850 Km

Qualifying Race

13/04/2014 11:20

Race (15:00 Time) started at 11:17:45

1	1:19.405	+6.293
2	1:14.119	+1.007
3	1:13.112	
4	1:15.733	+2.621
5	1:49.859	+36.747
6	1:29.863	+16.751
7	1:15.535	+2.423
8	1:33.544	+20.432
9	1:15.118	+2.006
10	1:13.626	+0.514
11	1:13.429	+0.317
12	1:13.398	+0.286

(33) Michael Leonard Ford Fiesta / 125i

1	1:20.581	+7.241
2	1:14.421	+1.081
3	1:14.065	+0.725
4	1:15.622	+2.282
5	1:50.945	+37.605
6	1:28.444	+15.104
7	1:13.340	
8	1:13.737	+0.397

(54) Colm Barrable Ford Fiesta / 1250cc

1	1:14.021	
2	1:15.228	+1.207

(9) Neil McMullen Ford Fiesta / 1250cc

1	1:19.306	+3.623
2	1:15.683	

Clerk of the Course: Ben Whelan

Orbits

Race Control: Ian Beatty

Chief Timekeeper: Paul Grogan

Results are provisional until the conclusion of judicial & technical matters

www.mylaps.com

Licensed to: Mondello Park Racing Circuit

**IMRC Race Meeting**

Ginetta Junior Ireland

Mondello Park National Circuit 1.850 Km

Race 1

13/04/2014 11:45

Race (12:00 Time) started at 11:39:50

**4**

1:12.247 8 Max Sheane Ginetta G20 / 1400cc

7**3**

1:08.940 21 Jordan Dempsey Ginetta G20 / 1400cc
--

5**2**

1:08.625 27 James Roe Ginetta G20 / 1400cc

3**1**

1:07.937 2 Johnnie Mulholland Ginetta G20 / 1400cc

POLE POSITION

1

1:12.695

9 Charlie Linnane Ginetta G20 / 1400cc

8

1:11.002

55 Loris Nikolov Ginetta G20 / 1400cc

6

1:08.678

52 Wilson Thompson Ginetta G20 / 1400cc

4

1:08.021

60 Jack Finlay Ginetta G20 / 1400cc

2

Clerk of the Course: Ben Whelan

Orbits

Race Control: Ian Beatty

Chief Timekeeper: Paul Grogan

www.mylaps.com

Results are provisional until the conclusion of judicial & technical matters

Licensed to: Mondello Park Racing Circuit



IMRC Race Meeting

Sorted on Laps

Ginetta Junior Ireland

Mondello Park National Circuit 1.850 Km

Race 1

13/04/2014 11:45

Race (12:00 Time) started at 11:39:50

Pos	No.	Name	Laps	Diff	Gap	Total Tm	Best Tm	In Lap	Best Speed
1	60	Jack Finlay Ginetta G20 / 1400cc	11			12:40.103	1:08.006	11	97.933
2	27	James Roe Ginetta G20 / 1400cc	11	5.542	5.542	12:45.645	1:08.148	9	97.728
3	52	Wilson Thompson Ginetta G20 / 140C	11	7.094	1.552	12:47.197	1:08.499	8	97.228
4	21	Jordan Dempsey Ginetta G20 / 1400c	11	21.142	14.048	13:01.245	1:08.303	9	97.507
5	55	Loris Nikolov Ginetta G20 / 1400cc	11	45.130	23.988	13:25.233	1:11.210	7	93.526
6	9	Charlie Linnane Ginetta G20 / 1400cc	11	47.704	2.574	13:27.807	1:10.936	11	93.887
7	8	Max Sheane Ginetta G20 / 1400cc	10	1 Lap	1 Lap	12:51.497	1:14.681	8	89.179

Not classified

DNF	2	Johnnie Mulholland Ginetta G20 / 14C		DNF		0.000		0	-
-----	---	--------------------------------------	--	-----	--	-------	--	---	---

Margin of Victory	Avg. Speed	Best Lap Tm	Best Speed	Best Lap by
5.542	96.382	1:08.006	97.933	60 - Jack Finlay Ginetta G20 / 1400cc

Clerk of the Course: Ben Whelan

Orbits

Race Control: Ian Beatty

Chief Timekeeper: Paul Grogan

www.mylaps.com

Results are provisional until the conclusion of judicial & technical matters

Licensed to: Mondello Park Racing Circuit



IMRC Race Meeting

Ginetta Junior Ireland

Mondello Park National Circuit 1.850 Km

Race 1

13/04/2014 11:45

Race (12:00 Time) started at 11:39:50

<u>(60) Jack Finlay Ginetta G20 / 1400cc</u>			9	1:11.712	+0.502
1	1:14.432	+6.426	10	1:12.677	+1.467
2	1:09.213	+1.207	11	1:12.218	+1.008
3	1:09.009	+1.003	<u>(9) Charlie Linnane Ginetta G20 / 1400cc</u>		
4	1:08.715	+0.709	1	1:20.171	+9.235
5	1:08.580	+0.574	2	1:13.927	+2.991
6	1:08.529	+0.523	3	1:14.561	+3.625
7	1:08.042	+0.036	4	1:12.445	+1.509
8	1:08.258	+0.252	5	1:13.272	+2.336
9	1:08.203	+0.197	6	1:12.220	+1.284
10	1:08.508	+0.502	7	1:11.995	+1.059
11	1:08.006		8	1:11.579	+0.643
<u>(27) James Roe Ginetta G20 / 1400cc</u>			9	1:11.390	+0.454
1	1:15.272	+7.124	10	1:11.714	+0.778
2	1:09.722	+1.574	11	1:10.936	
3	1:09.145	+0.997	<u>(8) Max Sheane Ginetta G20 / 1400cc</u>		
4	1:08.633	+0.485	1	1:18.993	+4.312
5	1:08.321	+0.173	2	1:15.047	+0.366
6	1:10.184	+2.036	3	1:18.730	+4.049
7	1:09.390	+1.242	4	1:16.219	+1.538
8	1:08.860	+0.712	5	1:17.024	+2.343
9	1:08.148		6	1:15.329	+0.648
10	1:08.775	+0.627	7	1:19.145	+4.464
11	1:08.423	+0.275	8	1:14.681	
<u>(52) Wilson Thompson Ginetta G20 / 1400cc</u>			9	1:16.271	+1.590
1	1:15.094	+6.595	10	1:17.422	+2.741
2	1:09.984	+1.485	<u>(21) Jordan Dempsey Ginetta G20 / 1400cc</u>		
3	1:09.019	+0.520	1	1:14.399	+6.096
4	1:08.672	+0.173	2	1:10.685	+2.382
5	1:08.668	+0.169	3	1:12.024	+3.721
6	1:09.286	+0.787	4	1:09.217	+0.914
7	1:08.992	+0.493	5	1:09.411	+1.108
8	1:08.499		6	1:08.545	+0.242
9	1:08.519	+0.020	7	1:08.426	+0.123
10	1:10.403	+1.904	8	1:08.502	+0.199
11	1:08.611	+0.112	9	1:08.303	
<u>(55) Loris Nikolov Ginetta G20 / 1400cc</u>			10	1:08.498	+0.195
1	1:19.711	+8.501	11	1:08.436	+0.133
2	1:13.189	+1.979	<u>(55) Loris Nikolov Ginetta G20 / 1400cc</u>		
3	1:12.375	+1.165	1	1:19.711	+8.501
4	1:11.771	+0.561	2	1:13.189	+1.979
5	1:13.087	+1.877	3	1:12.375	+1.165
6	1:11.729	+0.519	4	1:11.771	+0.561
7	1:11.210		5	1:13.087	+1.877
8	1:11.793	+0.583	6	1:11.729	+0.519

Clerk of the Course: Ben Whelan

Orbits

Race Control: Ian Beatty

Chief Timekeeper: Paul Grogan

Results are provisional until the conclusion of judicial & technical matters

www.mylaps.com

Licensed to: Mondello Park Racing Circuit


IMRC Race Meeting

Strykers & Legends

Mondello Park National Circuit 1.850 Km

Race 1

13/04/2014 12:05

Race (12:00 Time)



8	1:07.692 37 Ivor Greenwood Legend / 1250cc	15	
7	1:04.409 95 Niki Meredith Legend / 1250cc	13	
6		11	
5	1:05.338 8 Roger Welartane Stryker / 1800cc	9	
4	1:03.528 5 Des Meehan Stryker / 1800cc	7	
3	1:03.348 50 Pat Bergin Stryker / 1800cc	5	
2	1:02.904 90 Des Bruton Stryker / 1800cc	3	
1	1:02.294 77 Alan Watkins Stryker / 1800cc	1	POLE POSITION
		14	
	1:06.700 93 Joe Daly Legend / 1250cc		
		12	
		10	
	1:05.445 36 Colin Deering Stryker / 1800cc		
		8	
	1:04.693 1 Mark Baker Stryker / 1800cc		
		6	
	1:03.473 3 Greg Kelly Stryker / 1800cc		
		4	
	1:03.095 12 Dave Griffin Stryker / 1800cc		
		2	
	1:02.426 11 Alan Auerbach Stryker / 1800cc		



Clerk of the Course: Ben Whelan

Orbits

Race Control: Ian Beatty

Chief Timekeeper: Paul Grogan

Results are provisional until the conclusion of judicial & technical matters

www.mylaps.com

Licensed to: Mondello Park Racing Circuit



IMRC Race Meeting

Sorted on Laps

Strykers & Legends

Mondello Park National Circuit 1.850 Km

Race 1

13/04/2014 12:05

Race (12:00 Time) started at 12:01:06

Pos	No.	Name	Laps	Diff	Gap	Total Tm	Best Tm	In Lap	Best Speed
-----	-----	------	------	------	-----	----------	---------	--------	------------

2014 LEGENDS

1	95	Niki Meredith Legend / 1250cc	12			13:40.588	1:04.959	7	102.526
2	93	Joe Daly Legend / 1250cc	11	1 Lap	1 Lap	12:50.750	1:06.482	8	100.177
3	37	Ivor Greenwood Legend / 1250cc	11	1 Lap	6.893	12:57.643	1:05.993	4	100.920

Not classified

DNF	98	Darragh Cormack Legend / 1250cc	1	DNF		1:45.303	1:14.253	1	89.693
-----	----	---------------------------------	---	-----	--	----------	----------	---	--------

2014 STRYKER SPORTS CARS

1	77	Alan Watkins Stryker / 1800cc	12			12:36.629	1:02.093	10	107.258
2	11	Alan Auerbach Stryker / 1800cc	12	0.839	0.839	12:37.468	1:02.179	10	107.110
3	90	Des Bruton Stryker / 1800cc	12	10.290	9.451	12:46.919	1:02.731	4	106.168
4	1	Mark Baker Stryker / 1800cc	12	11.403	1.113	12:48.032	1:02.897	4	105.887
5	5	Des Meehan Stryker / 1800cc	12	12.497	1.094	12:49.126	1:02.554	11	106.468
6	8	Roger Welartane Stryker / 1800cc	12	17.367	4.870	12:53.996	1:03.503	4	104.877
7	36	Colin Deering Stryker / 1800cc	12	26.347	8.980	13:02.976	1:04.328	5	103.532
8	50	Pat Bergin Stryker / 1800cc	12	26.574	0.227	13:03.203	1:03.806	2	104.379
9	3	Greg Kelly Stryker / 1800cc	12	26.862	0.288	13:03.491	1:02.989	11	105.733
10	12	Dave Griffin Stryker / 1800cc	12	30.669	3.807	13:07.298	1:03.324	2	105.173

Margin of Victory	Avg. Speed	Best Lap Tm	Best Speed	Best Lap by
0.839	105.626	1:02.093	107.258	77 - Alan Watkins Stryker / 1800cc

Clerk of the Course: Ben Whelan

Orbits

Race Control: Ian Beatty

Chief Timekeeper: Paul Grogan

www.mylaps.com

Results are provisional until the conclusion of judicial & technical matters

Licensed to: Mondello Park Racing Circuit



IMRC Race Meeting

Strykers & Legends

Mondello Park National Circuit 1.850 Km

Race 1

13/04/2014 12:05

Race (12:00 Time) started at 12:01:06

<u>(77) Alan Watkins Stryker / 1800cc</u>			5	1:03.456	+0.902	11	1:02.989	
1	1:06.088	+3.995	6	1:03.592	+1.038	12	1:03.560	+0.571
2	1:02.940	+0.847	7	1:03.589	+1.035	<u>(12) Dave Griffin Stryker / 1800cc</u>		
3	1:02.976	+0.883	8	1:03.303	+0.749	1	1:06.071	+2.747
4	1:02.871	+0.778	9	1:03.673	+1.119	2	1:03.324	
5	1:02.955	+0.862	10	1:02.695	+0.141	3	1:11.834	+8.510
6	1:02.972	+0.879	11	1:02.554		4	1:10.995	+7.671
7	1:03.185	+1.092	12	1:04.125	+1.571	5	1:05.668	+2.344
8	1:02.500	+0.407	<u>(8) Roger Welartane Stryker / 1800cc</u>			6	1:04.486	+1.162
9	1:02.503	+0.410	1	1:07.749	+4.246	7	1:03.871	+0.547
10	1:02.093		2	1:04.290	+0.787	8	1:04.698	+1.374
11	1:02.336	+0.243	3	1:04.112	+0.609	9	1:03.668	+0.344
12	1:03.210	+1.117	4	1:03.503		10	1:03.820	+0.496
<u>(11) Alan Auerbach Stryker / 1800cc</u>			5	1:03.614	+0.111	11	1:03.901	+0.577
1	1:06.162	+3.983	6	1:03.640	+0.137	12	1:03.578	+0.254
2	1:02.711	+0.532	7	1:03.698	+0.195	<u>(95) Niki Meredith Legend / 1250cc</u>		
3	1:02.988	+0.809	8	1:03.944	+0.441	1	1:07.770	+2.811
4	1:02.868	+0.689	9	1:03.899	+0.396	2	1:06.767	+1.808
5	1:03.024	+0.845	10	1:03.735	+0.232	3	1:06.219	+1.260
6	1:03.080	+0.901	11	1:04.147	+0.644	4	1:06.052	+1.093
7	1:02.995	+0.816	12	1:04.448	+0.945	5	1:05.381	+0.422
8	1:02.613	+0.434	<u>(36) Colin Deering Stryker / 1800cc</u>			6	1:05.269	+0.310
9	1:02.319	+0.140	1	1:08.586	+4.258	7	1:04.959	
10	1:02.179		2	1:04.661	+0.333	8	1:05.121	+0.162
11	1:03.786	+1.607	3	1:04.515	+0.187	9	1:05.732	+0.773
12	1:02.341	+0.162	4	1:04.367	+0.039	10	1:05.300	+0.341
<u>(90) Des Bruton Stryker / 1800cc</u>			5	1:04.328		11	1:05.503	+0.544
1	1:08.858	+6.127	6	1:04.422	+0.094	12	1:05.821	+0.862
2	1:03.774	+1.043	7	1:04.365	+0.037	<u>(93) Joe Daly Legend / 1250cc</u>		
3	1:03.551	+0.820	8	1:04.772	+0.444	1	1:08.160	+1.678
4	1:02.731		9	1:04.991	+0.663	2	1:07.197	+0.715
5	1:02.800	+0.069	10	1:04.647	+0.319	3	1:06.744	+0.262
6	1:03.776	+1.045	11	1:04.574	+0.246	4	1:06.751	+0.269
7	1:02.886	+0.155	12	1:05.152	+0.824	5	1:07.696	+1.214
8	1:03.619	+0.888	<u>(50) Pat Bergin Stryker / 1800cc</u>			6	1:06.938	+0.456
9	1:03.368	+0.637	1	1:09.696	+5.890	7	1:06.560	+0.078
10	1:03.465	+0.734	2	1:03.806		8	1:06.482	
11	1:03.111	+0.380	3	1:05.169	+1.363	9	1:08.239	+1.757
12	1:03.758	+1.027	4	1:04.141	+0.335	10	1:06.526	+0.044
<u>(1) Mark Baker Stryker / 1800cc</u>			5	1:04.348	+0.542	11	1:08.849	+2.367
1	1:07.204	+4.307	6	1:04.567	+0.761	<u>(37) Ivor Greenwood Legend / 1250cc</u>		
2	1:03.493	+0.596	7	1:04.148	+0.342	1	1:08.336	+2.343
3	1:04.557	+1.660	8	1:04.567	+0.761	2	1:07.070	+1.077
4	1:02.897		9	1:06.107	+2.301	3	1:07.043	+1.050
5	1:03.300	+0.403	10	1:04.834	+1.028	4	1:05.993	
6	1:03.470	+0.573	11	1:04.549	+0.743	5	1:09.603	+3.610
7	1:03.111	+0.214	12	1:03.988	+0.182	6	1:06.483	+0.490
8	1:03.745	+0.848	<u>(3) Greg Kelly Stryker / 1800cc</u>			7	1:06.736	+0.743
9	1:03.365	+0.468	1	1:08.432	+5.443	8	1:12.087	+6.094
10	1:03.617	+0.720	2	1:04.603	+1.614	9	1:08.517	+2.524
11	1:03.928	+1.031	3	1:07.121	+4.132	10	1:06.880	+0.887
12	1:02.979	+0.082	4	1:06.531	+3.542	11	1:07.846	+1.853
<u>(5) Des Meehan Stryker / 1800cc</u>			5	1:05.687	+2.698	<u>(98) Darragh Cormack Legend / 1250cc</u>		
1	1:08.185	+5.631	6	1:05.080	+2.091	1	1:14.253	
2	1:03.906	+1.352	7	1:04.744	+1.755			
3	1:03.419	+0.865	8	1:04.883	+1.894			
4	1:03.903	+1.349	9	1:03.552	+0.563			
			10	1:03.245	+0.256			

Clerk of the Course: Ben Whelan

Orbits

Race Control: Ian Beatty

Chief Timekeeper: Paul Grogan

www.mylaps.com

Results are provisional until the conclusion of judicial & technical matters

Licensed to: Mondello Park Racing Circuit



IMRC Race Meeting

Formula Sheane

Mondello Park National Circuit 1.850 Km

Race 1

13/04/2014 12:25

Race (12:00 Time)



7

1:01.951
18 Trever Kinsella

13

6

59.463
111 David Parks Formula Sheane / 1800cc

11

5

58.886
15 Richard Kearney Formula Sheane / 1800cc

9

4

58.789
20 Sean Hynes Formula Sheane / 1800cc

7

3

58.337
9 Keith Hogg Formula Sheane / 1800cc

5

2

58.030
3 Robbie Allen Formula Sheane / 1800cc

3

1

57.514
2 Brian Hearty Formula Sheane / 1800cc

POLE POSITION **1**

1:04.169
5 Gary Corcoran Formula Sheane / 1800cc

14

1:00.320
17 Coilin Clinton Formula Sheane / 1800cc

12

59.265
8 Shane McLoughlin Formula Sheane / 1800cc

10

58.812
35 Paul McLoughlin Formula Sheane / 1800cc

8

58.582
4 John Linnane Formula Sheane / 1800cc

6

58.120
88 Enda O'Connor Formula Sheane / 1800cc

4

57.802
1 Kevin Sheane Formula Sheane / 1800cc

2



Clerk of the Course: Ben Whelan

Orbits

Race Control: Ian Beatty

Chief Timekeeper: Paul Grogan

Results are provisional until the conclusion of judicial & technical matters

www.mylaps.com

Licensed to: Mondello Park Racing Circuit



IMRC Race Meeting

Sorted on Laps

Formula Sheane

Mondello Park National Circuit 1.850 Km

Race 1

13/04/2014 12:25

Race (12:00 Time) started at 12:19:51

Pos	No.	Name	Laps	Diff	Gap	Total Tm	Best Tm	In Lap	Best Speed
1	2	Brian Hearty Formula Sheane / 1800c	13			12:47.364	58.056	10	114.717
2	1	Kevin Sheane Formula Sheane / 1800	13	0.329	0.329	12:47.693	57.711	10	115.403
3	3	Robbie Allen Formula Sheane / 1800c	13	0.529	0.200	12:47.893	57.892	7	115.042
4	9	Keith Hogg Formula Sheane / 1800cc	13	6.465	5.936	12:53.829	58.543	10	113.763
5	15	Richard Kearney Formula Sheane / 1800cc	13	17.033	10.568	13:04.397	58.940	8	112.996
6	35	Paul McLoughlin Formula Sheane / 1800cc	13	23.020	5.987	13:10.384	59.416	7	112.091
7	88	Enda O'Connor Formula Sheane / 1800cc	13	25.832	2.812	13:13.196	58.007	8	114.814
8	20	Sean Hynes Formula Sheane / 1800cc	13	32.375	6.543	13:19.739	58.842	8	113.184
9	17	Coilin Clinton Formula Sheane / 1800cc	13	57.451	25.076	13:44.815	1:01.703	11	107.936
10	18	Trever Kinsella Formula Sheane / 1800cc	12	1 Lap	1 Lap	13:18.447	1:03.223	6	105.341

Not classified

DNF	111	David Parks Formula Sheane / 1800cc	2	DNF		2:15.163	1:00.996	2	109.187
DNF	4	John Linnane Formula Sheane / 1800cc	1	DNF		1:26.933	1:25.820	1	77.604
DNF	8	Shane McLoughlin Formula Sheane / 1800cc	1	DNF		1:31.240	1:28.689	1	75.094
DNS	5	Gary Corcoran Formula Sheane / 1800cc		DNS				0	-

Margin of Victory	Avg. Speed	Best Lap Tm	Best Speed	Best Lap by
0.329	112.828	57.711	115.403	1 - Kevin Sheane Formula Sheane / 1800cc

Clerk of the Course: Ben Whelan

Orbits

Race Control: Ian Beatty

Chief Timekeeper: Paul Grogan

www.mylaps.com

Results are provisional until the conclusion of judicial & technical matters

Licensed to: Mondello Park Racing Circuit

Printed: 13/04/2014 12:53:17



IMRC Race Meeting

Formula Sheane

Mondello Park National Circuit 1.850 Km

Race 1

13/04/2014 12:25

Race (12:00 Time) started at 12:19:51

<u>(2) Brian Hearty Formula Sheane / 180</u>			1	1:02.581	+3.641	3	1:04.452	+2.749
1	1:01.762	+3.706	2	1:02.028	+3.088	4	1:07.333	+5.630
2	1:00.478	+2.422	3	1:01.492	+2.552	5	1:03.465	+1.762
3	59.674	+1.618	4	1:01.036	+2.096	6	1:02.460	+0.757
4	58.899	+0.843	5	59.826	+0.886	7	1:02.596	+0.893
5	58.414	+0.358	6	59.626	+0.686	8	1:02.259	+0.556
6	58.733	+0.677	7	59.413	+0.473	9	1:02.084	+0.381
7	58.614	+0.558	8	58.940		10	1:01.840	+0.137
8	59.015	+0.959	9	59.109	+0.169	11	1:01.703	
9	58.078	+0.022	10	59.378	+0.438	12	1:02.491	+0.788
10	58.056		11	59.617	+0.677	13	1:02.414	+0.711
11	58.429	+0.373	12	59.314	+0.374			
12	58.700	+0.644	13	1:00.282	+1.342	<u>(18) Trever Kinsella Formula Sheane / 1</u>		
13	58.512	+0.456				1	1:17.682	+14.459
<u>(1) Kevin Sheane Formula Sheane / 180</u>			<u>(35) Paul McLoughlin Formula Sheane /</u>			2	1:05.619	+2.396
1	1:01.919	+4.208	1	1:04.909	+5.493	3	1:06.708	+3.485
2	1:00.734	+3.023	2	1:01.786	+2.370	4	1:05.633	+2.410
3	59.494	+1.783	3	1:01.156	+1.740	5	1:04.067	+0.844
4	59.028	+1.317	4	1:00.618	+1.202	6	1:03.223	
5	58.101	+0.390	5	1:00.246	+0.830	7	1:04.546	+1.323
6	58.677	+0.966	6	59.665	+0.249	8	1:07.969	+4.746
7	58.759	+1.048	7	59.416		9	1:06.207	+2.984
8	59.020	+1.309	8	59.993	+0.577	10	1:05.788	+2.565
9	58.378	+0.667	9	1:00.267	+0.851	11	1:04.081	+0.858
10	57.711		10	59.590	+0.174	12	1:04.372	+1.149
11	58.252	+0.541	11	1:00.115	+0.699	<u>(111) David Parks Formula Sheane / 18</u>		
12	58.727	+1.016	12	59.896	+0.480	1	1:12.065	+11.069
13	58.725	+1.014	13	1:00.721	+1.305	2	1:00.996	
<u>(3) Robbie Allen Formula Sheane / 180</u>			<u>(88) Enda O'Connor Formula Sheane /</u>			<u>(4) John Linnane Formula Sheane / 180</u>		
1	1:02.155	+4.263	1	1:13.254	+15.247	1	1:25.820	
2	1:01.161	+3.269	2	1:00.334	+2.327	<u>(8) Shane McLoughlin Formula Sheane</u>		
3	59.849	+1.957	3	1:12.121	+14.114	1	1:28.689	
4	59.053	+1.161	4	59.734	+1.727	<u>(20) Sean Hynes Formula Sheane / 180</u>		
5	58.621	+0.729	5	58.881	+0.874	1	1:13.644	+14.802
6	58.108	+0.216	6	58.637	+0.630	2	1:01.370	+2.528
7	57.892		7	58.480	+0.473	3	1:02.621	+3.779
8	58.641	+0.749	8	58.007		4	1:00.061	+1.219
9	58.931	+1.039	9	58.177	+0.170	5	1:00.644	+1.802
10	58.498	+0.606	10	58.732	+0.725	6	59.421	+0.579
11	58.075	+0.183	11	58.776	+0.769	7	59.109	+0.267
12	58.127	+0.235	12	58.510	+0.503	8	58.842	
13	58.028	+0.136	13	58.782	+0.775	9	59.109	+0.267
<u>(9) Keith Hogg Formula Sheane / 1800</u>			<u>(17) Coilin Clinton Formula Sheane / 18</u>			10	59.504	+0.662
1	1:01.914	+3.371	1	1:05.055	+3.352	11	59.771	+0.929
2	1:02.246	+3.703	2	1:03.879	+2.176	12	59.687	+0.845
3	1:00.542	+1.999				13	59.634	+0.792
4	59.516	+0.973						
5	58.947	+0.404						
6	58.947	+0.404						
7	58.739	+0.196						
8	58.639	+0.096						
9	58.645	+0.102						
10	58.543							
11	58.584	+0.041						
12	58.545	+0.002						
13	58.903	+0.360						
<u>(15) Richard Kearney Formula Sheane /</u>								

Clerk of the Course: Ben Whelan

Orbits

Race Control: Ian Beatty

Chief Timekeeper: Paul Grogan

www.mylaps.com

Results are provisional until the conclusion of judicial & technical matters

Licensed to: Mondello Park Racing Circuit


IMRC Race Meeting

Formula Vee

Mondello Park National Circuit 1.850 Km

Qualifying Race

13/04/2014 12:45

Race (12:00 Time)


8

 1:08.629
46 Shane McBride Sheane / 1600cc
15

 1:28.473
71 Patrick McCabe Formula Vee / 1600cc
16
7

 1:08.310
16 Rob Mccormack
13

 1:08.319
31 Mark Miller Leastone / 1600cc
14
6

 1:06.502
86 James Jones Sheane
11

 1:07.728
18 Steven Blanc Leastone / 1600cc
12
5

 1:05.044
17 Mark Elliott Formula Vee / 1600cc
9

 1:05.540
97 Jack Byrne Sheane / 1600cc
10
4

 1:04.196
57 Ger Byrne Sheane / 1600cc
7

 1:04.848
15 Brendan O'Brien Leastone / 1600cc
8
3

 1:03.545
11 Daiman Murphy Leastone JH002
5

 1:03.618
21 Justin Costello Leastone
6
2

 1:03.431
14 Morgan McCourt Leastone
3

 1:03.515
9 Stephen Morrin Leastone JH004 / 1600cc
4
1

 1:02.534
32 Sean Newsome Sheane FV 94
POLE POSITION 1

 1:03.430
19 Anthony Cross Sheane / 1600cc
2


Clerk of the Course: Ben Whelan

Orbits

Race Control: Ian Beatty

Chief Timekeeper: Paul Grogan

www.mylaps.com

Results are provisional until the conclusion of judicial & technical matters

Licensed to: Mondello Park Racing Circuit



IMRC Race Meeting

Sorted on Laps

Formula Vee

Mondello Park National Circuit 1.850 Km

Qualifying Race

13/04/2014 12:45

Race (12:00 Time) started at 12:41:23

Pos	No.	Name	Laps	Diff	Gap	Total Tm	Best Tm	In Lap	Best Speed
1	9	Stephen Morrin Leastone JH004 / 160cc	10			12:14.483	1:03.889	9	104.243
2	19	Anthony Cross Sheane / 1600cc	10	0.240	0.240	12:14.723	1:03.715	8	104.528
3	21	Justin Costello Leastone / 1600cc	10	5.317	5.077	12:19.800	1:03.828	4	104.343
4	11	Damian Murphy Leastone JH002 / 160cc	10	5.437	0.120	12:19.920	1:04.038	8	104.001
5	15	Brendan O'Brien Leastone / 1600cc	10	12.292	6.855	12:26.775	1:04.722	4	102.902
6	97	Jack Byrne Sheane / 1600cc	10	12.849	0.557	12:27.332	1:05.185	10	102.171
7	17	Mark Elliott Formula Vee / 1600cc	10	13.164	0.315	12:27.647	1:03.730	8	104.503
8	46	Shane McBride Sheane / 1600cc	10	13.807	0.643	12:28.290	1:03.231	8	105.328
9	57	Ger Byrne Sheane / 1600cc	10	14.025	0.218	12:28.508	1:03.378	8	105.084
10	18	Steven Blanc Leastone / 1600cc	10	14.929	0.904	12:29.412	1:05.136	9	102.248
11	31	Mark Miller Leastone / 1600cc	10	30.450	15.521	12:44.933	1:05.854	10	101.133
12	16	Rob McCormack Formula Vee / 1600cc	10	44.827	14.377	12:59.310	1:06.150	10	100.680
13	71	Patrick McCabe Formula Vee / 1600cc	10	55.492	10.665	13:09.975	1:09.037	4	96.470

Not classified

DNF	86	James Jones Sheane / 1600cc	6	DNF		8:18.529	1:06.292	6	100.465
DNF	32	Sean Newsome Sheane FV 94 / 1600cc		DNF		0.000		0	-
DNF	14	Morgan McCourt Leastone / 1600cc		DNF		1.410		0	-

Margin of Victory	Avg. Speed	Best Lap Tm	Best Speed	Best Lap by
0.240	90.676	1:03.231	105.328	46 - Shane McBride Sheane / 1600cc

Clerk of the Course: Ben Whelan

Orbits

Race Control: Ian Beatty

Chief Timekeeper: Paul Grogan

www.mylaps.com

Results are provisional until the conclusion of judicial & technical matters

Licensed to: Mondello Park Racing Circuit



IMRC Race Meeting

Formula Vee

Mondello Park National Circuit 1.850 Km

Qualifying Race

13/04/2014 12:45

Race (12:00 Time) started at 12:41:23

(9) Stephen Morrin Leastone JH004 / 1

1	1:12.316	+8.427
2	1:57.533	+53.644
3	1:35.310	+31.421
4	1:04.575	+0.686
5	1:03.968	+0.079
6	1:03.928	+0.039
7	1:04.093	+0.204
8	1:03.968	+0.079
9	1:03.889	
10	1:04.147	+0.258

(19) Anthony Cross Sheane / 1600cc

1	1:11.478	+7.763
2	1:56.737	+53.022
3	1:37.132	+33.417
4	1:04.846	+1.131
5	1:04.058	+0.343
6	1:03.924	+0.209
7	1:04.261	+0.546
8	1:03.715	
9	1:04.028	+0.313
10	1:04.147	+0.432

(21) Justin Costello Leastone / 1600cc

1	1:13.597	+9.769
2	1:58.147	+54.319
3	1:34.090	+30.262
4	1:03.828	
5	1:04.741	+0.913
6	1:04.686	+0.858
7	1:04.871	+1.043
8	1:04.352	+0.524
9	1:05.205	+1.377
10	1:04.910	+1.082

(11) Damian Murphy Leastone JH002 /

1	1:12.710	+8.672
2	1:57.192	+53.154
3	1:35.480	+31.442
4	1:05.256	+1.218
5	1:04.864	+0.826
6	1:04.853	+0.815
7	1:04.458	+0.420
8	1:04.038	
9	1:04.933	+0.895
10	1:04.934	+0.896

(15) Brendan O'Brien Leastone / 1600cc

1	1:16.754	+12.032
2	2:00.131	+55.409
3	1:30.481	+25.759
4	1:04.722	
5	1:05.386	+0.664
6	1:06.029	+1.307
7	1:05.655	+0.933
8	1:05.813	+1.091
9	1:04.776	+0.054
10	1:05.230	+0.508

(97) Jack Byrne Sheane / 1600cc

1	1:16.754	+12.032
2	2:00.131	+55.409
3	1:30.481	+25.759
4	1:04.722	
5	1:05.386	+0.664
6	1:06.029	+1.307
7	1:05.655	+0.933
8	1:05.813	+1.091
9	1:04.776	+0.054
10	1:05.230	+0.508

1	1:13.443	+8.258
2	1:58.166	+52.981
3	1:33.577	+28.392
4	1:05.748	+0.563
5	1:05.570	+0.385
6	1:05.719	+0.534
7	1:06.102	+0.917
8	1:05.859	+0.674
9	1:05.437	+0.252
10	1:05.185	

(17) Mark Elliott Formula Vee / 1600cc

1	1:16.127	+12.397
2	2:00.539	+56.809
3	1:31.504	+27.774
4	1:07.771	+4.041
5	1:05.884	+2.154
6	1:04.828	+1.098
7	1:04.696	+0.966
8	1:03.730	
9	1:05.148	+1.418
10	1:04.343	+0.613

(46) Shane McBride Sheane / 1600cc

1	1:16.275	+13.044
2	2:02.532	+59.301
3	1:31.474	+28.243
4	1:08.584	+5.353
5	1:05.197	+1.966
6	1:04.490	+1.259
7	1:03.868	+0.637
8	1:03.231	
9	1:04.063	+0.832
10	1:04.283	+1.052

(57) Ger Byrne Sheane / 1600cc

1	1:23.052	+19.674
2	2:00.830	+57.452
3	1:32.064	+28.686
4	1:05.597	+2.219
5	1:04.381	+1.003
6	1:04.594	+1.216
7	1:03.871	+0.493
8	1:03.378	
9	1:04.099	+0.721
10	1:04.863	+1.485

(18) Steven Blanc Leastone / 1600cc

1	1:13.702	+8.566
2	1:58.291	+53.155
3	1:33.062	+27.926
4	1:05.784	+0.648
5	1:06.297	+1.161
6	1:06.228	+1.092
7	1:05.978	+0.842
8	1:05.557	+0.421
9	1:05.136	
10	1:06.453	+1.317

(31) Mark Miller Leastone / 1600cc

1	1:14.998	+9.144
2	2:03.652	+57.798

3	1:31.923	+26.069
4	1:08.988	+3.134
5	1:08.471	+2.617
6	1:07.965	+2.111
7	1:07.070	+1.216
8	1:06.649	+0.795
9	1:05.908	+0.054
10	1:05.854	

(16) Rob McCormack Formula Vee / 1600cc

1	1:13.215	+7.065
2	2:03.132	+56.982
3	1:30.681	+24.531
4	1:06.965	+0.815
5	1:21.141	+14.991
6	1:06.910	+0.760
7	1:07.051	+0.901
8	1:06.401	+0.251
9	1:13.173	+7.023
10	1:06.150	

(71) Patrick McCabe Formula Vee / 1600cc

1	1:17.781	+8.744
2	2:01.952	+52.915
3	1:32.738	+23.701
4	1:09.037	
5	1:10.464	+1.427
6	1:10.365	+1.328
7	1:11.211	+2.174
8	1:10.331	+1.294
9	1:10.695	+1.658
10	1:10.193	+1.156

(86) James Jones Sheane / 1600cc

1	1:13.929	+7.637
2	1:59.638	+53.346
3	1:33.150	+26.858
4	1:15.183	+8.891
5	1:07.127	+0.835
6	1:06.292	

Clerk of the Course: Ben Whelan

Orbits

Race Control: Ian Beatty

Chief Timekeeper: Paul Grogan

Results are provisional until the conclusion of judicial & technical matters

www.mylaps.com

Licensed to: Mondello Park Racing Circuit


IMRC Race Meeting

ITCC

Mondello Park National Circuit 1.850 Km

ITCC Race 1

13/04/2014 14:00

Race (12:00 Time)



9	1:11.123 14 Vinny Keogh Fiat Punto Abarth / 1800cc	1:12.411 29 Robert Doherty Honda Civic / 1800cc
	17	18
8	1:05.695 37 Anthony Murtagh	1:06.238 76 Ian O'Driscoll Honda Civic
	15	16
7	1:05.327 68 Alex Fawcett Rover 25	1:05.333 26 Jason Hughes Honda Integra / 1800cc
	13	14
6		12
	11	
5	1:05.211 20 Peter McGarry Peugeot 205	10
	9	
4	1:03.384 21 Gareth Hayden Honda Integra	1:03.830 18 Owain Drought Honda Integra
	7	8
3	1:01.861 12 Eoghan Fogarty Honda Integra / 2000cc	1:02.262 10 Martin Duffy BMW M3
	5	6
2	1:01.544 69 Robert Savage Honda Integra / 1800cc	1:01.766 9 Brian Sexton Toyota Altesa / 2000cc
	3	4
1	59.098 17 Dave O'Brien BMW E46 / 3246cc	59.449 1 Eric Holstein BMW M3 / 3201cc
	POLE POSITION 1	2



Clerk of the Course: Ben Whelan

Orbits

Race Control: Ian Beatty

Chief Timekeeper: Paul Grogan

www.mylaps.com

Results are provisional until the conclusion of judicial & technical matters

Licensed to: Mondello Park Racing Circuit



IMRC Race Meeting

Sorted on Laps

ITCC

Mondello Park National Circuit 1.850 Km

ITCC Race 1

13/04/2014 14:00

Race (12:00 Time) started at 13:59:19

Pos	No.	Name	Laps	Diff	Gap	Total Tm	Best Tm	In Lap	Best Speed
-----	-----	------	------	------	-----	----------	---------	--------	------------

2014 YOKOHAMA ITCC - SUPER TOURING

1	1	Eric Holstein BMW M3 / 3201cc	12			12:05.936	59.702	9	111.554
2	17	Dave O'Brien BMW E46 / 3246cc	12	0.519	0.519	12:06.455	59.382	8	112.155
3	12	Eoghan Fogarty Honda Integra / 2000	12	25.626	25.107	12:31.562	1:01.187	4	108.847
4	69	Robert Savage Honda Integra / 1800c	12	28.445	2.819	12:34.381	1:01.488	3	108.314
5	9	Brian Sexton Toyota Altesa / 2000cc	12	37.628	9.183	12:43.564	1:01.565	5	108.178
6	18	Owain Drought Honda Integra	12	38.254	0.626	12:44.190	1:02.283	10	106.931
7	10	Martin Duffy BMW M3	12	39.115	0.861	12:45.051	1:02.322	10	106.864
8	21	Gareth Hayden Honda Integra	12	39.768	0.653	12:45.704	1:02.431	5	106.678
9	20	Peter McGarry Peugeot 205	12	1:04.061	24.293	13:09.997	1:04.346	4	103.503

2014 YOKOHAMA ITCC - TOURING

1	26	Jason Hughes Honda Integra / 1800c	11			12:08.013	1:03.996	4	104.069
2	68	Alex Fawcett Rover 25	11	4.666	4.666	12:12.679	1:05.342	6	101.925
3	37	Anthony Murtagh	11	10.839	6.173	12:18.852	1:05.232	2	102.097
4	76	Ian O'Driscoll Honda Civic	11	11.466	0.627	12:19.479	1:05.201	6	102.146
5	14	Vinny Keogh Fiat Punto Abarth / 1800	11	59.479	48.013	13:07.492	1:09.380	9	95.993
6	29	Robert Doherty Honda Civic / 1800cc	10	1 Lap	1 Lap	12:11.973	1:09.940	5	95.224

Margin of Victory	Avg. Speed	Best Lap Tm	Best Speed	Best Lap by
0.519	110.092	59.382	112.155	17 - Dave O'Brien BMW E46 / 3246cc

Clerk of the Course: Ben Whelan

Orbits

Race Control: Ian Beatty

Chief Timekeeper: Paul Grogan

Results are provisional until the conclusion of judicial & technical matters

www.mylaps.com

Licensed to: Mondello Park Racing Circuit



IMRC Race Meeting

ITCC

Mondello Park National Circuit 1.850 Km

ITCC Race 1

13/04/2014 14:00

Race (12:00 Time) started at 13:59:19

(1) Eric Holstein BMW M3 / 3201cc			5 1:01.565			11 1:05.340 +0.994			7 1:10.815 +1.435		
1	1:03.314	+3.612	6	1:02.063	+0.498	12	1:07.412	+3.066	8	1:12.499	+3.118
2	1:00.358	+0.656	7	1:02.181	+0.616	(26) Jason Hughes Honda Integra / 180			9	1:09.380	
3	1:00.168	+0.466	8	1:02.508	+0.943	1	1:09.431	+5.435	10	1:10.230	+0.849
4	1:00.198	+0.496	9	1:02.337	+0.772	2	1:04.828	+0.832	11	1:10.013	+0.632
5	1:01.727	+2.025	10	1:02.327	+0.762	3	1:04.503	+0.507	(29) Robert Doherty Honda Civic / 1800		
6	59.837	+0.135	11	1:04.583	+3.018	4	1:03.996		1	1:14.066	+4.126
7	1:00.354	+0.652	12	1:08.948	+7.383	5	1:04.717	+0.721	2	1:14.084	+4.144
8	59.927	+0.225	(18) Owain Drought Honda Integra			6	1:05.047	+1.051	3	1:10.609	+0.669
9	59.702		1	1:08.606	+6.323	7	1:05.582	+1.586	4	1:10.368	+0.428
10	1:00.076	+0.374	2	1:03.517	+1.234	8	1:05.541	+1.545	5	1:09.940	
11	1:00.039	+0.337	3	1:02.550	+0.267	9	1:05.456	+1.460	6	1:12.293	+2.353
12	1:00.236	+0.534	4	1:03.668	+1.385	10	1:06.072	+2.076	7	1:13.543	+3.603
(17) Dave O'Brien BMW E46 / 3246cc			5	1:03.497	+1.214	11	1:08.903	+4.907	8	1:15.330	+5.390
1	1:03.756	+4.374	6	1:03.452	+1.169	(68) Alex Fawcett Rover 25			9	1:10.862	+0.922
2	59.919	+0.537	7	1:02.650	+0.367	1	1:10.296	+4.954	10	1:15.740	+5.800
3	1:00.128	+0.746	8	1:02.641	+0.358	2	1:05.950	+0.608			
4	1:00.174	+0.792	9	1:03.293	+1.010	3	1:05.748	+0.406			
5	1:03.665	+4.283	10	1:02.283		4	1:05.352	+0.010			
6	59.507	+0.125	11	1:02.923	+0.640	5	1:05.370	+0.028			
7	59.803	+0.421	12	1:02.832	+0.549	6	1:05.342				
8	59.382		(10) Martin Duffy BMW M3			7	1:06.202	+0.860			
9	59.670	+0.288	1	1:10.458	+8.136	8	1:05.831	+0.489			
10	59.767	+0.385	2	1:02.942	+0.620	9	1:05.839	+0.497			
11	1:00.061	+0.679	3	1:03.542	+1.220	10	1:06.420	+1.078			
12	1:00.419	+1.037	4	1:03.290	+0.968	11	1:06.489	+1.147			
(12) Eoghan Fogarty Honda Integra / 2			5	1:03.423	+1.101	(37) Anthony Murtagh					
1	1:07.123	+5.936	6	1:02.739	+0.417	1	1:10.387	+5.155			
2	1:02.778	+1.591	7	1:02.768	+0.446	2	1:05.232				
3	1:01.228	+0.041	8	1:03.251	+0.929	3	1:07.516	+2.284			
4	1:01.187		9	1:02.849	+0.527	4	1:06.005	+0.773			
5	1:01.588	+0.401	10	1:02.322		5	1:06.129	+0.897			
6	1:01.636	+0.449	11	1:02.356	+0.034	6	1:06.747	+1.515			
7	1:02.052	+0.865	12	1:03.159	+0.837	7	1:06.316	+1.084			
8	1:01.974	+0.787	(21) Gareth Hayden Honda Integra			8	1:06.180	+0.948			
9	1:01.962	+0.775	1	1:08.831	+6.400	9	1:06.874	+1.642			
10	1:02.569	+1.382	2	1:03.358	+0.927	10	1:06.887	+1.655			
11	1:02.602	+1.415	3	1:02.579	+0.148	11	1:05.945	+0.713			
12	1:03.099	+1.912	4	1:04.813	+2.382	(76) Ian O'Driscoll Honda Civic					
(69) Robert Savage Honda Integra / 18			5	1:02.431		1	1:11.055	+5.854			
1	1:07.873	+6.385	6	1:03.502	+1.071	2	1:05.433	+0.232			
2	1:03.222	+1.734	7	1:02.801	+0.370	3	1:06.257	+1.056			
3	1:01.488		8	1:03.785	+1.354	4	1:12.967	+7.766			
4	1:02.033	+0.545	9	1:03.183	+0.752	5	1:06.082	+0.881			
5	1:02.342	+0.854	10	1:02.612	+0.181	6	1:05.201				
6	1:01.973	+0.485	11	1:02.701	+0.270	7	1:05.354	+0.153			
7	1:02.496	+1.008	12	1:02.523	+0.092	8	1:05.723	+0.522			
8	1:02.281	+0.793	(20) Peter McGarry Peugeot 205			9	1:06.025	+0.824			
9	1:02.303	+0.815	1	1:09.860	+5.514	10	1:05.475	+0.274			
10	1:02.262	+0.774	2	1:05.292	+0.946	11	1:05.219	+0.018			
11	1:02.220	+0.732	3	1:04.902	+0.556	(14) Vinny Keogh Fiat Punto Abarth / 1:					
12	1:02.489	+1.001	4	1:04.346		1	1:13.363	+3.982			
(9) Brian Sexton Toyota Altezza / 2000cc			5	1:04.735	+0.389	2	1:10.850	+1.469			
1	1:07.826	+6.261	6	1:04.584	+0.238	3	1:11.057	+1.676			
2	1:03.571	+2.006	7	1:04.658	+0.312	4	1:11.666	+2.285			
3	1:02.596	+1.031	8	1:04.759	+0.413	5	1:10.188	+0.807			
4	1:01.936	+0.371	9	1:05.543	+1.197	6	1:11.777	+2.396			
			10	1:04.819	+0.473						

Clerk of the Course: Ben Whelan

Orbits

Race Control: Ian Beatty

Chief Timekeeper: Paul Grogan

Results are provisional until the conclusion of judicial & technical matters

www.mylaps.com

Licensed to: Mondello Park Racing Circuit

**IMRC Race Meeting**

Historics & Future Classics

Mondello Park National Circuit 1.850 Km

Historic Race

13/04/2014 14:25

Race (15:00 Time)

**4** 1:13.446
37 Noel Kavanagh MGB Roadster / 1950cc**7****3** 1:11.607
88 David Moloney MG Midget / 1275cc**5****2** 1:05.655
47 Clive Brandon Lotus Type 47 / 1761cc**3****1** 1:00.559
26 David Kelly Crossle 9S / 1991ccPOLE POSITION **1**1:12.415
87 Ken McAvoy Austin Healy Sprite / 1300cc**6**1:09.678
41 Liam Ruth MG Midget / 1500cc**4**1:02.242
21 Bernard Foley MGB GT V8 / 4600cc**2**

Clerk of the Course: Ben Whelan

Orbits

Race Control: Ian Beatty

Chief Timekeeper: Paul Grogan

Results are provisional until the conclusion of judicial & technical matters

www.mylaps.com

Licensed to: Mondello Park Racing Circuit



IMRC Race Meeting

Sorted on Laps

Historics & Future Classics

Mondello Park National Circuit 1.850 Km

Historic Race

13/04/2014 14:25

Race (15:00 Time) started at 14:17:16

Pos	No.	Name	Laps	Diff	Gap	Total Tm	Best Tm	In Lap	Best Speed
1	26	David Kelly Crossle 9S / 1991cc	15			15:25.708	1:00.456	2	110.163
2	21	Bernard Foley MGB GT V8 / 4600cc	15	25.013	25.013	15:50.721	1:02.674	7	106.264
3	47	Clive Brandon Lotus Type 47 / 1761cc	14	1 Lap	1 Lap	15:38.485	1:05.869	2	101.110
4	41	Liam Ruth MG Midget / 1500cc	13	2 Laps	1 Lap	15:52.731	1:11.130	2	93.631
5	88	David Moloney MG Midget / 1275cc	13	2 Laps	9.988	16:02.719	1:12.036	11	92.454
6	37	Noel Kavanagh MGB Roadster / 1950cc	13	2 Laps	11.815	16:14.534	1:12.570	13	91.773
7	87	Ken McAvoy Austin Healy Sprite / 1300cc	13	2 Laps	0.271	16:14.805	1:11.631	11	92.977

Margin of Victory	Avg. Speed	Best Lap Tm	Best Speed	Best Lap by
25.013	107.917	1:00.456	110.163	26 - David Kelly Crossle 9S / 1991cc

Clerk of the Course: Ben Whelan

Orbits

Race Control: Ian Beatty

Chief Timekeeper: Paul Grogan

www.mylaps.com

Results are provisional until the conclusion of judicial & technical matters

Licensed to: Mondello Park Racing Circuit



IMRC Race Meeting

Historics & Future Classics

Mondello Park National Circuit 1.850 Km

Historic Race

13/04/2014 14:25

Race (15:00 Time) started at 14:17:16

<u>(26) David Kelly Crossle 9S / 1991cc</u>			11	1:14.308	+3.178
1	1:04.879	+4.423	12	1:14.412	+3.282
2	1:00.456		13	1:14.502	+3.372
3	1:00.500	+0.044	<u>(88) David Moloney MG Midget / 1275c</u>		
4	1:01.552	+1.096	1	1:16.558	+4.522
5	1:01.818	+1.362	2	1:14.242	+2.206
6	1:01.658	+1.202	3	1:13.506	+1.470
7	1:01.643	+1.187	4	1:13.699	+1.663
8	1:01.862	+1.406	5	1:13.594	+1.558
9	1:01.386	+0.930	6	1:15.454	+3.418
10	1:01.604	+1.148	7	1:15.264	+3.228
11	1:01.487	+1.031	8	1:15.298	+3.262
12	1:02.222	+1.766	9	1:13.781	+1.745
13	1:01.518	+1.062	10	1:12.556	+0.520
14	1:01.723	+1.267	11	1:12.036	
15	1:01.400	+0.944	12	1:12.272	+0.236
			13	1:12.403	+0.367
<u>(21) Bernard Foley MGB GT V8 / 4600c</u>			<u>(37) Noel Kavanagh MGB Roadster / 19</u>		
1	1:06.009	+3.335	1	1:18.524	+5.954
2	1:03.016	+0.342	2	1:15.636	+3.066
3	1:03.147	+0.473	3	1:15.754	+3.184
4	1:03.065	+0.391	4	1:15.331	+2.761
5	1:02.947	+0.273	5	1:16.380	+3.810
6	1:02.789	+0.115	6	1:14.138	+1.568
7	1:02.674		7	1:14.732	+2.162
8	1:02.943	+0.269	8	1:14.362	+1.792
9	1:03.698	+1.024	9	1:13.754	+1.184
10	1:03.429	+0.755	10	1:13.093	+0.523
11	1:02.704	+0.030	11	1:12.914	+0.344
12	1:02.730	+0.056	12	1:14.570	+2.000
13	1:03.777	+1.103	13	1:12.570	
14	1:03.748	+1.074	<u>(87) Ken McAvoy Austin Healy Sprite /</u>		
15	1:03.673	+0.999	1	1:28.495	+16.864
<u>(47) Clive Brandon Lotus Type 47 / 176</u>			2	1:15.598	+3.967
1	1:08.258	+2.389	3	1:14.456	+2.825
2	1:05.869		4	1:14.455	+2.824
3	1:06.329	+0.460	5	1:13.151	+1.520
4	1:06.137	+0.268	6	1:12.613	+0.982
5	1:06.235	+0.366	7	1:11.656	+0.025
6	1:06.491	+0.622	8	1:12.449	+0.818
7	1:08.921	+3.052	9	1:12.035	+0.404
8	1:07.282	+1.413	10	1:11.676	+0.045
9	1:07.183	+1.314	11	1:11.631	
10	1:07.003	+1.134	12	1:11.875	+0.244
11	1:06.537	+0.668	13	1:22.684	+11.053
12	1:07.396	+1.527	<u>(41) Liam Ruth MG Midget / 1500cc</u>		
13	1:06.923	+1.054	1	1:13.741	+2.611
14	1:06.679	+0.810	2	1:11.130	
			3	1:12.323	+1.193
			4	1:12.546	+1.416
			5	1:12.479	+1.349
			6	1:13.665	+2.535
			7	1:12.366	+1.236
			8	1:13.120	+1.990
			9	1:13.717	+2.587
			10	1:13.287	+2.157

Clerk of the Course: Ben Whelan

Orbits

Race Control: Ian Beatty

Chief Timekeeper: Paul Grogan

Results are provisional until the conclusion of judicial & technical matters

www.mylaps.com

Licensed to: Mondello Park Racing Circuit



IMRC Race Meeting

Formula Vee

Mondello Park National Circuit 1.850 Km

Final

13/04/2014 14:50

Race (15:00 Time)



10	1:07.728 18 Steven Blanc Leastone / 1600cc	19	1:08.310 16 Rob McCormack	20
	1:05.540 97 Jack Byrne Sheane / 1600cc			
9	1:04.848 15 Brendan O'Brien Leastone / 1600cc	15	1:05.044 17 Mark Elliott Formula Vee / 1600cc	16
	1:03.618 21 Justin Costello Leastone			
8	1:03.515 9 Stephen Morrin Leastone JH004 / 1600cc	11	1:03.545 11 Daiman Murphy Leastone JH002	12
	1:03.430 19 Anthony Cross Sheane / 1600cc			
7	1:02.534 32 Sean Newsome Sheane FV 94	7	1:02.747 7 Colm Blackburn Leastone / 1600cc	8
	1:01.870 24 Dave O'Brien F.Vee			
6	1:01.672 12 Dave Kelly Sheane FV 02	3	1:01.848 77 Kevin Grogan Leastone JH002 / 1600cc	4
	1:01.380 1 Adam McCauley Formula Vee / 1600cc			
5	POLE POSITION 1	1		2



Clerk of the Course: Ben Whelan

Orbits

Race Control: Ian Beatty

Chief Timekeeper: Paul Grogan

www.mylaps.com

Results are provisional until the conclusion of judicial & technical matters

Licensed to: Mondello Park Racing Circuit



IMRC Race Meeting

Formula Vee

Mondello Park National Circuit 1.850 Km

Final

13/04/2014 14:50

Race (15:00 Time)



12

1:28.473
71 Patrick McCabe Formula Vee / 1600cc

23

11

1:08.319
31 Mark Miller Leystone / 1600cc

21

1:08.629
46 Shane McBride Sheane / 1600cc

22



Clerk of the Course: Ben Whelan

Orbits

Race Control: Ian Beatty

Chief Timekeeper: Paul Grogan

Results are provisional until the conclusion of judicial & technical matters

www.mylaps.com

Licensed to: Mondello Park Racing Circuit



IMRC Race Meeting

Sorted on Laps

Formula Vee

Mondello Park National Circuit 1.850 Km

Final

13/04/2014 14:50

Race (15:00 Time) started at 14:38:43

Pos	No.	Name	Laps	Diff	Gap	Total Tm	Best Tm	In Lap	Best Speed
1	77	Kevin Grogan Leastone JH002 / 1600	14			15:32.536	1:01.635	11	108.055
2	24	Dave O'Brien F.Vee	14	0.165	0.165	15:32.701	1:01.468	11	108.349
3	3	Dan Polley Sheane	14	2.503	2.338	15:35.039	1:01.622	10	108.078
4	12	Dave Kelly Sheane FV 02	14	2.682	0.179	15:35.218	1:01.233	7	108.765
5	7	Colm Blackburn Leastone / 1600cc	14	10.269	7.587	15:42.805	1:02.234	7	107.015
6	9	Stephen Morrin Leastone JH004 / 1600cc	14	12.998	2.729	15:45.534	1:02.262	7	106.967
7	19	Anthony Cross Sheane / 1600cc	14	13.170	0.172	15:45.706	1:02.122	6	107.208
8	32	Sean Newsome Sheane FV 94	14	20.085	6.915	15:52.621	1:01.470	9	108.346
9	21	Justin Costello Leastone	14	20.440	0.355	15:52.976	1:02.915	7	105.857
10	11	Daiman Murphy Leastone JH002	14	24.040	3.600	15:56.576	1:02.962	10	105.778
11	57	Ger Byrne Sheane / 1600cc	14	24.501	0.461	15:57.037	1:03.329	6	105.165
12	15	Brendan O'Brien Leastone / 1600cc	14	27.965	3.464	16:00.501	1:03.198	5	105.383
13	17	Mark Elliott Formula Vee / 1600cc	14	28.390	0.425	16:00.926	1:03.171	6	105.428
14	14	Morgan McCourt Leastone	14	39.987	11.597	16:12.523	1:02.551	7	106.473
15	46	Shane McBride Sheane / 1600cc	14	40.013	0.026	16:12.549	1:04.280	7	103.609
16	97	Jack Byrne Sheane / 1600cc	14	40.157	0.144	16:12.693	1:04.295	7	103.585
17	86	James Jones Sheane	14	48.188	8.031	16:20.724	1:04.775	7	102.817
18	18	Steven Blanc Leastone / 1600cc	14	1:03.875	15.687	16:36.411	1:05.063	7	102.362
19	71	Patrick McCabe Formula Vee / 1600cc	13	1 Lap	1 Lap	15:48.632	1:07.512	7	98.649
20	31	Mark Miller Leastone / 1600cc	13	1 Lap	12.465	16:01.097	1:07.049	8	99.330

Not classified

DNF	16	Rob McCormack	12	DNF		14:37.506	1:05.088	8	102.323
DNF	55	Jimmy Furlong F Vee		DNF		0.000		0	-
DNF	1	Adam McCauley Formula Vee / 1600cc		DNF		0.083		0	-

Margin of Victory	Avg. Speed	Best Lap Tm	Best Speed	Best Lap by
0.165	99.985	1:01.233	108.765	12 - Dave Kelly Sheane FV 02

Clerk of the Course: Ben Whelan

Orbits

Race Control: Ian Beatty

Chief Timekeeper: Paul Grogan

www.mylaps.com

Results are provisional until the conclusion of judicial & technical matters

Licensed to: Mondello Park Racing Circuit

Printed: 13/04/2014 14:57:47



IMRC Race Meeting

Formula Vee

Mondello Park National Circuit 1.850 Km

Final

13/04/2014 14:50

Race (15:00 Time) started at 14:38:43

<u>(77) Kevin Grogan Leystone JH002 / 16c</u>			<u>(7) Colm Blackburn Leystone / 1600cc</u>			<u>(21) Justin Costello Leystone</u>			<u>(17) Mark Elliott Formula Vee / 1600cc</u>			<u>(86) James Jones Sheane</u>		
1	1:08.740	+7.105	1	1:11.721	+9.487	1	1:13.319	+10.404	1	1:16.162	+12.991	1	1:19.342	+14.567
2	1:36.470	+34.835	2	1:38.511	+36.277	2	1:38.410	+35.495	2	1:38.587	+35.416	2	1:38.509	+33.734
3	1:25.408	+23.773	3	1:21.448	+19.214	3	1:19.822	+16.907	3	1:18.795	+15.624	3	1:18.346	+13.571
4	1:02.402	+0.767	4	1:02.619	+0.385	4	1:03.894	+0.979	4	1:04.206	+1.035	4	1:05.965	+1.190
5	1:01.764	+0.129	5	1:02.315	+0.081	5	1:03.117	+0.202	5	1:03.345	+0.174	5	1:05.426	+0.651
6	1:02.281	+0.646	6	1:03.166	+0.932	6	1:02.964	+0.049	6	1:03.171		6	1:04.887	+0.112
7	1:02.038	+0.403	7	1:02.234		7	1:02.915		7	1:03.963	+0.792	7	1:04.775	
8	1:02.084	+0.449	8	1:02.452	+0.218	8	1:02.972	+0.057	8	1:04.178	+1.007	8	1:04.936	+0.161
9	1:01.679	+0.044	9	1:02.435	+0.201	9	1:04.297	+1.382	9	1:05.040	+1.869	9	1:05.968	+1.193
10	1:01.703	+0.068	10	1:02.663	+0.429	10	1:03.709	+0.794	10	1:03.766	+0.595	10	1:05.269	+0.494
11	1:01.635		11	1:02.991	+0.757	11	1:03.637	+0.722	11	1:03.953	+0.782	11	1:04.829	+0.054
12	1:01.787	+0.152	12	1:02.887	+0.653	12	1:03.391	+0.476	12	1:04.268	+1.097	12	1:06.415	+1.640
13	1:01.883	+0.248	13	1:03.011	+0.777	13	1:03.995	+1.080	13	1:03.990	+0.819	13	1:05.667	+0.892
14	1:02.217	+0.582	14	1:02.896	+0.662	14	1:03.402	+0.487	14	1:03.972	+0.801	14	1:06.062	+1.287
<u>(24) Dave O'Brien F.Vee</u>			<u>(9) Stephen Morrin Leystone JH004 / 1</u>			<u>(11) Daiman Murphy Leystone JH002</u>			<u>(14) Morgan McCourt Leystone</u>			<u>(18) Steven Blanc Leystone / 1600cc</u>		
1	1:09.488	+8.020	1	1:11.808	+9.546	1	1:16.184	+13.222	1	1:12.527	+9.976	1	1:16.297	+11.234
2	1:36.788	+35.320	2	1:38.474	+36.212	2	1:38.521	+35.559	2	1:38.578	+36.027	2	1:38.470	+33.407
3	1:24.393	+22.925	3	1:20.790	+18.528	3	1:18.536	+15.574	3	1:20.326	+17.775	3	1:18.805	+13.742
4	1:02.834	+1.366	4	1:03.377	+1.115	4	1:03.960	+0.998	4	1:03.529	+0.978	4	1:05.534	+0.471
5	1:02.031	+0.563	5	1:02.721	+0.459	5	1:03.748	+0.786	5	1:02.560	+0.009	5	1:05.805	+10.742
6	1:01.839	+0.371	6	1:02.385	+0.123	6	1:03.221	+0.579	6	1:02.677	+0.126	6	1:15.805	+10.742
7	1:01.795	+0.327	7	1:02.262		7	1:04.442	+1.480	7	1:02.551		7	1:06.728	+1.665
8	1:01.982	+0.514	8	1:02.599	+0.337	8	1:04.268	+1.306	8	1:03.028	+0.477	8	1:05.063	
9	1:01.568	+0.100	9	1:02.748	+0.486	9	1:04.342	+1.380	9	1:17.089	+14.538	9	1:07.378	+2.315
10	1:01.590	+0.122	10	1:03.539	+1.277	10	1:03.198	+0.236	10	1:04.761	+2.210	10	1:07.938	+2.875
11	1:01.468		11	1:03.396	+1.134	11	1:03.489	+0.527	11	1:06.051	+3.500	11	1:06.367	+1.304
12	1:01.888	+0.420	12	1:02.957	+0.695	12	1:03.307	+0.345	12	1:06.198	+3.647	12	1:06.215	+1.152
13	1:01.712	+0.244	13	1:03.120	+0.858	13	1:03.505	+0.583	13	1:04.828	+2.277	13	1:06.187	+1.124
14	1:02.290	+0.822	14	1:02.978	+0.716	14	1:03.547	+0.583	14	1:05.366	+2.815	14	1:05.676	+0.613
<u>(3) Dan Polley Sheane</u>			<u>(19) Anthony Cross Sheane / 1600cc</u>			<u>(57) Ger Byrne Sheane / 1600cc</u>			<u>(46) Shane McBride Sheane / 1600cc</u>			<u>(71) Patrick McCabe Formula Vee / 1600cc</u>		
1	1:10.705	+9.083	1	1:13.761	+11.639	1	1:14.655	+11.326	1	1:17.553	+13.273	1	1:19.025	+11.513
2	1:37.665	+36.043	2	1:38.185	+36.063	2	1:38.261	+34.932	2	1:38.735	+34.455	2	1:38.774	+31.262
3	1:22.703	+21.081	3	1:20.086	+17.964	3	1:19.113	+15.784	3	1:17.015	+12.735	3	1:18.862	+11.350
4	1:02.878	+1.256	4	1:03.869	+1.747	4	1:03.969	+0.640	4	1:05.692	+1.412	4	1:08.429	+0.917
5	1:02.034	+0.412	5	1:02.623	+0.501	5	1:04.303	+0.974	5	1:06.373	+2.093	5	1:07.617	+0.105
6	1:01.721	+0.099	6	1:02.122		6	1:03.329		6	1:05.393	+1.113	6	1:08.717	+1.205
7	1:01.715	+0.093	7	1:02.534	+0.412	7	1:03.712	+0.383	7	1:04.280		7	1:07.512	
8	1:02.353	+0.731	8	1:02.724	+0.602	8	1:04.261	+0.932	8	1:04.742	+0.462	8	1:08.184	+0.672
9	1:01.797	+0.175	9	1:04.273	+2.151	9	1:03.763	+0.434	9	1:04.472	+0.192	9	1:08.876	+1.364
10	1:01.622		10	1:02.421	+0.299	10	1:04.158	+0.829	10	1:04.720	+0.440	10	1:09.370	+1.858
11	1:01.904	+0.282	11	1:02.476	+0.354	11	1:03.945	+0.616	11	1:04.354	+0.074	11	1:09.449	+1.937
12	1:02.592	+0.970	12	1:03.022	+0.900	12	1:03.656	+0.327	12	1:04.728	+0.448	12	1:08.970	+1.458
13	1:02.381	+0.759	13	1:02.499	+0.377	13	1:03.403	+0.074	13	1:04.731	+0.451	13	1:09.223	+1.711
14	1:01.941	+0.319	14	1:02.990	+0.868	14	1:03.567	+0.238	14	1:05.323	+1.043	14	1:05.894	+0.831
<u>(12) Dave Kelly Sheane FV 02</u>			<u>(32) Sean Newsome Sheane FV 94</u>			<u>(15) Brendan O'Brien Leystone / 1600cc</u>			<u>(97) Jack Byrne Sheane / 1600cc</u>			<u>(31) Mark Miller Leystone / 1600cc</u>		
1	1:11.889	+10.656	1	1:08.666	+7.196	1	1:15.018	+11.820	1	1:18.795	+14.500	1	1:20.520	+13.471
2	1:37.541	+36.308	2	1:36.544	+35.074	2	1:38.648	+35.450	2	1:38.591	+34.296	2	1:38.383	+31.334
3	1:22.585	+21.352	3	1:24.796	+23.326	3	1:18.746	+15.548	3	1:17.002	+12.707	3	1:20.543	+13.494
4	1:03.087	+1.854	4	1:02.897	+1.427	4	1:03.728	+0.530	4	1:05.310	+1.015	4	1:09.975	+2.926
5	1:02.290	+1.057	5	1:01.795	+0.325	5	1:03.198		5	1:06.011	+1.716	5	1:09.633	+2.584
6	1:02.172	+0.939	6	1:02.155	+0.685	6	1:04.117	+0.919	6	1:05.369	+1.074			
7	1:01.233		7	1:01.840	+0.370	7	1:04.217	+1.019						
8	1:01.577	+0.344	8	1:01.926	+0.456	8	1:04.512	+1.314						
9	1:01.893	+0.660	9	1:01.470										
10	1:01.811	+0.578	10	1:02.153	+0.683									
11	1:01.672	+0.439												
12	1:02.725	+1.492												

Clerk of the Course: Ben Whelan

Orbits

Race Control: Ian Beatty

Chief Timekeeper: Paul Grogan

Results are provisional until the conclusion of judicial & technical matters

www.mylaps.com

Licensed to: Mondello Park Racing Circuit



IMRC Race Meeting

Formula Vee

Mondello Park National Circuit 1.850 Km

Final

13/04/2014 14:50

Race (15:00 Time) started at 14:38:43

6	1:08.817	+1.768
7	1:07.933	+0.884
8	1:07.049	
9	1:07.836	+0.787
10	1:08.660	+1.611
11	1:12.546	+5.497
12	1:12.985	+5.936
13	1:10.246	+3.197

(16) Rob McCormack

1	1:16.066	+10.978
2	1:38.645	+33.557
3	1:18.376	+13.288
4	1:07.551	+2.463
5	1:06.256	+1.168
6	1:05.747	+0.659
7	1:05.267	+0.179
8	1:05.088	
9	1:27.337	+22.249
10	1:05.660	+0.572
11	1:06.823	+1.735
12	1:05.347	+0.259

Clerk of the Course: Ben Whelan

Orbits

Race Control: Ian Beatty

Chief Timekeeper: Paul Grogan

Results are provisional until the conclusion of judicial & technical matters

www.mylaps.com

Licensed to: Mondello Park Racing Circuit



IMRC Race Meeting

Patch Fiesta

Mondello Park National Circuit 1.850 Km

Final

13/04/2014 15:15

Race (15:00 Time)



10	1:12.770 5 Barry Barrable Ford Fiesta / 1250cc	19	1:12.801 60 Brendan Fitzgerald Ford Fiesta / 1250cc	20
	1:12.461 50 David Yamamoto Ford Fiesta / 1250cc			
9	1:12.430 0 Darren Lawler Ford Fiesta / 1250cc	17	1:12.445 7 Philip Lawless Ford Fiesta / 1250cc	18
	1:12.415 78 Alan Watkins Ford Fiesta / 1250cc			
8	1:12.301 6 Neil O'Hara Ford Fiesta / 1250cc	15	1:12.337 82 Darragh Daly Ford Fiesta / 1250cc	16
	1:12.239 10 Barry English Ford Fiesta / 1250cc			
7	1:11.956 83 Michael Tumulty Ford Fiesta / 1250cc	13	1:12.037 41 JJ O'Riordan Ford Fiesta / 1250cc	14
	1:11.760 48 Keith Dawson Ford Fiesta / 1250cc			
6	1:11.698 3 Pat Boland Ford Fiesta / 1250cc	11	1:11.706 77 Barry Hallion Ford Fiesta / 1250cc	12
	1:11.249 20 Sean Lillis Ford Fiesta / 1250cc			
5	POLE POSITION 1	9	2	7
4		7		8
3		5		6
2		3		4
1		1		2

Clerk of the Course: Ben Whelan Orbits

Race Control: Ian Beatty
Chief Timekeeper: Paul Grogan

Results are provisional until the conclusion of judicial & technical matters

www.mylaps.com
Licensed to: Mondello Park Racing Circuit



IMRC Race Meeting

Patch Fiesta

Mondello Park National Circuit 1.850 Km

Final

13/04/2014 15:15

Race (15:00 Time)



14

1:12.837
13 Alan Boland Ford Fiesta / 1250cc

27

13

1:12.889
49 Mark O Hara Ford Fiesta / 1250cc

25

12

1:12.470
23 Mark O'Donoghue Ford Fiesta / 1250cc

23

11

1:12.641
44 John Greaney Ford Fiesta / 1250cc

21

11 Trevor Farrar Ford Fiesta / 1250cc

28

1:12.873
46 Ulick Burke Ford Fiesta / 1250cc

26

1:12.819
450 Richard Livingstone Ford Fiesta / 1250cc

24

1:12.891
81 John McGovern Ford Fiesta / 1250cc

22



Clerk of the Course: Ben Whelan

Orbits

Race Control: Ian Beatty

Chief Timekeeper: Paul Grogan

Results are provisional until the conclusion of judicial & technical matters

www.mylaps.com

Licensed to: Mondello Park Racing Circuit



IMRC Race Meeting

Sorted on Laps

Patch Fiesta

Mondello Park National Circuit 1.850 Km

Final

13/04/2014 15:15

Race (15:00 Time) started at 15:02:06

Pos	No.	Name	Laps	Diff	Gap	Total Tm	Best Tm	In Lap	Best Speed
1	20	Sean Lillis Ford Fiesta / 1250cc	13			15:45.407	1:12.047	11	92.440
2	1	John Denning Ford Fiesta / 1250cc	13	2.203	2.203	15:47.610	1:12.316	8	92.096
3	77	Barry Hallion Ford Fiesta / 1250cc	13	11.336	9.133	15:56.743	1:12.544	9	91.806
4	41	JJ O'Riordan Ford Fiesta / 1250cc	13	13.348	2.012	15:58.755	1:12.449	13	91.927
5	83	Michael Tumulty Ford Fiesta / 1250cc	13	13.969	0.621	15:59.376	1:12.736	11	91.564
6	48	Keith Dawson Ford Fiesta / 1250cc	13	14.696	0.727	16:00.103	1:12.343	13	92.061
7	3	Pat Boland Ford Fiesta / 1250cc	13	15.173	0.477	16:00.580	1:12.303	13	92.112
8	6	Neil O'Hara Ford Fiesta / 1250cc	13	16.604	1.431	16:02.011	1:12.220	13	92.218
9	7	Philip Lawless Ford Fiesta / 1250cc	13	17.962	1.358	16:03.369	1:12.783	6	91.505
10	82	Darragh Daly Ford Fiesta / 1250cc	13	18.198	0.236	16:03.605	1:12.664	4	91.655
11	5	Barry Barrable Ford Fiesta / 1250cc	13	20.534	2.336	16:05.941	1:13.067	5	91.149
12	50	David Yamamoto Ford Fiesta / 1250cc	13	20.713	0.179	16:06.120	1:12.576	11	91.766
13	10	Barry English Ford Fiesta / 1250cc	13	23.232	2.519	16:08.639	1:13.165	7	91.027
14	21	Graeme Colfer Ford Fiesta / 1250cc	13	23.470	0.238	16:08.877	1:12.712	8	91.594
15	81	John McGovern Ford Fiesta / 1250cc	13	24.265	0.795	16:09.672	1:13.274	11	90.892
16	0	Darren Lawler Ford Fiesta / 1250cc	13	25.079	0.814	16:10.486	1:13.070	5	91.145
17	60	Brendan Fitzgerald Ford Fiesta / 1250cc	13	25.324	0.245	16:10.731	1:13.197	13	90.987
18	78	Alan Watkins Ford Fiesta / 1250cc	13	26.653	1.329	16:12.060	1:12.842	10	91.431
19	46	Ulick Burke Ford Fiesta / 1250cc	13	26.960	0.307	16:12.367	1:13.342	12	90.807
20	13	Alan Boland Ford Fiesta / 1250cc	13	29.769	2.809	16:15.176	1:13.541	13	90.562
21	450	Richard Livingstone Ford Fiesta / 1250cc	13	29.933	0.164	16:15.340	1:13.368	13	90.775
22	49	Mark O Hara Ford Fiesta / 1250cc	13	31.176	1.243	16:16.583	1:13.526	4	90.580
23	23	Mark O'Donoghue Ford Fiesta / 1250cc	13	31.313	0.137	16:16.720	1:13.525	5	90.581
24	8	Daniel Clarkin Ford Fiesta / 1250cc	13	31.552	0.239	16:16.959	1:13.225	13	90.953
25	44	John Greaney Ford Fiesta / 1250cc	13	32.005	0.453	16:17.412	1:13.367	4	90.777
26	11	Trevor Farrar Ford Fiesta / 1250cc	13	32.745	0.740	16:18.152	1:13.773	10	90.277

Not classified

DNF	86	Shane Roe Ford Fiesta / 1250cc	8	DNF		9:55.192	1:12.773	4	91.517
DNF	2	John Boland Ford Fiesta / 1250cc	8	DNF		9:56.312	1:12.409	3	91.978

Margin of Victory	Avg. Speed	Best Lap Tm	Best Speed	Best Lap by
2.203	91.580	1:12.047	92.440	20 - Sean Lillis Ford Fiesta / 1250cc

Clerk of the Course: Ben Whelan

Orbits

Race Control: Ian Beatty

Chief Timekeeper: Paul Grogan

www.mylaps.com

Results are provisional until the conclusion of judicial & technical matters

Licensed to: Mondello Park Racing Circuit



IMRC Race Meeting

Patch Fiesta

Mondello Park National Circuit 1.850 Km

Final

13/04/2014 15:15

Race (15:00 Time) started at 15:02:06

(20) Sean Lillis Ford Fiesta / 1250cc			(48) Keith Dawson Ford Fiesta / 1250cc			(82) Darragh Daly Ford Fiesta / 1250cc			(21) Graeme Colfer Ford Fiesta / 1250cc			(78) Alan Watkins Ford Fiesta / 1250cc		
1	1:16.046	+3.999	1	1:15.893	+3.550	1	1:15.405	+2.741	1	1:20.592	+7.880	1	1:17.757	+4.915
2	1:12.410	+0.363	2	1:16.238	+3.895	2	1:14.747	+2.083	2	1:14.699	+1.987	2	1:15.643	+2.801
3	1:12.842	+0.795	3	1:13.061	+0.718	3	1:13.768	+1.104	3	1:16.743	+4.031	3	1:13.890	+1.048
4	1:12.987	+0.940	4	1:12.382	+0.039	4	1:12.664		4	1:12.995	+0.283	4	1:13.859	+1.017
5	1:12.424	+0.377	5	1:12.928	+0.585	5	1:12.895	+0.231	5	1:14.221	+1.509	5	1:16.176	+3.334
6	1:12.466	+0.419	6	1:13.698	+1.355	6	1:13.969	+1.305	6	1:13.606	+0.894	6	1:15.281	+2.439
7	1:12.512	+0.465	7	1:14.323	+1.980	7	1:14.239	+1.575	7	1:12.983	+0.271	7	1:13.500	+0.658
8	1:12.157	+0.110	8	1:14.629	+2.286	8	1:14.387	+1.723	8	1:12.712		8	1:14.029	+1.187
9	1:12.417	+0.370	9	1:14.964	+2.621	9	1:13.654	+0.990	9	1:13.295	+0.583	9	1:13.766	+0.924
10	1:12.358	+0.311	10	1:12.591	+0.248	10	1:13.704	+1.040	10	1:14.008	+1.296	10	1:12.842	
11	1:12.047		11	1:12.911	+0.568	11	1:13.247	+0.583	11	1:13.337	+0.625	11	1:13.803	+0.961
12	1:12.383	+0.336	12	1:12.448	+0.105	12	1:14.587	+1.923	12	1:13.915	+1.203	12	1:13.505	+0.663
13	1:12.280	+0.233	13	1:12.343		13	1:13.046	+0.382	13	1:13.014	+0.302	13	1:14.017	+1.175
(1) John Denning Ford Fiesta / 1250cc			(3) Pat Boland Ford Fiesta / 1250cc			(5) Barry Barrable Ford Fiesta / 1250cc			(81) John McGovern Ford Fiesta / 1250			(46) Ulick Burke Ford Fiesta / 1250cc		
1	1:15.750	+3.434	1	1:15.691	+3.388	1	1:16.573	+3.506	1	1:16.677	+3.403	1	1:16.526	+3.184
2	1:12.587	+0.271	2	1:18.982	+6.679	2	1:15.233	+2.166	2	1:14.804	+1.530	2	1:15.312	+1.970
3	1:12.945	+0.629	3	1:12.934	+0.631	3	1:13.455	+0.388	3	1:14.014	+0.740	3	1:15.348	+2.006
4	1:13.067	+0.751	4	1:13.978	+1.675	4	1:14.007	+0.940	4	1:13.706	+0.432	4	1:13.951	+0.609
5	1:12.894	+0.578	5	1:12.870	+0.567	5	1:13.067		5	1:14.391	+1.117	5	1:14.221	+0.879
6	1:12.604	+0.288	6	1:12.314	+0.011	6	1:13.325	+0.258	6	1:13.608	+0.334	6	1:13.994	+0.652
7	1:12.605	+0.289	7	1:13.453	+1.150	7	1:13.628	+0.561	7	1:13.726	+0.452	7	1:13.802	+0.460
8	1:12.316		8	1:14.969	+2.666	8	1:13.029	+0.962	8	1:14.139	+0.865	8	1:13.628	+0.286
9	1:12.636	+0.320	9	1:13.769	+1.466	9	1:14.483	+1.416	9	1:14.416	+1.142	9	1:13.818	+0.476
10	1:12.378	+0.062	10	1:12.658	+0.355	10	1:13.453	+0.386	10	1:13.574	+0.300	10	1:13.349	+0.007
11	1:12.383	+0.067	11	1:12.852	+0.549	11	1:13.288	+0.221	11	1:14.155	+0.881	11	1:13.552	+0.210
12	1:12.483	+0.167	12	1:12.891	+0.588	12	1:13.522	+0.455	12	1:14.155	+0.881	12	1:13.342	
13	1:12.962	+0.646	13	1:12.303		13	1:13.695	+0.628	13	1:13.597	+0.323	13	1:14.620	+1.278
(77) Barry Hallion Ford Fiesta / 1250cc			(6) Neil O'Hara Ford Fiesta / 1250cc			(50) David Yamamoto Ford Fiesta / 125			(0) Darren Lawlor Ford Fiesta / 1250cc			(13) Alan Boland Ford Fiesta / 1250cc		
1	1:15.894	+3.350	1	1:16.262	+4.042	1	1:17.231	+4.655	1	1:16.807	+3.737	1	1:18.446	+4.905
2	1:14.951	+2.407	2	1:14.847	+2.627	2	1:15.340	+2.764	2	1:14.730	+1.660	2	1:15.375	+1.834
3	1:12.855	+0.311	3	1:13.607	+1.387	3	1:14.570	+1.994	3	1:13.922	+0.852	3	1:15.026	+1.485
4	1:13.108	+0.564	4	1:12.611	+0.391	4	1:13.311	+0.735	4	1:13.462	+0.392	4	1:14.488	+0.947
5	1:13.249	+0.705	5	1:12.634	+0.414	5	1:14.259	+1.683	5	1:13.070		5	1:13.888	+0.347
6	1:13.718	+1.174	6	1:13.640	+1.420	6	1:12.897	+0.321	6	1:13.255	+0.185	6	1:14.406	+0.865
7	1:14.586	+2.042	7	1:14.525	+2.305	7	1:14.427	+1.851	7	1:13.539	+0.469	7	1:13.951	+0.410
8	1:13.102	+0.558	8	1:14.170	+1.950	8	1:13.318	+0.742	8	1:13.427	+0.357	8	1:14.076	+0.535
9	1:12.544		9	1:15.537	+3.317	9	1:13.801	+1.225	9	1:13.957	+0.887	9	1:14.060	+0.519
10	1:13.113	+0.569	10	1:13.028	+0.808	10	1:13.125	+0.549	10	1:16.753	+3.683	10	1:14.363	+0.822
11	1:12.963	+0.419	11	1:12.614	+0.394	11	1:12.576		11	1:13.758	+0.688	11	1:13.824	+0.283
12	1:12.712	+0.168	12	1:12.880	+0.660	12	1:12.659	+0.083	12	1:14.162	+1.092	12	1:13.638	+0.097
13	1:12.969	+0.425	13	1:12.220		13	1:13.297	+0.721	13	1:14.780	+1.710	13	1:13.541	
(41) JJ O'Riordan Ford Fiesta / 1250cc			(7) Philip Lawless Ford Fiesta / 1250cc			(10) Barry English Ford Fiesta / 1250cc			(60) Brendan Fitzgerald Ford Fiesta / 1:			(450) Richard Livingstone Ford Fiesta /		
1	1:15.687	+3.238	1	1:16.641	+3.858	1	1:16.928	+3.763	1	1:17.118	+3.921	1	1:18.782	+5.414
2	1:15.149	+2.700	2	1:15.178	+2.395	2	1:14.497	+1.332	2	1:15.271	+2.074	2	1:15.400	+2.032
3	1:13.319	+0.870				3	1:13.643	+0.478	3	1:14.104	+0.907	3	1:15.014	+1.646
4	1:12.758	+0.309				4	1:16.578	+3.413	4	1:13.530	+0.333	4	1:14.549	+1.181
5	1:12.749	+0.300							5	1:15.721	+2.524	5	1:13.759	+0.391
6	1:13.812	+1.363							6	1:14.707	+1.510	6	1:14.256	+0.888
7	1:14.066	+1.617							7			7	1:13.999	+0.631
8	1:14.354	+1.905							8			8	1:14.145	+0.777
9	1:13.517	+1.068												
10	1:12.895	+0.446												
11	1:12.740	+0.291												
12	1:12.941	+0.492												
13	1:12.449													

Clerk of the Course: Ben Whelan

Orbits

Race Control: Ian Beatty

Chief Timekeeper: Paul Grogan

www.mylaps.com

Results are provisional until the conclusion of judicial & technical matters

Licensed to: Mondello Park Racing Circuit



IMRC Race Meeting

Patch Fiesta

Mondello Park National Circuit 1.850 Km

Final

13/04/2014 15:15

Race (15:00 Time) started at 15:02:06

9	1:14.103	+0.735	11	1:14.069	+0.702
10	1:14.234	+0.866	12	1:14.989	+1.622
11	1:14.054	+0.686	13	1:13.823	+0.456
12	1:13.423	+0.055			
13	1:13.368				

(11) Trevor Farrar Ford Fiesta / 1250cc

1	1:18.451	+4.678
2	1:15.577	+1.804
3	1:14.928	+1.155
4	1:14.906	+1.133
5	1:14.498	+0.725
6	1:13.784	+0.011
7	1:14.178	+0.405
8	1:13.964	+0.191
9	1:14.435	+0.662
10	1:13.773	
11	1:14.354	+0.581
12	1:14.434	+0.661
13	1:13.887	+0.114

(86) Shane Roe Ford Fiesta / 1250cc

1	1:15.315	+2.542
2	1:14.991	+2.218
3	1:13.268	+0.495
4	1:12.773	
5	1:12.928	+0.155
6	1:14.230	+1.457
7	1:13.663	+0.890
8	1:14.180	+1.407

(2) John Boland Ford Fiesta / 1250cc

1	1:15.193	+2.784
2	1:15.288	+2.879
3	1:12.409	
4	1:13.192	+0.783
5	1:13.059	+0.650
6	1:13.695	+1.286
7	1:14.721	+2.312
8	1:16.829	+4.420

(8) Daniel Clarkin Ford Fiesta / 1250cc

1	1:17.246	+4.021
2	1:15.569	+2.344
3	1:16.339	+3.114
4	1:15.417	+2.192
5	1:14.025	+0.800
6	1:13.802	+0.577
7	1:14.120	+0.895
8	1:14.073	+0.848
9	1:14.044	+0.819
10	1:14.381	+1.156
11	1:14.403	+1.178
12	1:14.445	+1.220
13	1:13.225	

(44) John Greaney Ford Fiesta / 1250cc

1	1:18.792	+5.425
2	1:15.535	+2.168
3	1:14.462	+1.095
4	1:13.367	
5	1:14.229	+0.862
6	1:14.474	+1.107
7	1:13.573	+0.206
8	1:14.517	+1.150
9	1:14.326	+0.959
10	1:15.078	+1.711

Clerk of the Course: Ben Whelan

Orbits

Race Control: Ian Beatty

Chief Timekeeper: Paul Grogan

Results are provisional until the conclusion of judicial & technical matters

www.mylaps.com

Licensed to: Mondello Park Racing Circuit


IMRC Race Meeting

Historics & Future Classics

Mondello Park National Circuit 1.850 Km

Future Classic Race

13/04/2014 15:40

Race (15:00 Time)



9	1:09.349 17 Ian Thornton VW Golf / 1600cc	17	11 1:08.766 11 Ken Fleming Toyota Starlet / 1500cc
8	1:13.423 7 Michael Clune Peugeot 205 / 1600cc	15	16 1:13.225 81 Tommy Byrne Opel Astra / 2000cc
7	1:13.074 79 Patrick O'Donoghue Peugeot 205 / 1600cc	13	14 1:12.137 33 Pat Lucey Fiat Uno / 1275cc
6	1:12.006 999 Eddie Kinirons Ford Escort MkII / 2000cc	11	12 1:11.774 8 Ken Byrne Peugeot 205 Gti / 1600cc
5	1:11.743 95 Mick Walsh VW Golf Gti / 1800cc	9	10 1:11.029 69 Paul Dalton Fiat 128 Coupe / 1300cc
4	1:10.737 3 Gary Graham Peugeot 205 Gti / 1600cc	7	8 1:10.715 82 Aidan Byrne VW Golf Gti / 1800cc
3	1:10.698 90 Garry Byrne Vauxhall Chevette / 1600cc	5	6 1:10.269 37 Darryl Scully Honda Civic / 1798cc
2	1:10.216 23 David Hammond Fiat Uno SX / 1290cc	3	4 1:10.162 60 Brendan Travers Fiat Punto / 1400cc
1	1:09.816 5 Barry John McHenry Fiat Punto / 1400cc	1	2
	POLE POSITION		



Clerk of the Course: Ben Whelan

Orbits

Race Control: Ian Beatty

Chief Timekeeper: Paul Grogan

www.mylaps.com

Results are provisional until the conclusion of judicial & technical matters

Licensed to: Mondello Park Racing Circuit



IMRC Race Meeting

Sorted on Laps

Historics & Future Classics

Mondello Park National Circuit 1.850 Km

Future Classic Race

13/04/2014 15:40

Race (15:00 Time) started at 15:28:08

Pos	No.	Name	Laps	Diff	Gap	Total Tm	Best Tm	In Lap	Best Speed
1	60	Brendan Travers Fiat Punto / 1400cc	13			15:20.870	1:09.795	12	95.422
2	5	Barry John McHenry Fiat Punto / 1400	13	1.298	1.298	15:22.168	1:09.926	13	95.244
3	17	Ian Thornton VW Golf / 1600cc	13	6.839	5.541	15:27.709	1:09.911	9	95.264
4	37	Darryl Scully Honda Civic / 1798cc	13	9.130	2.291	15:30.000	1:09.294	6	96.112
5	23	David Hammond Fiat Uno SX / 1290cc	13	9.691	0.561	15:30.561	1:10.754	13	94.129
6	90	Garry Byrne Vauxhall Chevette / 1600	13	13.659	3.968	15:34.529	1:10.520	9	94.441
7	3	Gary Graham Peugeot 205 Gti / 1600	13	14.104	0.445	15:34.974	1:10.860	10	93.988
8	999	Eddie Kinirons Ford Escort MkII / 2000	13	20.833	6.729	15:41.703	1:10.236	11	94.823
9	82	Aidan Byrne VW Golf Gti / 1800cc	13	20.912	0.079	15:41.782	1:10.858	3	93.991
10	8	Ken Byrne Peugeot 205 Gti / 1600cc	13	28.092	7.180	15:48.962	1:11.676	6	92.918
11	95	Mick Walsh VW Golf Gti / 1800cc	13	30.006	1.914	15:50.876	1:10.094	1	95.015
12	69	Paul Dalton Fiat 128 Coupe / 1300cc	13	42.490	12.484	16:03.360	1:10.867	3	93.979
13	81	Tommy Byrne Opel Astra / 2000cc	13	56.485	13.995	16:17.355	1:14.028	8	89.966
14	33	Pat Lucey Fiat Uno / 1275cc	13	57.229	0.744	16:18.099	1:13.356	8	90.790
15	7	Michael Clune Peugeot 205 / 1600cc	6	7 Laps	7 Laps	16:22.182	1:12.725	6	91.578

Not classified

DNF	11	Ken Fleming Toyota Starlet / 1500cc	12	DNF		14:17.412	1:08.864	8	96.712
DNF	79	Patrick O'Donoghue Peugeot 205 / 1600	10	DNF		12:57.396	1:13.755	3	90.299

Announcements

CAR NO.37 DARRYL SCULLY +10 SECONDS FOR BEATING CLASS BARRIER TIME

Margin of Victory	Avg. Speed	Best Lap Tm	Best Speed	Best Lap by
1.298	94.020	1:09.294	96.112	37 - Darryl Scully Honda Civic / 1798cc

Clerk of the Course: Ben Whelan

Orbits

Race Control: Ian Beatty

Chief Timekeeper: Paul Grogan

Results are provisional until the conclusion of judicial & technical matters

www.mylaps.com

Licensed to: Mondello Park Racing Circuit



IMRC Race Meeting

Historics & Future Classics

Mondello Park National Circuit 1.850 Km

Future Classic Race

13/04/2014 15:40

Race (15:00 Time) started at 15:28:08

(37) Darryl Scully Honda Civic / 1798cc			1 1:15.513 +4.759			3 1:10.858			5 1:14.508 +0.480		
1	1:17.087	+7.793	2	1:11.010	+0.256	4	1:12.187	+1.329	6	1:14.340	+0.312
2	1:10.746	+1.452	3	1:10.888	+0.134	5	1:12.092	+1.234	7	1:14.575	+0.547
3	1:10.006	+0.712	4	1:11.946	+1.192	6	1:12.026	+1.168	8	1:14.028	
4	1:10.339	+1.045	5	1:11.709	+0.955	7	1:12.326	+1.468	9	1:14.435	+0.407
5	1:09.432	+0.138	6	1:11.449	+0.695	8	1:13.093	+2.235	10	1:14.366	+0.338
6	1:09.294		7	1:11.239	+0.485	9	1:11.798	+0.940	11	1:14.391	+0.363
7	1:11.609	+2.315	8	1:11.665	+0.911	10	1:12.061	+1.203	12	1:14.454	+0.426
8	1:10.747	+1.453	9	1:10.774	+0.020	11	1:12.033	+1.175	13	1:14.381	+0.353
9	1:10.360	+1.066	10	1:10.780	+0.026	12	1:12.324	+1.466			
10	1:10.089	+0.795	11	1:10.836	+0.082	13	1:12.751	+1.893	(33) Pat Lucey Fiat Uno / 1275cc		
11	1:09.557	+0.263	12	1:11.026	+0.272				1	1:19.385	+6.029
12	1:09.864	+0.570	13	1:10.754		(8) Ken Byrne Peugeot 205 Gti / 1600cc			2	1:15.335	+1.979
13	1:09.630	+0.336				1	1:15.036	+3.360	3	1:14.840	+1.484
(60) Brendan Travers Fiat Punto / 1400			(90) Garry Byrne Vauxhall Chevette / 1400			2	1:12.619	+0.943	4	1:14.534	+1.178
1	1:15.097	+5.302	1	1:14.758	+4.238	3	1:12.339	+0.663	5	1:14.448	+1.092
2	1:10.856	+1.061	2	1:12.204	+1.684	4	1:12.148	+0.472	6	1:14.649	+1.293
3	1:10.383	+0.588	3	1:11.658	+1.138	5	1:12.212	+0.536	7	1:14.667	+1.311
4	1:10.516	+0.721	4	1:11.491	+0.971	6	1:11.676		8	1:13.356	
5	1:10.486	+0.691	5	1:11.432	+0.912	7	1:12.132	+0.456	9	1:14.542	+1.186
6	1:10.488	+0.693	6	1:12.194	+1.674	8	1:13.756	+2.080	10	1:15.608	+2.252
7	1:11.394	+1.599	7	1:12.908	+2.388	9	1:12.364	+0.688	11	1:13.369	+0.013
8	1:11.047	+1.252	8	1:11.591	+1.071	10	1:14.313	+2.637	12	1:14.354	+0.998
9	1:10.961	+1.166	9	1:10.520		11	1:12.718	+1.042	13	1:14.756	+1.400
10	1:09.822	+0.027	10	1:10.917	+0.397	12	1:12.130	+0.454			
11	1:09.812	+0.017	11	1:10.840	+0.320	13	1:12.678	+1.002	(7) Michael Clune Peugeot 205 / 1600cc		
12	1:09.795		12	1:11.050	+0.530	(95) Mick Walsh VW Golf Gti / 1800cc			1	10:01.942	+8:49.217
13	1:09.985	+0.190	13	1:11.064	+0.544	1	1:10.094		2	1:14.746	+2.021
(5) Barry John McHenry Fiat Punto / 14			(3) Gary Graham Peugeot 205 Gti / 1600			2	1:11.985	+1.891	3	1:14.488	+1.763
1	1:15.125	+5.199	1	1:15.908	+5.048	3	1:12.589	+2.495	4	1:13.304	+0.579
2	1:10.829	+0.903	2	1:12.475	+1.615	4	1:13.012	+2.918	5	1:14.060	+1.335
3	1:10.480	+0.554	3	1:11.599	+0.739	5	1:11.315	+1.221	6	1:12.725	
4	1:10.399	+0.473	4	1:10.951	+0.091	6	1:11.808	+1.714	(11) Ken Fleming Toyota Starlet / 1500cc		
5	1:10.506	+0.580	5	1:08.685	-2.174	7	1:11.299	+1.205	1	1:17.288	+8.424
6	1:10.689	+0.763	6	1:14.289	+3.429	8	1:13.178	+3.084	2	1:11.032	+2.168
7	1:11.557	+1.631	7	1:11.740	+0.880	9	1:12.526	+2.432	3	1:12.274	+3.410
8	1:11.495	+1.569	8	1:11.085	+0.225	10	1:13.034	+2.940	4	1:10.388	+1.524
9	1:10.629	+0.703	9	1:11.113	+0.253	11	1:11.660	+1.566	5	1:09.267	+0.403
10	1:10.294	+0.368	10	1:10.860		12	1:11.442	+1.348	6	1:10.814	+1.950
11	1:10.231	+0.305	11	1:10.959	+0.099	13	1:16.339	+6.245	7	1:12.080	+3.216
12	1:10.008	+0.082	12	1:11.010	+0.150	(69) Paul Dalton Fiat 128 Coupe / 1300			8	1:08.864	
13	1:09.926		13	1:11.879	+1.019	1	1:19.456	+8.589	9	1:10.283	+1.419
(17) Ian Thornton VW Golf / 1600cc			(999) Eddie Kinirons Ford Escort MkII / 1600			2	1:12.651	+1.784	10	1:09.099	+0.235
1	1:15.971	+6.060	1	1:15.985	+5.749	3	1:10.867		11	1:10.427	+1.563
2	1:12.382	+2.471	2	1:12.477	+2.241	4	1:11.737	+0.870	12	1:10.672	+1.808
3	1:11.733	+1.822	3	1:11.952	+1.716	5	1:11.285	+0.418	(79) Patrick O'Donoghue Peugeot 205 / 1600		
4	1:10.476	+0.565	4	1:12.543	+2.307	6	1:11.446	+0.579	1	1:18.349	+4.594
5	1:10.284	+0.373	5	1:11.980	+1.744	7	1:10.875	+0.008	2	1:15.710	+1.955
6	1:11.047	+1.136	6	1:11.714	+1.478	8	1:13.921	+3.054	3	1:13.755	
7	1:09.975	+0.064	7	1:11.319	+1.083	9	1:13.938	+3.071	4	1:14.222	+0.467
8	1:10.606	+0.695	8	1:13.623	+3.387	10	1:12.297	+1.430	5	1:13.860	+0.105
9	1:09.911		9	1:12.808	+2.572	11	1:22.969	+12.102	6	1:13.965	+0.210
10	1:10.108	+0.197	10	1:11.729	+1.493	12	1:12.989	+2.122	7	1:13.821	+0.066
11	1:10.140	+0.229	11	1:10.236		13	1:15.968	+5.101	8	1:14.890	+1.135
12	1:10.602	+0.691	12	1:10.344	+0.108	(81) Tommy Byrne Opel Astra / 2000cc			9	1:14.550	+0.795
13	1:10.568	+0.657	13	1:11.814	+1.578	1	1:18.511	+4.483	10	1:39.694	+25.939
(23) David Hammond Fiat Uno SX / 1275cc			(82) Aidan Byrne VW Golf Gti / 1800cc			2	1:15.908	+1.880			
1	1:14.906	+4.048	1	1:14.906	+4.048	3	1:14.984	+0.956			
2	1:11.514	+0.656	2	1:11.514	+0.656	4	1:14.226	+0.198			

Clerk of the Course: Ben Whelan

Orbits

Race Control: Ian Beatty

Chief Timekeeper: Paul Grogan

www.mylaps.com

Results are provisional until the conclusion of judicial & technical matters

Licensed to: Mondello Park Racing Circuit



IMRC Race Meeting


Formula Sheane

Mondello Park National Circuit 1.850 Km

Race 2

13/04/2014 16:05

Race (15:00 Time)



7

1:01.951
18 Trever Kinsella

13

6

59.463
111 David Parks Formula Sheane / 1800cc

11

5

58.789
20 Sean Hynes Formula Sheane / 1800cc

9

4

58.886
15 Richard Kearney Formula Sheane / 1800cc

7

3

58.337
9 Keith Hogg Formula Sheane / 1800cc

5

2

58.120
88 Enda O'Connor Formula Sheane / 1800cc

3

1

57.514
2 Brian Hearty Formula Sheane / 1800cc

POLE POSITION 1

1:04.169
5 Gary Corcoran Formula Sheane / 1800cc

14

1:00.320
17 Coilin Clinton Formula Sheane / 1800cc

12

59.265
8 Shane McLoughlin Formula Sheane / 1800cc

10

58.582
4 John Linnane Formula Sheane / 1800cc

8

58.812
35 Paul McLoughlin Formula Sheane / 1800cc

6

58.030
3 Robbie Allen Formula Sheane / 1800cc

4

57.802
1 Kevin Sheane Formula Sheane / 1800cc

2



Clerk of the Course: Ben Whelan

Orbits

Race Control: Ian Beatty

Chief Timekeeper: Paul Grogan

www.mylaps.com

Results are provisional until the conclusion of judicial & technical matters

Licensed to: Mondello Park Racing Circuit



IMRC Race Meeting

Sorted on Laps

Formula Sheane

Mondello Park National Circuit 1.850 Km

Race 2

13/04/2014 16:05

Race (15:00 Time) started at 15:49:57

Pos	No.	Name	Laps	Diff	Gap	Total Tm	Best Tm	In Lap	Best Speed
1	2	Brian Hearty Formula Sheane / 1800c	16			15:36.135	57.742	9	115.341
2	1	Kevin Sheane Formula Sheane / 180C	16	6.629	6.629	15:42.764	58.210	11	114.413
3	9	Keith Hogg Formula Sheane / 1800cc	16	21.577	14.948	15:57.712	59.209	9	112.483
4	20	Sean Hynes Formula Sheane / 1800cc	16	25.785	4.208	16:01.920	59.161	6	112.574
5	111	David Parks Formula Sheane / 1800cc	16	25.863	0.078	16:01.998	59.023	6	112.837
6	88	Enda O'Connor Formula Sheane / 18C	16	28.140	2.277	16:04.275	58.525	7	113.798
7	15	Richard Kearney Formula Sheane / 18	16	29.482	1.342	16:05.617	59.617	5	111.713
8	5	Gary Corcoran Formula Sheane / 180	16	31.974	2.492	16:08.109	59.111	9	112.669
9	3	Robbie Allen Formula Sheane / 1800c	16	31.991	0.017	16:08.126	58.964	4	112.950
10	4	John Linnane Formula Sheane / 1800	16	32.467	0.476	16:08.602	59.375	10	112.168
11	17	Coilin Clinton Formula Sheane / 1800	16	52.623	20.156	16:28.758	1:00.742	11	109.644
12	8	Shane McLoughlin Formula Sheane /	16	52.760	0.137	16:28.895	1:00.569	11	109.957
13	18	Trever Kinsella	15	1 Lap	1 Lap	16:26.699	1:04.234	14	103.683

Not classified

DNF	35	Paul McLoughlin Formula Sheane / 18		DNF		1.323		0	-
-----	----	-------------------------------------	--	-----	--	-------	--	---	---

Margin of Victory	Avg. Speed	Best Lap Tm	Best Speed	Best Lap by
6.629	113.830	57.742	115.341	2 - Brian Hearty Formula Sheane / 1800cc

Clerk of the Course: Ben Whelan

Orbits

Race Control: Ian Beatty

Chief Timekeeper: Paul Grogan

www.mylaps.com

Results are provisional until the conclusion of judicial & technical matters

Licensed to: Mondello Park Racing Circuit

Printed: 13/04/2014 16:07:27



IMRC Race Meeting

Formula Sheane

Mondello Park National Circuit 1.850 Km

Race 2

13/04/2014 16:05

Race (15:00 Time) started at 15:49:57



(2) Brian Hearty Formula Sheane / 180i

1	1:02.424	+4.682
2	59.627	+1.885
3	58.528	+0.786
4	58.179	+0.437
5	57.905	+0.163
6	57.937	+0.195
7	57.796	+0.054
8	58.258	+0.516
9	57.742	
10	58.120	+0.378
11	57.965	+0.223
12	58.401	+0.659
13	58.023	+0.281
14	58.304	+0.562
15	58.380	+0.638
16	58.404	+0.662

(1) Kevin Sheane Formula Sheane / 180i

1	1:02.514	+4.304
2	59.723	+1.513
3	58.965	+0.755
4	58.576	+0.366
5	58.412	+0.202
6	58.676	+0.466
7	58.477	+0.267
8	58.219	+0.009
9	58.408	+0.198
10	58.315	+0.105
11	58.210	
12	58.955	+0.745
13	58.703	+0.493
14	58.746	+0.536
15	58.774	+0.564
16	59.091	+0.881

(9) Keith Hogg Formula Sheane / 1800i

1	1:02.254	+3.045
2	59.393	+0.184
3	1:00.011	+0.802
4	59.732	+0.523
5	59.443	+0.234
6	59.643	+0.434
7	59.564	+0.355
8	59.409	+0.200
9	59.209	
10	59.348	+0.139
11	59.291	+0.082
12	59.641	+0.432
13	59.664	+0.455
14	59.657	+0.448
15	59.798	+0.589
16	1:00.504	+1.295

(20) Sean Hynes Formula Sheane / 18C

1	1:03.680	+4.519
2	59.873	+0.712
3	1:00.012	+0.851
4	59.851	+0.690
5	59.499	+0.338
6	59.161	

(111) David Parks Formula Sheane / 18

7	59.420	+0.259
8	1:00.398	+1.237
9	59.846	+0.685
10	1:00.016	+0.855
11	59.874	+0.713
12	59.782	+0.621
13	59.329	+0.168
14	59.585	+0.424
15	59.626	+0.465
16	59.781	+0.620

(88) Enda O'Connor Formula Sheane /

1	1:03.845	+4.822
2	1:00.443	+1.420
3	59.654	+0.631
4	59.161	+0.138
5	59.922	+0.899
6	59.023	
7	59.584	+0.561
8	1:00.103	+1.080
9	59.829	+0.806
10	1:00.056	+1.033
11	59.698	+0.675
12	59.722	+0.699
13	59.597	+0.574
14	59.307	+0.284
15	59.705	+0.682
16	59.737	+0.714

(15) Richard Kearney Formula Sheane /

1	1:08.251	+9.726
2	1:00.511	+1.986
3	59.022	+0.497
4	1:00.244	+1.719
5	58.901	+0.376
6	58.550	+0.025
7	58.525	
8	59.851	+1.326
9	1:00.034	+1.509
10	59.740	+1.215
11	1:00.199	+1.674
12	59.911	+1.386
13	1:01.850	+3.325
14	59.215	+0.690
15	59.721	+1.196
16	58.920	+0.395

(5) Gary Corcoran Formula Sheane / 18

15	1:00.491	+0.874
16	1:00.172	+0.555
1	1:04.984	+5.873
2	1:01.976	+2.865
3	1:01.967	+2.856
4	1:00.087	+0.976
5	59.849	+0.738
6	59.875	+0.764
7	59.898	+0.787
8	59.161	+0.050
9	59.111	
10	59.464	+0.353
11	59.146	+0.035
12	59.304	+0.193
13	59.602	+0.491
14	59.721	+0.610
15	1:00.810	+1.699
16	59.978	+0.867

(3) Robbie Allen Formula Sheane / 180i

1	1:06.215	+7.251
2	1:00.513	+1.549
3	59.613	+0.649
4	58.964	
5	59.821	+0.857
6	59.147	+0.183
7	59.790	+0.826
8	1:00.137	+1.173
9	59.962	+0.998
10	59.934	+0.970
11	1:00.118	+1.154
12	1:00.030	+1.066
13	59.967	+1.003
14	1:04.328	+5.364
15	59.241	+0.277
16	59.682	+0.718

(4) John Linnane Formula Sheane / 18C

1	1:04.727	+5.352
2	1:01.655	+2.280
3	1:00.507	+1.132
4	1:00.282	+0.907
5	1:00.771	+1.396
6	59.997	+0.622
7	1:00.143	+0.768
8	59.509	+0.134
9	59.412	+0.037
10	59.375	
11	59.644	+0.269
12	59.656	+0.281
13	59.550	+0.175
14	59.866	+0.491
15	1:01.504	+2.129
16	1:00.375	+1.000

(17) Coilin Clinton Formula Sheane / 18

1	1:04.502	+3.760
2	1:02.496	+1.754
3	1:01.813	+1.071
4	1:01.308	+0.566

(8) Shane McLoughlin Formula Sheane

5	1:02.038	+1.296
6	1:01.013	+0.271
7	1:01.209	+0.467
8	1:01.621	+0.879
9	1:01.416	+0.674
10	1:00.921	+0.179
11	1:00.742	
12	1:01.711	+0.969
13	1:01.008	+0.266
14	1:01.398	+0.656
15	1:01.192	+0.450
16	1:01.272	+0.530
1	1:07.865	+7.296
2	1:01.103	+0.534
3	1:00.979	+0.410
4	1:00.914	+0.345
5	1:01.990	+1.421
6	1:01.271	+0.702
7	1:01.250	+0.681
8	1:01.483	+0.914
9	1:01.402	+0.833
10	1:01.270	+0.701
11	1:00.569	
12	1:01.647	+1.078
13	1:01.429	+0.860
14	1:00.847	+0.278
15	1:01.381	+0.812
16	1:01.140	+0.571

(18) Trevor Kinsella

1	1:11.191	+6.957
2	1:04.295	+0.061
3	1:04.510	+0.276
4	1:04.635	+0.401
5	1:05.326	+1.092
6	1:05.441	+1.207
7	1:04.546	+0.312
8	1:04.665	+0.431
9	1:07.131	+2.897
10	1:06.387	+2.153
11	1:07.777	+3.543
12	1:04.332	+0.098
13	1:04.616	+0.382
14	1:04.234	
15	1:04.682	+0.448

Clerk of the Course: Ben Whelan

Orbits

Race Control: Ian Beatty

Chief Timekeeper: Paul Grogan

Results are provisional until the conclusion of judicial & technical matters

www.mylaps.com

Licensed to: Mondello Park Racing Circuit


IMRC Race Meeting

ITCC

Mondello Park National Circuit 1.850 Km

ITCC Race 2

13/04/2014 16:30

Race (15:00 Time)


9

 1:05.327
68 Alex Fawcett Rover 25
17

 1:05.333
26 Jason Hughes Honda Integra / 1800cc
18
8

 1:06.238
76 Ian O'Driscoll Honda Civic
15

 1:05.695
37 Anthony Murtagh
16
7

 1:12.411
29 Robert Doherty Honda Civic / 1800cc
13

 1:11.123
14 Vinny Keogh Fiat Punto Abarth / 1800cc
14
6
11
12
5

 1:05.211
20 Peter McGarry Peugeot 205
9

 1:05.211
20 Peter McGarry Peugeot 205
10
4

 59.098
17 Dave O'Brien BMW E46 / 3246cc
7

 59.449
1 Eric Holstein BMW M3 / 3201cc
8
3

 1:01.544
69 Robert Savage Honda Integra / 1800cc
5

 1:01.861
12 Eoghan Fogarty Honda Integra / 2000cc
6
2

 1:03.830
18 Owain Drought Honda Integra
3

 1:01.766
9 Brian Sexton Toyota Altesa / 2000cc
4
1

 1:03.384
21 Gareth Hayden Honda Integra
POLE POSITION 1

 1:02.262
10 Martin Duffy BMW M3
2


Clerk of the Course: Ben Whelan

Orbits

Race Control: Ian Beatty

Chief Timekeeper: Paul Grogan

www.mylaps.com

Results are provisional until the conclusion of judicial & technical matters

Licensed to: Mondello Park Racing Circuit



IMRC Race Meeting

Sorted on Laps

ITCC

Mondello Park National Circuit 1.850 Km

ITCC Race 2

13/04/2014 16:30

Race (15:00 Time) started at 16:15:24

Pos	No.	Name	Laps	Diff	Gap	Total Tm	Best Tm	In Lap	Best Speed
-----	-----	------	------	------	-----	----------	---------	--------	------------

2014 YOKOHAMA ITCC - SUPER TOURING

1	1	Eric Holstein BMW M3 / 3201cc	15			15:15.099	59.727	10	111.507
2	17	Dave O'Brien BMW E46 / 3246cc	15	0.603	0.603	15:15.702	59.964	10	111.067
3	12	Eoghan Fogarty Honda Integra / 2000	15	47.511	46.908	16:02.610	1:01.973	3	107.466
4	18	Owain Drought Honda Integra	15	54.019	6.508	16:09.118	1:02.984	10	105.741
5	10	Martin Duffy BMW M3	15	58.967	4.948	16:14.066	1:02.348	8	106.820
6	20	Peter McGarry Peugeot 205	14	1 Lap	1 Lap	15:34.773	1:04.663	9	102.996
7	69	Robert Savage Honda Integra / 1800cc	14	1 Lap	44.508	16:19.281	1:03.308	9	105.200

Not classified

DNF	21	Gareth Hayden Honda Integra	4	DNF		4:16.606	1:02.681	3	106.252
DNS	9	Brian Sexton Toyota Altesa / 2000cc		DNS				0	-

2014 YOKOHAMA ITCC - TOURING

1	26	Jason Hughes Honda Integra / 1800cc	14			15:39.650	1:05.118	12	102.276
2	37	Anthony Murtagh	14	5.425	5.425	15:45.075	1:05.730	7	101.324
3	76	Ian O'Driscoll Honda Civic	14	14.388	8.963	15:54.038	1:06.217	9	100.578
4	68	Alex Fawcett Rover 25	14	23.147	8.759	16:02.797	1:06.410	9	100.286
5	14	Vinny Keogh Fiat Punto Abarth / 1800cc	13	1 Lap	1 Lap	15:21.591	1:05.324	1	101.953
6	29	Robert Doherty Honda Civic / 1800cc	12	2 Laps	1 Lap	15:22.608	1:11.250	2	93.474

Margin of Victory	Avg. Speed	Best Lap Tm	Best Speed	Best Lap by
0.603	109.169	59.727	111.507	1 - Eric Holstein BMW M3 / 3201cc

Clerk of the Course: Ben Whelan

Orbits

Race Control: Ian Beatty

Chief Timekeeper: Paul Grogan

www.mylaps.com

Results are provisional until the conclusion of judicial & technical matters

Licensed to: Mondello Park Racing Circuit



IMRC Race Meeting

ITCC

Mondello Park National Circuit 1.850 Km

ITCC Race 2

13/04/2014 16:30

Race (15:00 Time) started at 16:15:24

<u>(1) Eric Holstein BMW M3 / 3201cc</u>		
1	1:03.677	+3.950
2	1:00.495	+0.768
3	1:00.099	+0.372
4	1:00.171	+0.444
5	1:00.646	+0.919
6	1:00.613	+0.886
7	1:00.494	+0.767
8	1:00.255	+0.528
9	1:00.564	+0.837
10	59.727	
11	1:01.197	+1.470
12	1:00.205	+0.478
13	1:00.106	+0.379
14	1:01.057	+1.330
15	1:03.476	+3.749

<u>(17) Dave O'Brien BMW E46 / 3246cc</u>		
1	1:03.458	+3.494
2	1:00.743	+0.779
3	1:00.165	+0.201
4	1:00.210	+0.246
5	1:00.886	+0.922
6	1:00.605	+0.641
7	1:00.465	+0.501
8	1:00.613	+0.649
9	1:00.671	+0.707
10	59.964	
11	1:01.085	+1.121
12	1:00.188	+0.224
13	1:00.046	+0.082
14	1:01.435	+1.471
15	1:03.439	+3.475

<u>(12) Eoghan Fogarty Honda Integra / 2</u>		
1	1:07.294	+5.321
2	1:02.780	+0.807
3	1:01.973	
4	1:03.508	+1.535
5	1:03.531	+1.558
6	1:03.108	+1.135
7	1:03.369	+1.396
8	1:03.657	+1.684
9	1:03.798	+1.825
10	1:02.864	+0.891
11	1:03.227	+1.254
12	1:03.700	+1.727
13	1:04.009	+2.036
14	1:07.658	+5.685
15	1:06.743	+4.770

<u>(18) Owain Drought Honda Integra</u>		
1	1:08.324	+5.340
2	1:05.033	+2.049
3	1:04.153	+1.169
4	1:03.383	+0.399
5	1:04.868	+1.884
6	1:04.163	+1.179
7	1:04.589	+1.605
8	1:04.018	+1.034
9	1:03.425	+0.441

10	1:02.984	
11	1:03.300	+0.316
12	1:03.710	+0.726
13	1:03.548	+0.564
14	1:05.382	+2.398
15	1:06.109	+3.125

<u>(10) Martin Duffy BMW M3</u>		
1	1:06.779	+4.431
2	1:14.179	+11.831
3	1:06.503	+4.155
4	1:07.599	+5.251
5	1:04.855	+2.507
6	1:04.507	+2.159
7	1:02.405	+0.057
8	1:02.348	
9	1:02.496	+0.148
10	1:02.593	+0.245
11	1:02.976	+0.628
12	1:03.572	+1.224
13	1:03.362	+1.014
14	1:05.463	+3.115
15	1:04.429	+2.081

<u>(20) Peter McGarry Peugeot 205</u>		
1	1:07.998	+3.335
2	1:07.342	+2.679
3	1:08.303	+3.640
4	1:07.463	+2.800
5	1:05.445	+0.782
6	1:06.768	+2.105
7	1:06.480	+1.817
8	1:05.302	+0.639
9	1:04.663	
10	1:05.178	+0.515
11	1:06.644	+1.981
12	1:05.185	+0.522
13	1:05.024	+0.361
14	1:09.429	+4.766

<u>(26) Jason Hughes Honda Integra / 180</u>		
1	1:08.691	+3.573
2	1:07.153	+2.035
3	1:05.964	+0.846
4	1:06.750	+1.632
5	1:06.434	+1.316
6	1:06.702	+1.584
7	1:06.593	+1.475
8	1:07.136	+2.018
9	1:06.430	+1.312
10	1:07.033	+1.915
11	1:05.877	+0.759
12	1:05.118	
13	1:05.983	+0.865
14	1:09.028	+3.910

<u>(37) Anthony Murtagh</u>		
1	1:10.972	+5.242
2	1:05.883	+0.153
3	1:06.297	+0.567
4	1:06.922	+1.192
5	1:06.143	+0.413

6	1:06.902	+1.172
7	1:05.730	
8	1:06.453	+0.723
9	1:07.401	+1.671
10	1:07.307	+1.577
11	1:06.344	+0.614
12	1:06.002	+0.272
13	1:09.082	+3.352
14	1:08.726	+2.996

<u>(76) Ian O'Driscoll Honda Civic</u>		
1	1:08.852	+2.635
2	1:06.566	+0.349
3	1:06.625	+0.408
4	1:06.280	+0.063
5	1:06.934	+0.717
6	1:06.641	+0.424
7	1:06.529	+0.312
8	1:07.219	+1.002
9	1:06.217	
10	1:07.467	+1.250
11	1:06.224	+0.007
12	1:06.897	+0.680
13	1:11.499	+5.282
14	1:15.958	+9.741

<u>(68) Alex Fawcett Rover 25</u>		
1	1:08.899	+2.489
2	1:06.648	+0.238
3	1:06.494	+0.084
4	1:06.693	+0.283
5	1:06.674	+0.264
6	1:07.018	+0.608
7	1:06.603	+0.193
8	1:06.626	+0.216
9	1:06.410	
10	1:06.678	+0.268
11	1:06.611	+0.201
12	1:07.087	+0.677
13	1:15.802	+9.392
14	1:20.153	+13.743

<u>(69) Robert Savage Honda Integra / 18</u>		
1	1:04.412	+1.104
2	1:04.458	+1.150
3	1:05.511	+2.203
4	1:03.598	+0.290
5	1:03.593	+0.285
6	1:03.642	+0.334
7	1:03.408	+0.100
8	1:03.397	+0.089
9	1:03.308	
10	1:03.638	+0.330
11	1:03.877	+0.569
12	1:03.415	+0.107
13	1:06.990	+3.682
14	1:08.138	+4.830

<u>(14) Vinny Keogh Fiat Punto Abarth / 1:</u>		
1	1:05.324	
2	1:10.425	+5.101
3	1:10.063	+4.739

4	1:09.883	+4.559
5	1:09.751	+4.427
6	1:10.133	+4.809
7	1:09.962	+4.638
8	1:09.612	+4.288
9	1:09.848	+4.524
10	1:09.627	+4.303
11	1:10.294	+4.970
12	1:10.437	+5.113
13	1:14.490	+9.166

<u>(29) Robert Doherty Honda Civic / 1800</u>		
1	1:15.228	+3.978
2	1:11.250	
3	1:11.296	+0.046
4	1:12.087	+0.837
5	1:13.493	+2.243
6	1:15.150	+3.900
7	1:19.308	+8.058
8	1:17.171	+5.921
9	1:20.814	+9.564
10	1:20.337	+9.087
11	1:19.017	+7.767
12	1:23.416	+12.166

<u>(21) Gareth Hayden Honda Integra</u>		
1	1:07.278	+4.597
2	1:03.155	+0.474
3	1:02.681	
4	1:03.281	+0.600

Clerk of the Course: Ben Whelan

Orbits

Race Control: Ian Beatty

Chief Timekeeper: Paul Grogan

Results are provisional until the conclusion of judicial & technical matters

www.mylaps.com

Licensed to: Mondello Park Racing Circuit


IMRC Race Meeting

Strykers & Legends

Mondello Park National Circuit 1.850 Km

Race 2

13/04/2014 16:55

Race (15:00 Time)



8	1:07.692 37 Ivor Greenwood Legend / 1250cc	15	
7	1:04.409 95 Niki Meredith Legend / 1250cc	13	
6		11	
5	1:05.338 8 Roger Welartane Stryker / 1800cc	9	
4	1:03.348 50 Pat Bergin Stryker / 1800cc	7	
3	1:03.528 5 Des Meehan Stryker / 1800cc	5	
2	1:02.904 90 Des Bruton Stryker / 1800cc	3	
1	1:02.294 77 Alan Watkins Stryker / 1800cc	1	POLE POSITION
		14	
	1:06.700 93 Joe Daly Legend / 1250cc		
		12	
		10	
	1:05.445 36 Colin Deering Stryker / 1800cc		
		8	
	1:04.693 1 Mark Baker Stryker / 1800cc		
		6	
	1:03.095 12 Dave Griffin Stryker / 1800cc		
		4	
	1:03.473 3 Greg Kelly Stryker / 1800cc		
		2	
	1:02.426 11 Alan Auerbach Stryker / 1800cc		



Clerk of the Course: Ben Whelan

Orbits

Race Control: Ian Beatty

Chief Timekeeper: Paul Grogan

Results are provisional until the conclusion of judicial & technical matters

www.mylaps.com

Licensed to: Mondello Park Racing Circuit



IMRC Race Meeting

Sorted on Laps

Strykers & Legends

Mondello Park National Circuit 1.850 Km

Race 2

13/04/2014 16:55

Race (15:00 Time) started at 16:38:15

Pos	No.	Name	Laps	Diff	Gap	Total Tm	Best Tm	In Lap	Best Speed
-----	-----	------	------	------	-----	----------	---------	--------	------------

2014 LEGENDS

1	95	Niki Meredith Legend / 1250cc	14			16:02.789	1:05.356	12	101.903
2	37	Ivor Greenwood Legend / 1250cc	14	9.129	9.129	16:11.918	1:05.834	7	101.164
3	98	Darragh Cormack Legend / 1250cc	14	30.027	20.898	16:32.816	1:07.335	12	98.908

Not classified

DNF	93	Joe Daly Legend / 1250cc	13	DNF		15:11.081	1:05.582	6	101.552
-----	----	--------------------------	----	-----	--	-----------	----------	---	---------

2014 STRYKER SPORTS CARS

1	77	Alan Watkins Stryker / 1800cc	15			15:42.037	1:01.905	14	107.584
2	11	Alan Auerbach Stryker / 1800cc	15	8.115	8.115	15:50.152	1:01.724	14	107.900
3	12	Dave Griffin Stryker / 1800cc	15	18.970	10.855	16:01.007	1:02.966	14	105.771
4	90	Des Bruton Stryker / 1800cc	15	19.282	0.312	16:01.319	1:02.852	13	105.963
5	1	Mark Baker Stryker / 1800cc	15	22.437	3.155	16:04.474	1:02.480	12	106.594
6	36	Colin Deering Stryker / 1800cc	15	27.292	4.855	16:09.329	1:03.179	15	105.415
7	3	Greg Kelly Stryker / 1800cc	15	27.772	0.480	16:09.809	1:03.139	15	105.482
8	8	Roger Welartane Stryker / 1800cc	15	29.021	1.249	16:11.058	1:03.144	12	105.473
9	5	Des Meehan Stryker / 1800cc	15	47.143	18.122	16:29.180	1:04.033	13	104.009

Not classified

DNF	50	Pat Bergin Stryker / 1800cc	14	DNF		15:06.823	1:03.107	9	105.535
-----	----	-----------------------------	----	-----	--	-----------	----------	---	---------

Margin of Victory	Avg. Speed	Best Lap Tm	Best Speed	Best Lap by
8.115	106.047	1:01.724	107.900	11 - Alan Auerbach Stryker / 1800cc

Clerk of the Course: Ben Whelan

Orbits

Race Control: Ian Beatty

Chief Timekeeper: Paul Grogan

www.mylaps.com

Results are provisional until the conclusion of judicial & technical matters

Licensed to: Mondello Park Racing Circuit



IMRC Race Meeting

Strykers & Legends

Mondello Park National Circuit 1.850 Km

Race 2

13/04/2014 16:55

Race (15:00 Time) started at 16:38:15

<u>(77) Alan Watkins Stryker / 1800cc</u>			10	1:04.470	+1.618	4	1:04.740	+1.596	<u>(98) Darragh Cormack Legend / 1250cc</u>		
1	1:06.421	+4.516	11	1:03.179	+0.327	5	1:04.106	+0.962	1	1:10.655	+3.320
2	1:03.509	+1.604	12	1:04.494	+1.642	6	1:03.626	+0.482	2	1:09.308	+1.973
3	1:02.768	+0.863	13	1:02.852		7	1:03.628	+0.484	3	1:08.226	+0.891
4	1:02.337	+0.432	14	1:03.037	+0.185	8	1:04.998	+1.854	4	1:08.684	+1.349
5	1:02.345	+0.440	15	1:06.960	+4.108	9	1:03.470	+0.326	5	1:08.584	+1.249
6	1:02.412	+0.507	<u>(1) Mark Baker Stryker / 1800cc</u>			10	1:03.188	+0.044	6	1:09.044	+1.709
7	1:02.496	+0.591	1	1:10.265	+7.785	11	1:03.331	+0.187	7	1:09.309	+1.974
8	1:02.724	+0.819	2	1:06.335	+3.855	12	1:03.144		8	1:09.014	+1.679
9	1:02.027	+0.122	3	1:04.438	+1.958	13	1:03.759	+0.615	9	1:11.839	+4.504
10	1:02.547	+0.642	4	1:03.921	+1.441	14	1:03.728	+0.584	10	1:07.407	+0.072
11	1:02.746	+0.841	5	1:04.429	+1.949	15	1:05.376	+2.232	11	1:07.366	+0.031
12	1:02.151	+0.246	6	1:04.076	+1.596	<u>(5) Des Meehan Stryker / 1800cc</u>			12	1:07.335	
13	1:02.630	+0.725	7	1:03.681	+1.201	1	1:08.544	+4.511	13	1:07.476	+0.141
14	1:01.905		8	1:03.607	+1.127	2	1:04.140	+0.107	14	1:07.964	+0.629
15	1:03.019	+1.114	9	1:03.562	+1.082	3	1:04.964	+0.931	<u>(50) Pat Bergin Stryker / 1800cc</u>		
<u>(11) Alan Auerbach Stryker / 1800cc</u>			10	1:04.004	+1.524	4	1:05.163	+1.130	1	1:08.476	+5.369
1	1:06.745	+5.021	11	1:02.790	+0.310	5	1:04.539	+0.506	2	1:04.923	+1.816
2	1:03.262	+1.538	12	1:02.480		6	1:04.519	+0.486	3	1:04.960	+1.853
3	1:03.061	+1.337	13	1:02.906	+0.426	7	1:04.637	+0.604	4	1:04.501	+1.394
4	1:02.608	+0.884	14	1:03.056	+0.576	8	1:20.263	+16.230	5	1:04.551	+1.444
5	1:02.092	+0.368	15	1:02.798	+0.318	9	1:04.708	+0.675	6	1:03.329	+0.222
6	1:02.391	+0.667	<u>(36) Colin Deering Stryker / 1800cc</u>			10	1:04.738	+0.705	7	1:04.671	+1.564
7	1:02.382	+0.658	1	1:09.906	+6.727	11	1:04.245	+0.212	8	1:05.363	+2.256
8	1:02.527	+0.803	2	1:05.433	+2.254	12	1:04.171	+0.138	9	1:03.107	
9	1:03.863	+2.139	3	1:04.479	+1.300	13	1:04.033		10	1:04.393	+1.286
10	1:03.081	+1.357	4	1:03.624	+0.445	14	1:04.151	+0.118	11	1:03.926	+0.819
11	1:01.936	+0.212	5	1:04.539	+1.360	15	1:04.815	+0.782	12	1:03.214	+0.107
12	1:01.792	+0.068	6	1:04.009	+0.830	<u>(95) Niki Meredith Legend / 1250cc</u>			13	1:03.892	+0.785
13	1:02.125	+0.401	7	1:03.283	+0.104	1	1:09.834	+4.478	14	1:04.459	+1.352
14	1:01.724		8	1:04.073	+0.894	2	1:07.335	+1.979	<u>(93) Joe Daly Legend / 1250cc</u>		
15	1:10.447	+8.723	9	1:03.994	+0.815	3	1:06.698	+1.342	1	1:10.456	+4.874
<u>(12) Dave Griffin Stryker / 1800cc</u>			10	1:04.329	+1.150	4	1:06.469	+1.113	2	1:07.590	+2.008
1	1:08.227	+5.261	11	1:03.716	+0.537	5	1:06.490	+1.134	3	1:07.301	+1.719
2	1:03.759	+0.793	12	1:01.262	-1.916	6	1:05.816	+0.460	4	1:07.543	+1.961
3	1:04.093	+1.127	13	1:02.906	-0.273	7	1:05.688	+0.332	5	1:06.313	+0.731
4	1:03.360	+0.394	14	1:07.529	+4.350	8	1:05.922	+0.566	6	1:05.582	
5	1:03.643	+0.677	15	1:03.179		9	1:06.403	+1.047	7	1:06.142	+0.560
6	1:03.584	+0.618	<u>(3) Greg Kelly Stryker / 1800cc</u>			10	1:06.379	+1.023	8	1:11.630	+6.048
7	1:03.713	+0.747	1	1:10.337	+7.198	11	1:05.546	+0.190	9	1:07.951	+2.369
8	1:03.991	+1.025	2	1:04.784	+1.645	12	1:05.356		10	1:07.740	+2.158
9	1:03.707	+0.741	3	1:04.552	+1.413	13	1:05.504	+0.148	11	1:06.402	+0.820
10	1:03.876	+0.910	4	1:04.107	+0.968	14	1:08.972	+3.616	12	1:09.378	+3.796
11	1:03.276	+0.310	5	1:06.067	+2.928	<u>(37) Ivor Greenwood Legend / 1250cc</u>			13	1:06.745	+1.163
12	1:03.249	+0.283	6	1:04.322	+1.183	1	1:10.789	+4.955			
13	1:03.223	+0.257	7	1:04.380	+1.241	2	1:07.349	+1.515			
14	1:02.966		8	1:05.060	+1.921	3	1:07.095	+1.261			
15	1:04.629	+1.663	9	1:04.336	+1.197	4	1:06.815	+0.981			
<u>(90) Des Bruton Stryker / 1800cc</u>			10	1:03.324	+0.185	5	1:05.876	+0.042			
1	1:08.320	+5.468	11	1:03.145	+0.006	6	1:06.157	+0.323			
2	1:04.274	+1.422	12	1:03.407	+0.268	7	1:05.834				
3	1:03.722	+0.870	13	1:03.703	+0.564	8	1:06.559	+0.725			
4	1:03.464	+0.612	14	1:04.010	+0.871	9	1:08.015	+2.181			
5	1:03.017	+0.165	15	1:03.139		10	1:06.214	+0.380			
6	1:03.109	+0.257	<u>(8) Roger Welartane Stryker / 1800cc</u>			11	1:06.837	+1.003			
7	1:03.402	+0.550	1	1:09.814	+6.670	12	1:07.239	+1.405			
8	1:03.074	+0.222	2	1:06.256	+3.112	13	1:06.646	+0.812			
9	1:03.091	+0.239	3	1:04.800	+1.656	14	1:09.812	+3.978			

Clerk of the Course: Ben Whelan

Orbits

Race Control: Ian Beatty

Chief Timekeeper: Paul Grogan

www.mylaps.com

Results are provisional until the conclusion of judicial & technical matters

Licensed to: Mondello Park Racing Circuit



IMRC Race Meeting

Ginetta Junior Ireland

Mondello Park National Circuit 1.850 Km

Race 2

13/04/2014 17:20

Race (15:00 Time)



4

1:12.247
8 Max Sheane Ginetta G20 / 1400cc

7

1:12.695
9 Charlie Linnane Ginetta G20 / 1400cc

8

3

1:08.625
27 James Roe Ginetta G20 / 1400cc

5

1:11.002
55 Loris Nikolov Ginetta G20 / 1400cc

6

2

1:08.940
21 Jordan Dempsey Ginetta G20 / 1400cc

3

1:08.678
52 Wilson Thompson Ginetta G20 / 1400cc

4

1

1:08.021
60 Jack Finlay Ginetta G20 / 1400cc

POLE POSITION 1

1:07.937
2 Johnnie Mulholland Ginetta G20 / 1400cc

2



Clerk of the Course: Ben Whelan

Orbits

Race Control: Ian Beatty

Chief Timekeeper: Paul Grogan

www.mylaps.com

Results are provisional until the conclusion of judicial & technical matters

Licensed to: Mondello Park Racing Circuit



IMRC Race Meeting

Sorted on Laps

Ginetta Junior Ireland

Mondello Park National Circuit 1.850 Km

Race 2

13/04/2014 17:20

Race (15:00 Time) started at 17:01:17

Pos	No.	Name	Laps	Diff	Gap	Total Tm	Best Tm	In Lap	Best Speed
1	2	Johnnie Mulholland Ginetta G20 / 1400cc	13			15:53.187	1:07.847	10	98.162
2	52	Wilson Thompson Ginetta G20 / 1400cc	13	7.711	7.711	16:00.898	1:08.567	6	97.131
3	21	Jordan Dempsey Ginetta G20 / 1400cc	13	15.563	7.852	16:08.750	1:08.680	11	96.971
4	27	James Roe Ginetta G20 / 1400cc	13	26.495	10.932	16:19.682	1:08.728	10	96.904
5	9	Charlie Linnane Ginetta G20 / 1400cc	13	31.957	5.462	16:25.144	1:10.390	12	94.616
6	55	Loris Nikolov Ginetta G20 / 1400cc	13	32.343	0.386	16:25.530	1:10.385	13	94.622
Not classified									
DNF	60	Jack Finlay Ginetta G20 / 1400cc		DNF		1.162		0	-
DQ	8	Max Sheane Ginetta G20 / 1400cc	13	DQ		16:40.639	1:11.244	11	93.482

Announcements

CAR NO.8 MAX SHEANE - VEHICLE REJECTED BY SCRUTINEERS AT POST RACE SCRUTINY

Margin of Victory	Avg. Speed	Best Lap Tm	Best Speed	Best Lap by
7.711	90.832	1:07.847	98.162	2 - Johnnie Mulholland Ginetta G

Clerk of the Course: Ben Whelan

Orbits

Race Control: Ian Beatty

Chief Timekeeper: Paul Grogan

www.mylaps.com

Results are provisional until the conclusion of judicial & technical matters

Licensed to: Mondello Park Racing Circuit

Printed: 13/04/2014 20:36:41



IMRC Race Meeting

Ginetta Junior Ireland

Mondello Park National Circuit 1.850 Km

Race 2

13/04/2014 17:20

Race (15:00 Time) started at 17:01:17

<u>(2) Johnnie Mulholland Ginetta G20 / 1400cc</u>			1	1:17.749	+7.359
1	1:12.092	+4.245	2	1:15.879	+5.489
2	1:11.917	+4.070	3	1:37.493	+27.103
3	1:45.954	+38.107	4	1:29.687	+19.297
4	1:30.057	+22.210	5	1:13.646	+3.256
5	1:08.422	+0.575	6	1:12.299	+1.909
6	1:08.122	+0.275	7	1:11.983	+1.593
7	1:08.033	+0.186	8	1:11.066	+0.676
8	1:07.906	+0.059	9	1:10.874	+0.484
9	1:08.107	+0.260	10	1:10.406	+0.016
10	1:07.847		11	1:10.449	+0.059
11	1:07.850	+0.003	12	1:10.390	
12	1:08.335	+0.488	13	1:10.758	+0.368
13	1:08.545	+0.698	<u>(55) Loris Nikolov Ginetta G20 / 1400cc</u>		
<u>(52) Wilson Thompson Ginetta G20 / 1400cc</u>			1	1:17.842	+7.457
1	1:12.793	+4.226	2	1:14.104	+3.719
2	1:11.657	+3.090	3	1:37.786	+27.401
3	1:45.205	+36.638	4	1:29.715	+19.330
4	1:29.836	+21.269	5	1:11.958	+1.573
5	1:08.856	+0.289	6	1:12.725	+2.340
6	1:08.567		7	1:11.170	+0.785
7	1:08.742	+0.175	8	1:11.890	+1.505
8	1:09.217	+0.650	9	1:11.889	+1.504
9	1:08.805	+0.238	10	1:10.834	+0.449
10	1:09.272	+0.705	11	1:11.285	+0.900
11	1:08.923	+0.356	12	1:10.982	+0.597
12	1:09.099	+0.532	13	1:10.385	
13	1:09.023	+0.456	<u>(8) Max Sheane Ginetta G20 / 1400cc</u>		
<u>(21) Jordan Dempsey Ginetta G20 / 1400cc</u>			1	1:16.161	+4.917
1	1:23.691	+15.011	2	1:15.126	+3.882
2	1:14.945	+6.265	3	1:38.354	+27.110
3	1:35.674	+26.994	4	1:29.601	+18.357
4	1:28.388	+19.708	5	1:12.917	+1.673
5	1:11.793	+3.113	6	1:14.034	+2.790
6	1:10.392	+1.712	7	1:12.663	+1.419
7	1:09.510	+0.830	8	1:12.549	+1.305
8	1:08.870	+0.190	9	1:11.775	+0.531
9	1:09.235	+0.555	10	1:12.354	+1.110
10	1:09.043	+0.363	11	1:11.244	
11	1:08.680		12	1:18.169	+6.925
12	1:08.903	+0.223	13	1:13.627	+2.383
13	1:08.833	+0.153	<u>(27) James Roe Ginetta G20 / 1400cc</u>		
<u>(9) Charlie Linnane Ginetta G20 / 1400cc</u>			1	1:23.804	+15.076
1	1:23.804	+15.076	2	1:15.235	+6.507
2	1:15.235	+6.507	3	1:35.162	+26.434
3	1:35.162	+26.434	4	1:28.345	+19.617
4	1:28.345	+19.617	5	1:12.516	+3.788
5	1:12.516	+3.788	6	1:12.618	+3.890
6	1:12.618	+3.890	7	1:12.076	+3.348
7	1:12.076	+3.348	8	1:09.724	+0.996
8	1:09.724	+0.996	9	1:10.737	+2.009
9	1:10.737	+2.009	10	1:08.728	
10	1:08.728		11	1:10.480	+1.752
11	1:10.480	+1.752	12	1:09.335	+0.607
12	1:09.335	+0.607	13	1:09.444	+0.716
13	1:09.444	+0.716	<u>(9) Charlie Linnane Ginetta G20 / 1400cc</u>		

Clerk of the Course: Ben Whelan

Race Control: Ian Beatty

Chief Timekeeper: Paul Grogan

Results are provisional until the conclusion of judicial & technical matters

Orbits

www.mylaps.com

Licensed to: Mondello Park Racing Circuit