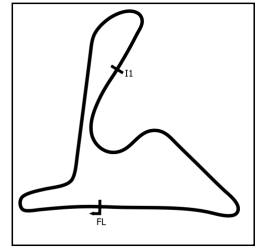


2023 MPSC 6 Hour Endurance Race

Mondello Park Fiesta Endurance

Endurance Testing 1 - SECTOR ANALYSIS



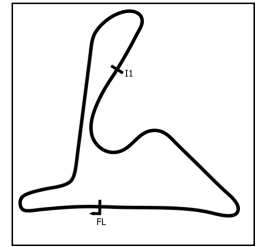
SECTOR 1 = FL to I1, SECTOR 2 = I1 to FL, DIFF = Difference To Personal Best Lap, P = Crossed Finish Line in Pit Lane, D = Time Disallowed

P1		3		Mika Lakkinen Talent		Ford Fiesta Zetec / 1250cc	
IDEAL LAP TIME : 1:11.783		BEST LAP TIME : 1:11.783		DIFFERENCE : 0.000			
D1: Alex Denning		D2: Liam Denning		D3: Chris Jones		D4: Max Turley	
LAP	SECTOR 1	SECTOR 2		LAP TIME	KPH	DIFF	TIME OF DAY
1 - D1	OUTLAP	41.691	105.3	1:30.991	72.87	19.208	13:06:56.755
2 - D1	41.774	37.189	110.0	1:18.963	83.97	7.180	13:08:15.718
3 - D1	40.324	36.769	110.6	1:17.093	86.01	5.310	13:09:32.811
4 - D1	39.863	36.477	110.4	1:16.340	86.86	4.557	13:10:49.151
5 - D1	38.992	36.492	103.0	1:15.484	87.84	3.701	13:12:04.635
6 - D1	47.238	38.914	105.8	1:26.152	76.97	14.369	13:13:30.787
7 - D1	39.628	IN PIT		2:10.050	P 50.98	58.267	13:15:40.837
8 - D1	OUTLAP	37.257	112.3	1:20.765	82.10	8.982	13:17:01.602
9 - D1	41.687	36.791	113.4	1:18.478	84.49	6.695	13:18:20.080
10 - D1	40.288	36.677	113.2	1:16.965	86.15	5.182	13:19:37.045
11 - D1	39.604	36.383	113.3	1:15.987	87.26	4.204	13:20:53.032
12 - D1	39.512	37.236	113.0	1:16.748	86.40	4.965	13:22:09.780
13 - D1	39.455	36.328	113.4	1:15.783	87.50	4.000	13:23:25.563
14 - D1	39.480	36.330	113.2	1:15.810	87.47	4.027	13:24:41.373
15 - D1	39.513	36.469	113.3	1:15.982	87.27	4.199	13:25:57.355
16 - D1	39.391	36.072	113.5	1:15.463	87.87	3.680	13:27:12.818
17 - D1	39.241	37.042	110.5	1:16.283	86.92	4.500	13:28:29.101
18 - D1	39.829	36.371	113.3	1:16.200	87.02	4.417	13:29:45.301
19 - D1	39.357	36.361	113.2	1:15.718	87.57	3.935	13:31:01.019
20 - D1	39.684	36.407	113.4	1:16.091	87.14	4.308	13:32:17.110
21 - D1	39.272	36.358	113.9	1:15.630	87.67	3.847	13:33:32.740
22 - D1	39.329	36.293	113.4	1:15.622	87.68	3.839	13:34:48.362
23 - D1	39.208	36.041	113.6	1:15.249	88.12	3.466	13:36:03.611
24 - D1	39.225	36.193	112.5	1:15.418	87.92	3.635	13:37:19.029
25 - D1	39.281	36.084	113.5	1:15.365	87.98	3.582	13:38:34.394
26 - D1	39.162	36.006	113.4	1:15.168	88.21	3.385	13:39:49.562
27 - D1	39.297	35.940	114.1	1:15.237	88.13	3.454	13:41:04.799
28 - D1	39.124	36.095	113.9	1:15.219	88.15	3.436	13:42:20.018
29 - D1	39.238	35.777	113.9	1:15.015	88.39	3.232	13:43:35.033
30 - D1	39.103	35.836	114.2	1:14.939	88.48	3.156	13:44:49.972
31 - D1	39.193	35.866	113.8	1:15.059	88.34	3.276	13:46:05.031
32 - D1	39.078	37.628	113.9	1:16.706	86.44	4.923	13:47:21.737
33 - D1	39.510	IN PIT		31:23.613	P 3.52	30:11.830	14:18:45.350
34 - D3	OUTLAP	40.684	107.6	1:29.765	73.87	17.982	14:20:15.115
35 - D3	44.227	39.232	108.1	1:23.459	79.45	11.676	14:21:38.574
36 - D3	42.921	38.096	108.3	1:21.017	81.84	9.234	14:22:59.591
37 - D3	42.398	38.520	109.3	1:20.918	81.94	9.135	14:24:20.509
38 - D3	41.784	37.446	107.5	1:19.230	83.69	7.447	14:25:39.739
39 - D3	41.568	38.266	108.5	1:19.834	83.06	8.051	14:26:59.573
40 - D3	41.448	37.860	108.0	1:19.308	83.61	7.525	14:28:18.881
41 - D3	41.220	36.998	110.2	1:18.218	84.77	6.435	14:29:37.099
42 - D3	40.665	36.811	110.3	1:17.476	85.59	5.693	14:30:54.575
43 - D3	47.409	IN PIT		16:27.940	P 6.71	15:16.157	14:47:22.515
44 - D4	OUTLAP	38.934	108.0	1:21.679	81.18	9.896	14:48:44.194
45 - D4	IN PIT			7:14.543	P 15.26	6:02.760	14:55:58.737
46 - D4	OUTLAP	36.867	111.2	1:19.440	83.47	7.657	14:57:18.177
47 - D4	38.832	36.042	111.5	1:14.874	88.56	3.091	14:58:33.051
48 - D4	38.703	36.093	111.6	1:14.796	88.65	3.013	14:59:47.847
49 - D4	38.541	35.736	112.1	1:14.277	89.27	2.494	15:01:02.124
50 - D4	38.274	36.286	111.5	1:14.560	88.93	2.777	15:02:16.684
51 - D4	38.890	36.393	110.4	1:15.283	88.08	3.500	15:03:31.967
52 - D4	38.495	35.869	111.1	1:14.364	89.17	2.581	15:04:46.331
53 - D4	38.398	35.648	111.8	1:14.046	89.55	2.263	15:06:00.377
54 - D4	38.351	35.474	112.2	1:13.825	89.82	2.042	15:07:14.202
55 - D4	38.261	35.434	112.6	1:13.695	89.98	1.912	15:08:27.897
56 - D4	38.212	IN PIT		2:07.859	P 51.86	56.076	15:10:35.756
57 - D1	OUTLAP	35.208	113.0	1:15.721	87.57	3.938	15:11:51.477
58 - D1	37.571	35.021	113.6	1:12.592	91.34	0.809	15:13:04.069
59 - D1	39.003	34.831	113.6	1:13.834	89.81	2.051	15:14:17.903
60 - D1	37.453	34.642	114.0	1:12.095	(3) 91.97	0.312	15:15:29.998
61 - D1	37.311	34.472	113.9	1:11.783	(1) 92.37		15:16:41.781

2023 MPSC 6 Hour Endurance Race

Mondello Park Fiesta Endurance

Endurance Testing 1 - SECTOR ANALYSIS



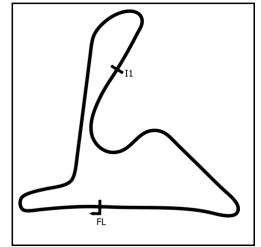
SECTOR 1 = FL to I1, SECTOR 2 = I1 to FL, DIFF = Difference To Personal Best Lap, P = Crossed Finish Line in Pit Lane, D = Time Disallowed

62 - D1	37.333	34.704	113.4	1:12.037 (2)	92.05	0.254	15:17:53.818
63 - D1	38.042	IN PIT		4:21.050 P	25.40	3:09.267	15:22:14.868
64 - D3	OUTLAP	IN PIT		5:44.003 P	19.27	4:32.220	15:27:58.871
65 - D3	OUTLAP	36.629	110.6	1:22.295	80.57	10.512	15:29:21.166
66 - D3	39.813	36.059	111.1	1:15.872	87.39	4.089	15:30:37.038
67 - D3	40.100	37.477	109.0	1:17.577	85.47	5.794	15:31:54.615
68 - D3	46.324	IN PIT		19:10.414 P	5.76	17:58.631	15:51:05.029
69 - D1	OUTLAP	38.035	108.9	1:22.437	80.43	10.654	15:52:27.466
70 - D1	42.354	37.916	109.9	1:20.270	82.61	8.487	15:53:47.736
71 - D1	42.902	IN PIT		5:23.864 P	20.47	4:12.081	15:59:11.600
72 - D1	OUTLAP	40.302	104.5	1:27.185	76.05	15.402	16:00:38.785
73 - D1	42.183	44.879	108.9	1:27.062	76.16	15.279	16:02:05.847
74 - D1	40.743	37.571	108.2	1:18.314	84.67	6.531	16:03:24.161
75 - D1	41.118	IN PIT		2:02.431 P	54.16	50.648	16:05:26.592
76 - D1	OUTLAP	IN PIT		7:53.074 P	14.01	6:41.291	16:13:19.666
77 - D1	OUTLAP	38.543	109.9	1:22.815	80.07	11.032	16:14:42.481
78 - D1	OUTLAP	IN PIT		7:21.868 P	15.00	6:10.085	16:22:04.349
79 - D4	OUTLAP	38.456	109.8	1:24.019	78.92	12.236	16:23:28.368
80 - D4	41.511	38.552	108.5	1:20.063	82.82	8.280	16:24:48.431
81 - D4	41.413	39.071	106.1	1:20.484	82.39	8.701	16:26:08.915
82 - D4	42.483	IN PIT		2:10.904 P	50.65	59.121	16:28:19.819
83 - D4	OUTLAP	IN PIT		2:30.163 P	44.16	1:18.380	16:30:49.982
84 - D4	OUTLAP	IN PIT		1:49.501 P	60.55	37.718	16:32:39.483
85 - D4	OUTLAP	IN PIT		2:02.595 P	54.09	50.812	16:34:42.078
86 - D4	OUTLAP	IN PIT		2:02.737 P	54.02	50.954	16:36:44.815
87 - D4	OUTLAP	IN PIT		1:58.409 P	56.00	46.626	16:38:43.224
88 - D4	OUTLAP	IN PIT		2:08.628 P	51.55	56.845	16:40:51.852
89 - D4	OUTLAP	IN PIT		1:53.754 P	58.29	41.971	16:42:45.606
90 - D4	OUTLAP	IN PIT		1:57.700 P	56.33	45.917	16:44:43.306
91 - D4	OUTLAP	IN PIT		2:12.659 P	49.98	1:00.876	16:46:55.965
92 - D4	OUTLAP	IN PIT		1:49.150 P	60.75	37.367	16:48:45.115
93 - D4	OUTLAP	IN PIT		1:55.181 P	57.57	43.398	16:50:40.296

2023 MPSC 6 Hour Endurance Race

Mondello Park Fiesta Endurance

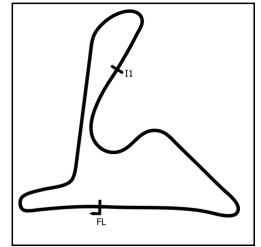
Endurance Testing 1 - SECTOR ANALYSIS



SECTOR 1 = FL to I1, SECTOR 2 = I1 to FL, DIFF = Difference To Personal Best Lap, P = Crossed Finish Line in Pit Lane, D = Time Disallowed

P2 32		Murray Motorsport		Ford Fiesta Zetec / 1250cc			
IDEAL LAP TIME : 1:11.910		BEST LAP TIME : 1:12.015		DIFFERENCE : 0.105			
D1: Niall Murray		D2: Eddie Peterson		D3: Eoin Murray			
LAP	SECTOR 1	SECTOR 2		LAP TIME	KPH	DIFF	TIME OF DAY
1 - D2	OUTLAP	40.642	95.8	1:28.199	75.18	16.184	12:19:43.051
2 - D2	43.263	39.525	97.5	1:22.788	80.09	10.773	12:21:05.839
3 - D2	43.079	39.353	97.2	1:22.432	80.44	10.417	12:22:28.271
4 - D2	42.296	40.100	99.8	1:22.396	80.47	10.381	12:23:50.667
5 - D2	42.268	38.425	101.7	1:20.693	82.17	8.678	12:25:11.360
6 - D2	41.456	38.625	103.5	1:20.081	82.80	8.066	12:26:31.441
7 - D2	42.774	37.816	105.9	1:20.590	82.28	8.575	12:27:52.031
8 - D2	40.698	37.852	105.6	1:18.550	84.42	6.535	12:29:10.581
9 - D2	40.474	37.280	108.3	1:17.754	85.28	5.739	12:30:28.335
10 - D2	40.965	37.491	106.1	1:18.456	84.52	6.441	12:31:46.791
11 - D2	40.683	37.034	107.0	1:17.717	85.32	5.702	12:33:04.508
12 - D2	40.133	37.224	108.0	1:17.357	85.72	5.342	12:34:21.865
13 - D2	39.984	37.120	107.2	1:17.104	86.00	5.089	12:35:38.969
14 - D2	39.908	37.171	107.6	1:17.079	86.03	5.064	12:36:56.048
15 - D2	39.967	36.805	110.0	1:16.772	86.37	4.757	12:38:12.820
16 - D2	39.604	36.944	110.0	1:16.548	86.62	4.533	12:39:29.368
17 - D2	39.483	36.555	110.7	1:16.038	87.20	4.023	12:40:45.406
18 - D2	40.173	IN PIT		4:03.754	P 27.20	2:51.739	12:44:49.160
19 - D2	OUTLAP	37.064	110.2	1:19.600	83.30	7.585	12:46:08.760
20 - D2	40.232	36.786	110.4	1:17.018	86.09	5.003	12:47:25.778
21 - D2	39.535	36.853	110.3	1:16.388	86.80	4.373	12:48:42.166
22 - D2	39.693	36.649	110.5	1:16.342	86.86	4.327	12:49:58.508
23 - D2	40.475	IN PIT		18:26.203	P 5.99	17:14.188	13:08:24.711
24 - D3	OUTLAP	37.312	109.9	1:22.073	80.79	10.058	13:09:46.784
25 - D3	40.435	38.201	110.4	1:18.636	84.32	6.621	13:11:05.420
26 - D3	39.685	36.639	110.6	1:16.324	86.88	4.309	13:12:21.744
27 - D3	39.126	36.479	109.5	1:15.605	87.70	3.590	13:13:37.349
28 - D3	39.032	36.219	112.3	1:15.251	88.12	3.236	13:14:52.600
29 - D3	38.612	36.293	112.8	1:14.905	88.52	2.890	13:16:07.505
30 - D3	45.753	36.148	111.8	1:21.901	80.96	9.886	13:17:29.406
31 - D3	38.709	IN PIT		2:54.675	P 37.96	1:42.660	13:20:24.081
32 - D3	OUTLAP	36.015	111.5	1:18.675	84.28	6.660	13:21:42.756
33 - D3	38.609	36.121	111.2	1:14.730	88.73	2.715	13:22:57.486
34 - D3	38.694	36.617	110.5	1:15.311	88.05	3.296	13:24:12.797
35 - D3	38.773	36.347	112.0	1:15.120	88.27	3.105	13:25:27.917
36 - D3	38.694	IN PIT		54:59.561	P 2.00	53:47.546	14:20:27.478
37 - D1	OUTLAP	39.031	109.7	1:21.904	80.96	9.889	14:21:49.382
38 - D1	38.663	36.484	111.4	1:15.147	88.24	3.132	14:23:04.529
39 - D1	38.615	36.754	111.1	1:15.369	87.98	3.354	14:24:19.898
40 - D1	38.675	IN PIT		14:49.513	P 7.45	13:37.498	14:39:09.411
41 - D1	OUTLAP	37.294	110.9	1:18.535	84.43	6.520	14:40:27.946
42 - D1	38.512	IN PIT		31:18.102	P 3.53	30:06.087	15:11:46.048
43 - D1	OUTLAP	35.295	111.8	1:16.893	86.23	4.878	15:13:02.941
44 - D1	37.922	34.982	112.6	1:12.904	(3) 90.95	0.889	15:14:15.845
45 - D1	37.731	35.105	112.8	1:12.836	(2) 91.04	0.821	15:15:28.681
46 - D1	37.526	34.489	113.4	1:12.015	(1) 92.08		15:16:40.696
47 - D1	37.421	IN PIT		17:04.072	P 6.47	15:52.057	15:33:44.768
48 - D2	OUTLAP	37.351	110.6	1:21.147	81.71	9.132	15:35:05.915
49 - D2	40.374	37.328	110.4	1:17.702	85.34	5.687	15:36:23.617
50 - D2	40.684	37.413	110.6	1:18.097	84.90	6.082	15:37:41.714
51 - D2	41.363	37.187	110.4	1:18.550	84.42	6.535	15:39:00.264
52 - D2	40.408	37.400	110.4	1:17.808	85.22	5.793	15:40:18.072
53 - D2	41.214	37.813	110.2	1:19.027	83.91	7.012	15:41:37.099
54 - D2	40.553	37.166	110.4	1:17.719	85.32	5.704	15:42:54.818
55 - D2	41.032	37.362	109.8	1:18.394	84.58	6.379	15:44:13.212
56 - D2	40.808	37.258	109.8	1:18.066	84.94	6.051	15:45:31.278
57 - D2	40.379	37.192	110.4	1:17.571	85.48	5.556	15:46:48.849
58 - D2	40.194	37.049	110.5	1:17.243	85.84	5.228	15:48:06.092
59 - D2	40.357	37.190	109.8	1:17.547	85.51	5.532	15:49:23.639
60 - D2	40.703	37.165	110.0	1:17.868	85.15	5.853	15:50:41.507
61 - D2	40.355	37.060	110.3	1:17.415	85.65	5.400	15:51:58.922

2023 MPSC 6 Hour Endurance Race
Mondello Park Fiesta Endurance
Endurance Testing 1 - SECTOR ANALYSIS



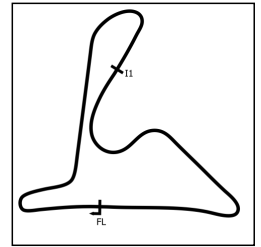
SECTOR 1 = FL to I1, SECTOR 2 = I1 to FL, DIFF = Difference To Personal Best Lap, P = Crossed Finish Line in Pit Lane, D = Time Disallowed

62 - D2	40.319	37.317	110.5	1:17.636	85.41	5.621	15:53:16.558
63 - D2	40.116	36.966	110.7	1:17.082	86.02	5.067	15:54:33.640
64 - D2	40.333	37.434	109.5	1:17.767	85.27	5.752	15:55:51.407
65 - D2	40.222	37.153	111.1	1:17.375	85.70	5.360	15:57:08.782
66 - D2	40.110	37.748	109.6	1:17.858	85.17	5.843	15:58:26.640
67 - D2	41.058	38.970	109.8	1:20.028	82.86	8.013	15:59:46.668
68 - D2	40.378	37.093	110.8	1:17.471	85.59	5.456	16:01:04.139
69 - D2	40.030	37.334	112.0	1:17.364	85.71	5.349	16:02:21.503
70 - D2	40.864	37.324	111.1	1:18.188	84.81	6.173	16:03:39.691
71 - D2	39.913	36.830	111.8	1:16.743	86.40	4.728	16:04:56.434
72 - D2	40.557	37.826	109.8	1:18.383	84.59	6.368	16:06:14.817
73 - D2	41.141	IN PIT		28:22.542	P 3.89	27:10.527	16:34:37.359
74 - D2	OUTLAP	37.171	110.9	1:22.134	80.73	10.119	16:35:59.493
75 - D2	40.489	36.923	111.4	1:17.412	85.66	5.397	16:37:16.905
76 - D2	40.113	36.643	111.9	1:16.756	86.39	4.741	16:38:33.661
77 - D2	40.164	36.983	110.9	1:17.147	85.95	5.132	16:39:50.808
78 - D2			112.5	1:16.589	86.58	4.574	16:41:07.397
79 - D2	39.431	36.327	112.5	1:15.758	87.53	3.743	16:42:23.155
80 - D2	39.700	37.079	112.0	1:16.779	86.36	4.764	16:43:39.934
81 - D2	40.678	36.586	111.9	1:17.264	85.82	5.249	16:44:57.198
82 - D2	39.864	IN PIT		10:35.047	P 10.44	9:23.032	16:55:32.245
83 - D3	OUTLAP	IN PIT		2:26.460	P 45.27	1:14.445	16:57:58.705

2023 MPSC 6 Hour Endurance Race

Mondello Park Fiesta Endurance

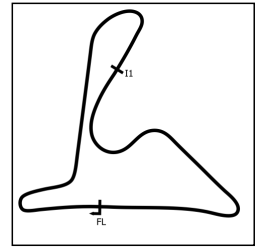
Endurance Testing 1 - SECTOR ANALYSIS



SECTOR 1 = FL to I1, SECTOR 2 = I1 to FL, DIFF = Difference To Personal Best Lap, P = Crossed Finish Line in Pit Lane, D = Time Disallowed

P3		2		LOH Old/New		Ford Fiesta Zetec / 1250cc	
IDEAL LAP TIME : 1:12.410		BEST LAP TIME : 1:12.480		DIFFERENCE : 0.070			
D1: David Maguire Jnr		D2: Michael Cullen		D3: David Maguire		D4: Victor Cullen	
LAP	SECTOR 1	SECTOR 2		LAP TIME	KPH	DIFF	TIME OF DAY
1 - D1	OUTLAP	40.241	107.6	1:26.736	76.45	14.256	12:25:51.656
2 - D1	42.410	39.797	96.9	1:22.207	80.66	9.727	12:27:13.863
3 - D1	40.665	37.561	108.3	1:18.226	84.76	5.746	12:28:32.089
4 - D1	39.833	37.018	110.6	1:16.851	86.28	4.371	12:29:48.940
5 - D1	39.492	36.862	111.6	1:16.354	86.84	3.874	12:31:05.294
6 - D1	39.401	37.025	110.7	1:16.426	86.76	3.946	12:32:21.720
7 - D1	39.230	IN PIT		6:04.377	P 18.19	4:51.897	12:38:26.097
8 - D4	OUTLAP	39.031	108.1	1:24.784	78.21	12.304	12:39:50.881
9 - D4	41.902	37.844	109.6	1:19.746	83.15	7.266	12:41:10.627
10 - D4	41.907	38.295	106.4	1:20.202	82.68	7.722	12:42:30.829
11 - D4	41.200	37.696	109.8	1:18.896	84.04	6.416	12:43:49.725
12 - D4	40.860	38.284	109.6	1:19.144	83.78	6.664	12:45:08.869
13 - D4	42.059	IN PIT		14:45.471	P 7.48	13:32.991	12:59:54.340
14 - D3	OUTLAP	39.318	109.7	1:25.044	77.97	12.564	13:01:19.384
15 - D3	42.062	38.899	112.0	1:20.961	81.90	8.481	13:02:40.345
16 - D3	40.445	37.557	111.6	1:18.002	85.01	5.522	13:03:58.347
17 - D3	40.584	37.339	111.6	1:17.923	85.09	5.443	13:05:16.270
18 - D3	40.190	37.408	111.4	1:17.598	85.45	5.118	13:06:33.868
19 - D3	40.480	37.394	112.0	1:17.874	85.15	5.394	13:07:51.742
20 - D3	40.540	37.212	111.6	1:17.752	85.28	5.272	13:09:09.494
21 - D3	40.110	37.048	112.3	1:17.158	85.94	4.678	13:10:26.652
22 - D3	41.799	IN PIT		12:59.525	P 8.50	11:47.045	13:23:26.177
23 - D1	OUTLAP	36.552	111.8	1:17.330	85.75	4.850	13:24:43.507
24 - D1	38.833	36.551	112.5	1:15.384	87.96	2.904	13:25:58.891
25 - D1	38.562	36.234	112.8	1:14.796	88.65	2.316	13:27:13.687
26 - D1	38.631	36.985	111.3	1:15.616	87.69	3.136	13:28:29.303
27 - D1	38.636	36.056	112.7	1:14.692	88.78	2.212	13:29:43.995
28 - D1	38.252	35.951	111.9	1:14.203	89.36	1.723	13:30:58.198
29 - D1	38.452	36.298	112.6	1:14.750	88.71	2.270	13:32:12.948
30 - D1	38.635	35.955	112.2	1:14.590	88.90	2.110	13:33:27.538
31 - D1	38.360	IN PIT		16:41.229	P 6.62	15:28.749	13:50:08.767
32 - D2	OUTLAP	36.629	111.1	1:20.831	82.03	8.351	13:51:29.598
33 - D2	39.242	IN PIT		5:38.337	P 19.59	4:25.857	13:57:07.935
34 - D2	OUTLAP	36.662	111.1	1:18.908	84.03	6.428	13:58:26.843
35 - D2	39.845	37.049	109.8	1:16.894	86.23	4.414	13:59:43.737
36 - D2	39.402	37.655	110.9	1:17.057	86.05	4.577	14:01:00.794
37 - D2	39.203	36.384	110.9	1:15.587	87.72	3.107	14:02:16.381
38 - D2	39.513	IN PIT		14:41.184	P 7.52	13:28.704	14:16:57.565
39 - D2	OUTLAP	36.731	110.4	1:18.987	83.95	6.507	14:18:16.552
40 - D2	39.149	36.457	111.4	1:15.606	87.70	3.126	14:19:32.158
41 - D2	39.036	36.339	110.7	1:15.375	87.97	2.895	14:20:47.533
42 - D2	39.259	36.133	110.9	1:15.392	87.95	2.912	14:22:02.925
43 - D2	39.204	IN PIT		19:29.654	P 5.66	18:17.174	14:41:32.579
44 - D4	OUTLAP	37.665	109.3	1:21.554	81.31	9.074	14:42:54.133
45 - D4	40.259	36.862	110.5	1:17.121	85.98	4.641	14:44:11.254
46 - D4	39.969	36.752	110.5	1:16.721	86.43	4.241	14:45:27.975
47 - D4	39.527	36.590	109.8	1:16.117	87.11	3.637	14:46:44.092
48 - D4	39.448	36.389	110.5	1:15.837	87.44	3.357	14:47:59.929
49 - D4	40.017	IN PIT		24:39.744	P 4.48	23:27.264	15:12:39.673
50 - D1	OUTLAP	35.605	111.6	1:16.137	87.09	3.657	15:13:55.810
51 - D1	37.950	35.128	112.2	1:13.078	(3) 90.74	0.598	15:15:08.888
52 - D1	1:08.322	37.152	112.1	1:45.474	62.87	32.994	15:16:54.362
53 - D1	37.827	38.228	112.2	1:16.055	87.18	3.575	15:18:10.417
54 - D1	38.112	35.142	112.2	1:13.254	90.52	0.774	15:19:23.671
55 - D1	37.724	35.003	112.8	1:12.727	(2) 91.17	0.247	15:20:36.398
56 - D1	37.695	34.785	112.9	1:12.480	(1) 91.49		15:21:48.878
57 - D1	37.625	IN PIT		1:26:17.266	P 1.28	1:25:04.786	16:48:06.144
58 - D3	OUTLAP	39.945	106.2	1:27.949	75.39	15.469	16:49:34.093
59 - D3	42.820	38.502	108.3	1:21.322	81.54	8.842	16:50:55.415
60 - D3	42.135	38.367	109.3	1:20.502	82.37	8.022	16:52:15.917
61 - D3	41.373	38.196	109.4	1:19.569	83.33	7.089	16:53:35.486

2023 MPSC 6 Hour Endurance Race
Mondello Park Fiesta Endurance
Endurance Testing 1 - SECTOR ANALYSIS



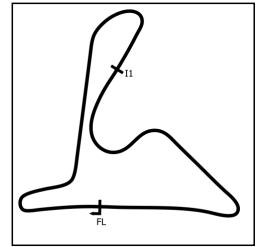
SECTOR 1 = FL to I1, SECTOR 2 = I1 to FL, DIFF = Difference To Personal Best Lap, P = Crossed Finish Line in Pit Lane, D = Time Disallowed

62 - D3	41.191	37.898	109.8	1:19.089	83.84	6.609	16:54:54.575
63 - D3	41.366	38.058	109.5	1:19.424	83.49	6.944	16:56:13.999
64 - D3	41.050	37.637	109.7	1:18.687	84.27	6.207	16:57:32.686
65 - D3	40.925	37.555	110.6	1:18.480	84.49	6.000	16:58:51.166

2023 MPSC 6 Hour Endurance Race

Mondello Park Fiesta Endurance

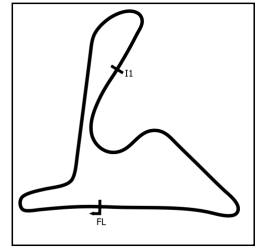
Endurance Testing 1 - SECTOR ANALYSIS



SECTOR 1 = FL to I1, SECTOR 2 = I1 to FL, DIFF = Difference To Personal Best Lap, P = Crossed Finish Line in Pit Lane, D = Time Disallowed

P4 13 Archer Motorsports		Ford Fiesta Zetec / 1250cc					
IDEAL LAP TIME : 1:12.716		BEST LAP TIME : 1:12.716		DIFFERENCE : 0.000			
D1: Andy Kavanagh		D2: Billy White		D3: Joe Courtney			
LAP	SECTOR 1	SECTOR 2		LAP TIME	KPH	DIFF	TIME OF DAY
1 - D1	OUTLAP	39.283	107.0	1:25.487	77.56	12.771	12:28:48.740
2 - D1	44.229	38.409	107.1	1:22.638	80.24	9.922	12:30:11.378
3 - D1	40.972	37.731	109.2	1:18.703	84.25	5.987	12:31:30.081
4 - D1	40.732	38.009	109.0	1:18.741	84.21	6.025	12:32:48.822
5 - D1	40.478	37.560	109.9	1:18.038	84.97	5.322	12:34:06.860
6 - D1	40.152	37.034	110.7	1:17.186	85.91	4.470	12:35:24.046
7 - D1	40.100	37.291	111.3	1:17.391	85.68	4.675	12:36:41.437
8 - D1	40.181	36.908	111.6	1:17.089	86.02	4.373	12:37:58.526
9 - D1	39.884	IN PIT		25:42.479	P 4.29	24:29.763	13:03:41.005
10 - D2	OUTLAP	38.953	109.3	1:25.767	77.31	13.051	13:05:06.772
11 - D2	41.927	38.387	110.5	1:20.314	82.56	7.598	13:06:27.086
12 - D2	40.519	38.384	109.6	1:18.903	84.04	6.187	13:07:45.989
13 - D2	43.282	IN PIT		11:55.117	P 9.27	10:42.401	13:19:41.106
14 - D3	OUTLAP	39.789	110.5	1:27.524	75.76	14.808	13:21:08.630
15 - D3	41.348	39.524	109.8	1:20.872	81.99	8.156	13:22:29.502
16 - D3	40.797	37.984	111.5	1:18.781	84.17	6.065	13:23:48.283
17 - D3	40.140	37.386	112.5	1:17.526	85.53	4.810	13:25:05.809
18 - D3	41.072	37.125	111.8	1:18.197	84.80	5.481	13:26:24.006
19 - D3	39.731	37.116	111.6	1:16.847	86.29	4.131	13:27:40.853
20 - D3	40.441	37.879	110.6	1:18.320	84.66	5.604	13:28:59.173
21 - D3	39.971	36.812	111.6	1:16.783	86.36	4.067	13:30:15.956
22 - D3	39.613	36.539	111.9	1:16.152	87.07	3.436	13:31:32.108
23 - D3	39.655	36.987	110.9	1:16.642	86.52	3.926	13:32:48.750
24 - D3	39.933	37.034	112.9	1:16.967	86.15	4.251	13:34:05.717
25 - D3	39.373	37.751	110.7	1:17.124	85.98	4.408	13:35:22.841
26 - D3	39.300	36.463	112.6	1:15.763	87.52	3.047	13:36:38.604
27 - D3	39.109	36.348	112.3	1:15.457	87.88	2.741	13:37:54.061
28 - D3	39.013	36.803	112.7	1:15.816	87.46	3.100	13:39:09.877
29 - D3	43.780	IN PIT		29:51.627	P 3.70	28:38.911	14:09:01.504
30 - D2	OUTLAP	37.794	109.4	1:20.718	82.15	8.002	14:10:22.222
31 - D2	39.877	36.780	110.8	1:16.657	86.50	3.941	14:11:38.879
32 - D2	40.152	37.824	108.4	1:17.976	85.04	5.260	14:12:56.855
33 - D2	38.991	36.928	107.2	1:15.919	87.34	3.203	14:14:12.774
34 - D2	38.703	36.552	110.9	1:15.255	88.11	2.539	14:15:28.029
35 - D2	39.797	36.128	111.8	1:15.925	87.33	3.209	14:16:43.954
36 - D2	39.373	36.364	111.2	1:15.737	87.55	3.021	14:17:59.691
37 - D2	39.026	36.675	111.6	1:15.701	87.59	2.985	14:19:15.392
38 - D2	39.765	36.430	111.6	1:16.195	87.02	3.479	14:20:31.587
39 - D2	39.493	36.606	110.9	1:16.099	87.13	3.383	14:21:47.686
40 - D2	38.629	36.618	110.5	1:15.247	88.12	2.531	14:23:02.933
41 - D2	39.336	37.477	110.7	1:16.813	86.32	4.097	14:24:19.746
42 - D2	39.486	36.689	110.9	1:16.175	87.05	3.459	14:25:35.921
43 - D2	40.060	IN PIT		29:14.796	P 3.77	28:02.080	14:54:50.717
44 - D1	OUTLAP	36.812	110.8	1:20.534	82.34	7.818	14:56:11.251
45 - D1	38.601	36.614	111.3	1:15.215	88.16	2.499	14:57:26.466
46 - D1	38.444	36.266	111.4	1:14.710	88.75	1.994	14:58:41.176
47 - D1	38.312	35.943	112.0	1:14.255	89.30	1.539	14:59:55.431
48 - D1	38.260	35.541	112.7	1:13.801	89.85	1.085	15:01:09.232
49 - D1	38.214	35.497	112.8	1:13.711	89.96	0.995	15:02:22.943
50 - D1	38.042	36.966	112.1	1:15.008	88.40	2.292	15:03:37.951
51 - D1	38.692	35.575	113.3	1:14.267	89.28	1.551	15:04:52.218
52 - D1	37.941	36.630	111.6	1:14.571	88.92	1.855	15:06:06.789
53 - D1	38.035	35.199	112.9	1:13.234	(3) 90.54	0.518	15:07:20.023
54 - D1	38.085	34.996	112.7	1:13.081	(2) 90.73	0.365	15:08:33.104
55 - D1	37.785	34.931	112.9	1:12.716	(1) 91.19		15:09:45.820
56 - D1	38.193	IN PIT		10:05.929	P 10.94	8:53.213	15:19:51.749
57 - D3	OUTLAP	37.082	111.3	1:20.758	82.11	8.042	15:21:12.507
58 - D3	38.942	36.131	112.0	1:15.073	88.33	2.357	15:22:27.580
59 - D3	39.752	IN PIT		5:36.812	P 19.68	4:24.096	15:28:04.392
60 - D3	OUTLAP	36.504	111.5	1:18.625	84.33	5.909	15:29:23.017
61 - D3	39.098	35.963	112.2	1:15.061	88.34	2.345	15:30:38.078

2023 MPSC 6 Hour Endurance Race
Mondello Park Fiesta Endurance
Endurance Testing 1 - SECTOR ANALYSIS



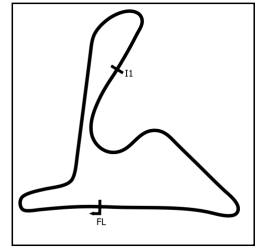
SECTOR 1 = FL to I1, SECTOR 2 = I1 to FL, DIFF = Difference To Personal Best Lap, P = Crossed Finish Line in Pit Lane, D = Time Disallowed

62 - D3	40.383	37.748	110.5	1:18.131	84.87	5.415	15:31:56.209
63 - D3	43.179	38.803	109.5	1:21.982	80.88	9.266	15:33:18.191
64 - D3	41.584	38.409	109.6	1:19.993	82.89	7.277	15:34:38.184
65 - D3	41.211	37.931	110.5	1:19.142	83.78	6.426	15:35:57.326
66 - D3	41.584	38.103	110.4	1:19.687	83.21	6.971	15:37:17.013

2023 MPSC 6 Hour Endurance Race

Mondello Park Fiesta Endurance

Endurance Testing 1 - SECTOR ANALYSIS



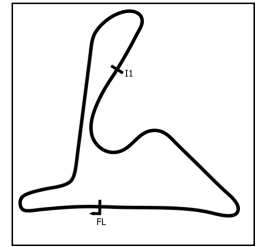
SECTOR 1 = FL to I1, SECTOR 2 = I1 to FL, DIFF = Difference To Personal Best Lap, P = Crossed Finish Line in Pit Lane, D = Time Disallowed

P5 27		Rabbitt Brothers Racing		Ford Fiesta Zetec / 1250cc			
IDEAL LAP TIME : 1:12.829		BEST LAP TIME : 1:12.846		DIFFERENCE : 0.017			
D1: Keith Rabbitt		D2: Shane Rabbitt		D3: Barry Rabbitt			
LAP	SECTOR 1	SECTOR 2		LAP TIME	KPH	DIFF	TIME OF DAY
1 - D1	OUTLAP	40.704	106.6	1:32.961	71.33	20.115	12:07:15.236
2 - D1	42.259	38.062	109.0	1:20.321	82.55	7.475	12:08:35.557
3 - D1	41.384	37.727	109.8	1:19.111	83.82	6.265	12:09:54.668
4 - D1	40.392	37.659	110.3	1:18.051	84.95	5.205	12:11:12.719
5 - D1	40.277	37.703	108.1	1:17.980	85.03	5.134	12:12:30.699
6 - D1	40.114	37.291	109.9	1:17.405	85.66	4.559	12:13:48.104
7 - D1	40.408	37.036	108.9	1:17.444	85.62	4.598	12:15:05.548
8 - D1	39.676	36.341	112.5	1:16.017	87.23	3.171	12:16:21.565
9 - D1	47.224	IN PIT		5:39.651	P 19.52	4:26.805	12:22:01.216
10 - D1	OUTLAP	36.667	110.8	1:19.755	83.14	6.909	12:23:20.971
11 - D1	39.869	36.634	110.7	1:16.503	86.67	3.657	12:24:37.474
12 - D1	39.679	36.401	112.6	1:16.080	87.16	3.234	12:25:53.554
13 - D1	39.922	36.550	111.3	1:16.472	86.71	3.626	12:27:10.026
14 - D1	39.631	36.456	111.5	1:16.087	87.15	3.241	12:28:26.113
15 - D1	39.615	36.679	111.4	1:16.294	86.91	3.448	12:29:42.407
16 - D1	39.556	36.699	111.1	1:16.255	86.96	3.409	12:30:58.662
17 - D1	39.749	36.453	110.9	1:16.202	87.02	3.356	12:32:14.864
18 - D1	45.980	IN PIT		4:30.477	P 24.51	3:17.631	12:36:45.341
19 - D2	OUTLAP	38.121	109.4	1:21.349	81.51	8.503	12:38:06.690
20 - D2	41.551	37.447	110.8	1:18.998	83.94	6.152	12:39:25.688
21 - D2	40.196	36.941	110.8	1:17.137	85.96	4.291	12:40:42.825
22 - D2	39.808	36.606	111.3	1:16.414	86.77	3.568	12:41:59.239
23 - D2	39.681	36.805	111.5	1:16.486	86.69	3.640	12:43:15.725
24 - D2	39.566	36.746	110.9	1:16.312	86.89	3.466	12:44:32.037
25 - D2	39.678	37.095	109.9	1:16.773	86.37	3.927	12:45:48.810
26 - D2	40.407	37.435	110.9	1:17.842	85.18	4.996	12:47:06.652
27 - D2	42.396	IN PIT		25:01.495	P 4.41	23:48.649	13:12:08.147
28 - D3	OUTLAP	37.406	111.2	1:20.698	82.17	7.852	13:13:28.845
29 - D3	40.252	37.265	109.9	1:17.517	85.54	4.671	13:14:46.362
30 - D3	39.729	37.031	111.2	1:16.760	86.38	3.914	13:16:03.122
31 - D3	39.640	36.494	112.3	1:16.134	87.09	3.288	13:17:19.256
32 - D3	40.031	IN PIT		1:57.366	P 56.50	44.520	13:19:16.622
33 - D3	OUTLAP	36.585	111.6	1:17.760	85.27	4.914	13:20:34.382
34 - D3	39.201	36.394	111.3	1:15.595	87.72	2.749	13:21:49.977
35 - D3	39.048	36.118	111.5	1:15.166	88.22	2.320	13:23:05.143
36 - D3	38.968	36.232	112.2	1:15.200	88.18	2.354	13:24:20.343
37 - D3	39.054	36.052	110.7	1:15.106	88.29	2.260	13:25:35.449
38 - D3	38.646	36.009	110.9	1:14.655	88.82	1.809	13:26:50.104
39 - D3	38.712	36.019	112.0	1:14.731	88.73	1.885	13:28:04.835
40 - D3	38.555	35.815	113.0	1:14.370	89.16	1.524	13:29:19.205
41 - D3	39.373	IN PIT		37:48.924	P 2.92	36:36.078	14:07:08.129
42 - D1	OUTLAP	36.929	110.6	1:20.782	82.08	7.936	14:08:28.911
43 - D1	39.494	36.427	110.0	1:15.921	87.34	3.075	14:09:44.832
44 - D1	39.014	36.152	110.4	1:15.166	88.22	2.320	14:10:59.998
45 - D1	38.632	36.092	111.2	1:14.724	88.74	1.878	14:12:14.722
46 - D1	38.599	36.020	111.6	1:14.619	88.86	1.773	14:13:29.341
47 - D1	38.771	35.996	110.3	1:14.767	88.69	1.921	14:14:44.108
48 - D1	38.600	35.692	111.6	1:14.292	89.25	1.446	14:15:58.400
49 - D1	50.887	IN PIT		55:33.489	P 1.98	54:20.643	15:11:31.889
50 - D2	OUTLAP	36.207	110.5	1:18.444	84.53	5.598	15:12:50.333
51 - D2	38.497	35.712	111.3	1:14.209	89.35	1.363	15:14:04.542
52 - D2	38.142	35.147	112.7	1:13.289	90.48	0.443	15:15:17.831
53 - D2	38.500	35.160	111.8	1:13.660	90.02	0.814	15:16:31.491
54 - D2	37.974	35.312	111.9	1:13.286	90.48	0.440	15:17:44.777
55 - D2	37.957	35.316	111.4	1:13.273	90.49	0.427	15:18:58.050
56 - D2	37.794	35.052	112.2	1:12.846 (1)	91.03		15:20:10.896
57 - D2	37.972	35.221	112.5	1:13.193 (3)	90.59	0.347	15:21:24.089
58 - D2	37.777	35.165	112.2	1:12.942 (2)	90.91	0.096	15:22:37.031
59 - D2	38.387	IN PIT		5:22.275	P 20.57	4:09.429	15:27:59.306
60 - D3	OUTLAP	35.704	112.9	1:18.274	84.71	5.428	15:29:17.580
61 - D3	38.194	35.389	112.2	1:13.583	90.11	0.737	15:30:31.163

2023 MPSC 6 Hour Endurance Race

Mondello Park Fiesta Endurance

Endurance Testing 1 - SECTOR ANALYSIS



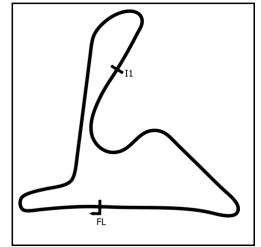
SECTOR 1 = FL to I1, SECTOR 2 = I1 to FL, DIFF = Difference To Personal Best Lap, P = Crossed Finish Line in Pit Lane, D = Time Disallowed

62 - D3	37.986	36.187	111.1	1:14.173	89.40	1.327	15:31:45.336
63 - D3	39.467	IN PIT		17:39.825	P 6.25	16:26.979	15:49:25.161
64 - D3	OUTLAP	IN PIT		2:59.038	P 37.03	1:46.192	15:52:24.199
65 - D1	OUTLAP	IN PIT		2:13.954	P 49.50	1:01.108	15:54:38.153
66 - D2	OUTLAP	IN PIT		1:54.448	P 57.94	41.602	15:56:32.601
67 - D3	OUTLAP	IN PIT		1:56.533	P 56.90	43.687	15:58:29.134
68 - D1	OUTLAP	IN PIT		2:24.348	P 45.93	1:11.502	16:00:53.482
69 - D1	OUTLAP	IN PIT		1:54.150	P 58.09	41.304	16:02:47.632
70 - D3	OUTLAP	IN PIT		1:52.562	P 58.91	39.716	16:04:40.194
71 - D2	OUTLAP	IN PIT		1:56.441	P 56.94	43.595	16:06:36.635
72 - D2	OUTLAP	IN PIT		35:42.986	P 3.09	34:30.140	16:42:19.621
73 - D2	OUTLAP	37.982	110.5	1:24.121	78.82	11.275	16:43:43.742
74 - D2	41.241	38.951	109.5	1:20.192	82.69	7.346	16:45:03.934
75 - D2	41.399	37.202	111.4	1:18.601	84.36	5.755	16:46:22.535
76 - D2	40.456	37.234	110.8	1:17.690	85.35	4.844	16:47:40.225
77 - D2	40.222	37.181	111.1	1:17.403	85.67	4.557	16:48:57.628
78 - D2	40.119	36.654	111.4	1:16.773	86.37	3.927	16:50:14.401
79 - D2	39.932	36.573	111.2	1:16.505	86.67	3.659	16:51:30.906
80 - D2	41.255	36.745	111.4	1:18.000	85.01	5.154	16:52:48.906
81 - D2	40.133	36.757	112.0	1:16.890	86.24	4.044	16:54:05.796
82 - D2	39.686	IN PIT		1:54.967	P 57.67	42.121	16:56:00.763
83 - D1	OUTLAP	37.510	110.3	1:20.532	82.34	7.686	16:57:21.295
84 - D1	40.235	36.459	111.8	1:16.694	86.46	3.848	16:58:37.989
85 - D1	41.203	36.550	111.4	1:17.753	85.28	4.907	16:59:55.742

2023 MPSC 6 Hour Endurance Race

Mondello Park Fiesta Endurance

Endurance Testing 1 - SECTOR ANALYSIS



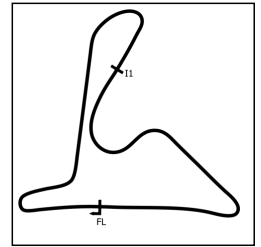
SECTOR 1 = FL to I1, SECTOR 2 = I1 to FL, DIFF = Difference To Personal Best Lap, P = Crossed Finish Line in Pit Lane, D = Time Disallowed

P6 46		Tyre Brigade / MCP Racing		Ford Fiesta Zetec / 1250cc			
IDEAL LAP TIME : 1:12.903		BEST LAP TIME : 1:12.903		DIFFERENCE : 0.000			
D1: Ulick Burke		D2: Morgan Dempsey		D3: Jordan Dempsey			
LAP	SECTOR 1	SECTOR 2		LAP TIME	KPH	DIFF	TIME OF DAY
1 - D3	OUTLAP	40.096	109.2	1:23.668	79.25	10.765	12:39:17.188
2 - D3	40.144	36.874	109.6	1:17.018	86.09	4.115	12:40:34.206
3 - D3	40.147	36.766	110.6	1:16.913	86.21	4.010	12:41:51.119
4 - D3	40.117	36.468	110.4	1:16.585	86.58	3.682	12:43:07.704
5 - D3	39.810	36.430	110.6	1:16.240	86.97	3.337	12:44:23.944
6 - D3	39.994	36.371	109.9	1:16.365	86.83	3.462	12:45:40.309
7 - D3	39.624	37.950	108.1	1:17.574	85.48	4.671	12:46:57.883
8 - D3	39.621	36.687	110.2	1:16.308	86.90	3.405	12:48:14.191
9 - D3	40.525	36.750	109.6	1:17.275	85.81	4.372	12:49:31.466
10 - D3	39.660	36.661	110.5	1:16.321	86.88	3.418	12:50:47.787
11 - D3	39.448	36.350	110.4	1:15.798	87.48	2.895	12:52:03.585
12 - D1		36.987	108.1	17:00.593	6.49	15:47.690	13:09:04.178
13 - D1		IN PIT		5:21.745	P 20.61	4:08.842	13:14:25.923
14 - D2	OUTLAP	37.160	109.6	1:20.035	82.85	7.132	13:15:45.958
15 - D2	39.735	36.974	110.5	1:16.709	86.44	3.806	13:17:02.667
16 - D2	39.829	36.816	110.3	1:16.645	86.51	3.742	13:18:19.312
17 - D2	39.837	36.633	110.2	1:16.470	86.71	3.567	13:19:35.782
18 - D2	39.588	36.495	110.5	1:16.083	87.15	3.180	13:20:51.865
19 - D2	39.479	36.647	109.7	1:16.126	87.10	3.223	13:22:07.991
20 - D2	39.230	36.451	109.6	1:15.681	87.62	2.778	13:23:23.672
21 - D2	39.226	36.274	110.3	1:15.500	87.83	2.597	13:24:39.172
22 - D2	40.132	36.547	110.3	1:16.679	86.48	3.776	13:25:55.851
23 - D2	39.122	36.333	109.9	1:15.455	87.88	2.552	13:27:11.306
24 - D2	39.018	36.388	109.7	1:15.406	87.93	2.503	13:28:26.712
25 - D2	39.034	36.218	110.3	1:15.252	88.11	2.349	13:29:41.964
26 - D2	38.909	IN PIT		39:58.300	P 2.76	38:45.397	14:09:40.264
27 - D3	OUTLAP	36.828	110.5	1:24.509	78.46	11.606	14:11:04.773
28 - D3	39.274	36.525	109.9	1:15.799	87.48	2.896	14:12:20.572
29 - D3	38.640	36.334	110.4	1:14.974	88.44	2.071	14:13:35.546
30 - D3	38.698	35.949	111.8	1:14.647	88.83	1.744	14:14:50.193
31 - D3	38.542	36.095	111.3	1:14.637	88.84	1.734	14:16:04.830
32 - D3	38.689	36.086	111.1	1:14.775	88.68	1.872	14:17:19.605
33 - D3	38.930	36.112	111.1	1:15.042	88.36	2.139	14:18:34.647
34 - D3	38.853	36.069	110.8	1:14.922	88.50	2.019	14:19:49.569
35 - D3	38.753	35.998	111.3	1:14.751	88.71	1.848	14:21:04.320
36 - D3	38.496	35.965	111.4	1:14.461	89.05	1.558	14:22:18.781
37 - D3	38.354	36.430	104.5	1:14.784	88.67	1.881	14:23:33.565
38 - D3	38.709	35.807	111.1	1:14.516	88.99	1.613	14:24:48.081
39 - D3	38.843	35.954	109.9	1:14.797	88.65	1.894	14:26:02.878
40 - D3	38.369	35.882	109.8	1:14.251	89.30	1.348	14:27:17.129
41 - D1		36.431		3:58.342	27.82	2:45.439	14:31:15.471
42 - D1		36.263		1:14.677	88.79	1.774	14:32:30.148
43 - D1				1:15.022	88.39	2.119	14:33:45.170
44 - D1				1:14.456	89.06	1.553	14:34:59.626
45 - D1	38.276	35.973		1:14.249	89.31	1.346	14:36:13.875
46 - D1	38.359	36.138		1:14.497	89.01	1.594	14:37:28.372
47 - D1	38.695	35.972		1:14.667	88.81	1.764	14:38:43.039
48 - D1				1:14.334	89.20	1.431	14:39:57.373
49 - D1	38.470	35.790		1:14.260	89.29	1.357	14:41:11.633
50 - D1	38.374	35.794		1:14.168	89.40	1.265	14:42:25.801
51 - D1	38.349	35.876		1:14.225	89.33	1.322	14:43:40.026
52 - D1				1:15.154	88.23	2.251	14:44:55.180
53 - D1	38.453	35.718		1:14.171	89.40	1.268	14:46:09.351
54 - D1	38.106	IN PIT		9:04.921	P 12.16	7:52.018	14:55:14.272
55 - D2	OUTLAP	36.103	108.5	1:16.749	86.40	3.846	14:56:31.021
56 - D2	38.425	35.750	110.0	1:14.175	89.39	1.272	14:57:45.196
57 - D2	38.471	35.712	110.6	1:14.183	89.38	1.280	14:58:59.379
58 - D2	38.351	35.713	110.3	1:14.064	89.53	1.161	15:00:13.443
59 - D2	39.046	36.734	109.8	1:15.780	87.50	2.877	15:01:29.223
60 - D2	38.418	35.595	110.7	1:14.013	89.59	1.110	15:02:43.236
61 - D2	38.155	35.491	110.2	1:13.646	90.04	0.743	15:03:56.882

2023 MPSC 6 Hour Endurance Race

Mondello Park Fiesta Endurance

Endurance Testing 1 - SECTOR ANALYSIS



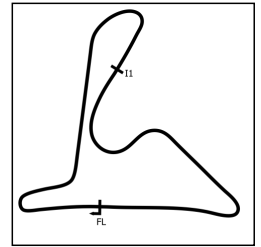
SECTOR 1 = FL to I1, SECTOR 2 = I1 to FL, DIFF = Difference To Personal Best Lap, P = Crossed Finish Line in Pit Lane, D = Time Disallowed

62 - D2	38.346	35.314	110.5	1:13.660	90.02	0.757	15:05:10.542
63 - D2	38.244	35.492	110.6	1:13.736	89.93	0.833	15:06:24.278
64 - D2	38.305	35.382	110.6	1:13.687	89.99	0.784	15:07:37.965
65 - D2	38.356	35.420	111.8	1:13.776	89.88	0.873	15:08:51.741
66 - D2	38.428	35.381	110.0	1:13.809	89.84	0.906	15:10:05.550
67 - D2	38.231	35.365	109.6	1:13.596	(3) 90.10	0.693	15:11:19.146
68 - D2	38.335	35.310	110.9	1:13.645	90.04	0.742	15:12:32.791
69 - D2	38.580	35.313	110.2	1:13.893	89.74	0.990	15:13:46.684
70 - D2	38.256	IN PIT		5:38.648	P 19.58	4:25.745	15:19:25.332
71 - D3	OUTLAP	35.202	111.3	1:15.927	87.33	3.024	15:20:41.259
72 - D3	38.126	35.163	111.8	1:13.289	(2) 90.48	0.386	15:21:54.548
73 - D3	37.870	35.033	111.4	1:12.903	(1) 90.95		15:23:07.451
74 - D3	42.505	IN PIT		6:01.484	P 18.34	4:48.581	15:29:08.935
75 - D3	OUTLAP	35.347	111.1	1:15.790	87.49	2.887	15:30:24.725
76 - D3	37.905	36.195	109.3	1:14.100	89.48	1.197	15:31:38.825
77 - D3	39.697	36.567	110.2	1:16.264	86.95	3.361	15:32:55.089
78 - D3	39.638	36.372	111.1	1:16.010	87.24	3.107	15:34:11.099
79 - D3	40.367	IN PIT		59:05.431	P 1.87	57:52.528	16:33:16.530
80 - D3	OUTLAP	38.340	105.9	1:21.899	80.96	8.996	16:34:38.429
81 - D3	41.355	37.728	107.2	1:19.083	83.85	6.180	16:35:57.512
82 - D3	40.721	38.044	105.6	1:18.765	84.18	5.862	16:37:16.277
83 - D3	41.946	37.786	107.0	1:19.732	83.16	6.829	16:38:36.009
84 - D3	40.286	37.247	107.3	1:17.533	85.52	4.630	16:39:53.542
85 - D3			105.5	1:17.716	85.32	4.813	16:41:11.258
86 - D3	40.643	IN PIT		3:24.612	P 32.40	2:11.709	16:44:35.870
87 - D3	OUTLAP	37.046	110.5	1:19.416	83.49	6.513	16:45:55.286
88 - D3	40.051	36.763	110.3	1:16.814	86.32	3.911	16:47:12.100
89 - D3	43.162	36.946	110.7	1:20.108	82.77	7.205	16:48:32.208
90 - D3	39.727	37.115	111.2	1:16.842	86.29	3.939	16:49:49.050
91 - D3	40.623	IN PIT		2:34.011	P 43.05	1:21.108	16:52:23.061
92 - D1	OUTLAP	37.482	108.6	1:20.526	82.34	7.623	16:53:43.587
93 - D1	40.388	37.666	109.6	1:18.054	84.95	5.151	16:55:01.641
94 - D1	40.785	37.464	109.5	1:18.249	84.74	5.346	16:56:19.890
95 - D1	40.694	37.559	109.3	1:18.253	84.74	5.350	16:57:38.143
96 - D1	40.683	37.254	110.0	1:17.937	85.08	5.034	16:58:56.080

2023 MPSC 6 Hour Endurance Race

Mondello Park Fiesta Endurance

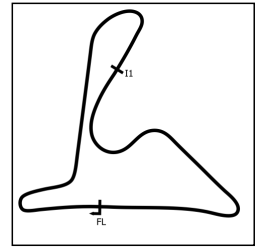
Endurance Testing 1 - SECTOR ANALYSIS



SECTOR 1 = FL to I1, SECTOR 2 = I1 to FL, DIFF = Difference To Personal Best Lap, P = Crossed Finish Line in Pit Lane, D = Time Disallowed

P7 22		Team Barrable / POB Racing		Ford Fiesta Zetec / 1250cc			
IDEAL LAP TIME : 1:14.915		BEST LAP TIME : 1:13.119		DIFFERENCE : -1.796			
D1: Michael Barrable		D2: Peter Barrable		D3: Robert Barrable			
LAP	SECTOR 1	SECTOR 2		LAP TIME	KPH	DIFF	TIME OF DAY
1 - D1	OUTLAP	38.792	110.5	1:26.972	76.24	13.853	13:51:12.008
2 - D1	40.027	37.212	112.9	1:17.239	85.85	4.120	13:52:29.247
3 - D1	39.904	37.009	112.3	1:16.913	86.21	3.794	13:53:46.160
4 - D1	39.339	36.498	112.7	1:15.837	87.44	2.718	13:55:01.997
5 - D1	40.845	36.515	113.3	1:17.360	85.71	4.241	13:56:19.357
6 - D1	39.686	36.507	112.8	1:16.193	87.03	3.074	13:57:35.550
7 - D1	39.554	36.262	113.5	1:15.816	87.46	2.697	13:58:51.366
8 - D1	39.308	36.199	112.8	1:15.507	87.82	2.388	14:00:06.873
9 - D1	39.072	36.085	113.2	1:15.157	88.23	2.038	14:01:22.030
10 - D1	39.031	35.884	112.9	1:14.915	88.51	1.796	14:02:36.945
11 - D1	39.181	36.135	113.2	1:15.316	88.04	2.197	14:03:52.261
12 - D1				26:29.662	4.17	25:16.543	14:30:21.923
13 - D2				1:14.905	88.52	1.786	14:31:36.828
14 - D2				1:19.033	83.90	5.914	14:32:55.861
15 - D2				1:15.540	87.78	2.421	14:34:11.401
16 - D2				1:14.379	89.15	1.260	14:35:25.780
17 - D2				1:13.725	89.94	0.606	14:36:39.505
18 - D2				1:13.428	90.30	0.309	14:37:52.933
19 - D2				1:13.119 (1)	90.69		14:39:06.052
20 - D2				1:13.351	90.40	0.232	14:40:19.403
21 - D2				1:13.463	90.26	0.344	14:41:32.866
22 - D2				1:13.342 (3)	90.41	0.223	14:42:46.208
23 - D2				1:13.282 (2)	90.48	0.163	14:43:59.490
24 - D2				1:13.564	90.14	0.445	14:45:13.054
25 - D2				1:13.554	90.15	0.435	14:46:26.608
26 - D2				1:13.780	89.87	0.661	14:47:40.388
27 - D2				15:49.550	6.98	14:36.431	15:03:29.938
28 - D2				46:21.883	2.38	45:08.764	15:49:51.821
29 - D3				1:29.003	74.50	15.884	15:51:20.824
30 - D3	40.743	36.856		1:17.599	85.45	4.480	15:52:38.423
31 - D3				1:18.809	84.14	5.690	15:53:57.232
32 - D3				1:17.553	85.50	4.434	15:55:14.785
33 - D3				1:16.536	86.64	3.417	15:56:31.321
34 - D3			106.7	1:15.972	87.28	2.853	15:57:47.293
35 - D3	39.618	36.447		1:16.065	87.17	2.946	15:59:03.358
36 - D3	39.356	36.214		1:15.570	87.74	2.451	16:00:18.928
37 - D3	39.302	36.704		1:16.006	87.24	2.887	16:01:34.934
38 - D3	39.455	36.502		1:15.957	87.30	2.838	16:02:50.891
39 - D3	39.393	36.558	106.1	1:15.951	87.30	2.832	16:04:06.842
40 - D3	39.530	36.549		1:16.079	87.16	2.960	16:05:22.921
41 - D3				1:15.844	87.43	2.725	16:06:38.765
42 - D3		37.148		6:32.116	16.91	5:18.997	16:13:10.881
43 - D3	39.625	36.450		1:16.075	87.16	2.956	16:14:26.956
44 - D3	39.238	IN PIT	76.7	6:21.464 P	17.38	5:08.345	16:20:48.420
45 - D3	OUTLAP	37.114		1:19.807	83.09	6.688	16:22:08.227
46 - D3	39.643	36.554		1:16.197	87.02	3.078	16:23:24.424
47 - D3				1:15.978	87.27	2.859	16:24:40.402

2023 MPSC 6 Hour Endurance Race
Mondello Park Fiesta Endurance
Endurance Testing 1 - SECTOR ANALYSIS



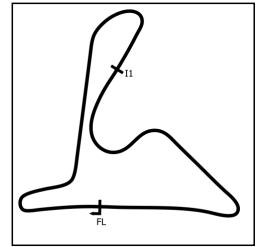
SECTOR 1 = FL to I1, SECTOR 2 = I1 to FL, DIFF = Difference To Personal Best Lap, P = Crossed Finish Line in Pit Lane, D = Time Disallowed

P8 69		Premature Acceleration		Ford Fiesta Zetec / 1250cc			
IDEAL LAP TIME : 1:13.423		BEST LAP TIME : 1:13.498		DIFFERENCE : 0.075			
D1: Max Hart		D2: Codey Keogh		D3: Kian O'Brien			
LAP	SECTOR 1	SECTOR 2		LAP TIME	KPH	DIFF	TIME OF DAY
1 - D2	OUTLAP	38.609	109.5	1:22.444	80.43	8.946	13:48:52.966
2 - D2	41.195	37.008	111.2	1:18.203	84.79	4.705	13:50:11.169
3 - D2	40.106	36.503	111.9	1:16.609	86.55	3.111	13:51:27.778
4 - D2	39.463	36.366	112.0	1:15.829	87.44	2.331	13:52:43.607
5 - D2	40.186	36.626	111.6	1:16.812	86.33	3.314	13:54:00.419
6 - D2	39.912	36.456	111.4	1:16.368	86.83	2.870	13:55:16.787
7 - D2	40.274	36.758	111.4	1:17.032	86.08	3.534	13:56:33.819
8 - D2	39.538	37.127	111.1	1:16.665	86.49	3.167	13:57:50.484
9 - D2	40.018	36.976	111.2	1:16.994	86.12	3.496	13:59:07.478
10 - D2	40.237	37.150	111.3	1:17.387	85.68	3.889	14:00:24.865
11 - D2	39.892	36.383	111.1	1:16.275	86.93	2.777	14:01:41.140
12 - D2	39.493	36.283	111.1	1:15.776	87.51	2.278	14:02:56.916
13 - D2	39.343	36.355	111.2	1:15.698	87.60	2.200	14:04:12.614
14 - D2	39.416	36.008	111.8	1:15.424	87.91	1.926	14:05:28.038
15 - D2	39.146	36.160	111.8	1:15.306	88.05	1.808	14:06:43.344
16 - D2	39.051	35.757	112.3	1:14.808	88.64	1.310	14:07:58.152
17 - D2	39.117	35.849	111.9	1:14.966	88.45	1.468	14:09:13.118
18 - D2	38.934	35.708	111.8	1:14.642	88.84	1.144	14:10:27.760
19 - D2	39.119	IN PIT		2:31.911	P 43.65	1:18.413	14:12:59.671
20 - D1	OUTLAP	37.555	107.4	1:21.418	81.44	7.920	14:14:21.089
21 - D1	39.495	36.503	111.1	1:15.998	87.25	2.500	14:15:37.087
22 - D1	38.892	36.200	111.8	1:15.092	88.30	1.594	14:16:52.179
23 - D1	39.099	36.412	110.7	1:15.511	87.81	2.013	14:18:07.690
24 - D1	38.931	36.267	111.4	1:15.198	88.18	1.700	14:19:22.888
25 - D1	38.724	36.070	111.6	1:14.794	88.65	1.296	14:20:37.682
26 - D1	39.031	36.230	111.2	1:15.261	88.10	1.763	14:21:52.943
27 - D1	38.365	35.978	111.1	1:14.343	89.19	0.845	14:23:07.286
28 - D1	38.239	36.018	111.2	1:14.257	89.30	0.759	14:24:21.543
29 - D1	38.911	36.053	109.9	1:14.964	88.45	1.466	14:25:36.507
30 - D1	38.743	35.904	110.2	1:14.647	88.83	1.149	14:26:51.154
31 - D1	38.225	35.690	110.5	1:13.915	89.71	0.417	14:28:05.069
32 - D1	41.524	IN PIT		39:55.916	P 2.76	38:42.418	15:08:00.985
33 - D1	OUTLAP	39.083	96.4	1:24.534	78.44	11.036	15:09:25.519
34 - D1	40.884	36.036	110.6	1:16.920	86.20	3.422	15:10:42.439
35 - D1	38.894	35.792	110.8	1:14.686	88.78	1.188	15:11:57.125
36 - D1	38.399	35.349	112.0	1:13.748	89.91	0.250	15:13:10.873
37 - D1	38.347	35.230	112.6	1:13.577 (3)	90.12	0.079	15:14:24.450
38 - D1	38.198	35.300	112.3	1:13.498 (1)	90.22		15:15:37.948
39 - D1	39.411	35.379	111.9	1:14.790	88.66	1.292	15:16:52.738
40 - D1	38.206	35.301	112.9	1:13.507 (2)	90.21	0.009	15:18:06.245
41 - D1	38.270	35.737	112.3	1:14.007	89.60	0.509	15:19:20.252
42 - D1	38.313	35.527	112.7	1:13.840	89.80	0.342	15:20:34.092
43 - D1	38.193	IN PIT		8:05.838	P 13.64	6:52.340	15:28:39.930
44 - D3	OUTLAP	35.241	111.8	1:16.079	87.16	2.581	15:29:56.009
45 - D3	39.888	36.432	102.7	1:16.320	86.88	2.822	15:31:12.329
46 - D3	40.581	36.926	105.9	1:17.507	85.55	4.009	15:32:29.836

2023 MPSC 6 Hour Endurance Race

Mondello Park Fiesta Endurance

Endurance Testing 1 - SECTOR ANALYSIS



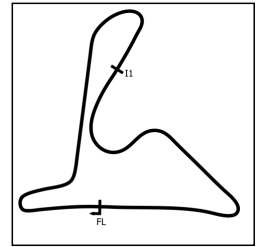
SECTOR 1 = FL to I1, SECTOR 2 = I1 to FL, DIFF = Difference To Personal Best Lap, P = Crossed Finish Line in Pit Lane, D = Time Disallowed

P9 9		Midfield Madness		Ford Fiesta Zetec /1250cc			
IDEAL LAP TIME : 1:13.524		BEST LAP TIME : 1:13.642		DIFFERENCE : 0.118			
D1: Josh Brown		D2: Laurence Whelan		D3: Derek Hogan			
LAP	SECTOR 1	SECTOR 2		LAP TIME	KPH	DIFF	TIME OF DAY
1 - D3	OUTLAP	39.690	108.2	1:28.273	75.12	14.631	12:33:09.165
2 - D3	42.775	39.224	108.8	1:21.999	80.86	8.357	12:34:31.164
3 - D3	41.945	38.285	109.6	1:20.230	82.65	6.588	12:35:51.394
4 - D3	43.425	38.560	109.9	1:21.985	80.88	8.343	12:37:13.379
5 - D3	41.853	38.625	108.2	1:20.478	82.39	6.836	12:38:33.857
6 - D3	42.285	38.262	109.9	1:20.547	82.32	6.905	12:39:54.404
7 - D3	41.759	38.058	110.3	1:19.817	83.08	6.175	12:41:14.221
8 - D3	42.364	IN PIT		32:08.740	P 3.43	30:55.098	13:13:22.961
9 - D3	OUTLAP	38.897	110.0	1:23.638	79.28	9.996	13:14:46.599
10 - D3	40.956	37.986	110.6	1:18.942	84.00	5.300	13:16:05.541
11 - D3	41.416	37.812	109.9	1:19.228	83.69	5.586	13:17:24.769
12 - D3	40.723	48.664	110.0	1:29.387	74.18	15.745	13:18:54.156
13 - D3	40.917	37.486	111.2	1:18.403	84.57	4.761	13:20:12.559
14 - D3	40.220	37.509	110.9	1:17.729	85.31	4.087	13:21:30.288
15 - D3	40.128	37.331	110.9	1:17.459	85.60	3.817	13:22:47.747
16 - D3	40.135	36.958	111.1	1:17.093	86.01	3.451	13:24:04.840
17 - D3	41.665	IN PIT		5:50.349	P 18.92	4:36.707	13:29:55.189
18 - D1	OUTLAP	37.471	109.7	1:20.659	82.21	7.017	13:31:15.848
19 - D1	39.642	36.769	109.5	1:16.411	86.78	2.769	13:32:32.259
20 - D1	39.484	36.679	110.2	1:16.163	87.06	2.521	13:33:48.422
21 - D1	42.547	36.631	110.2	1:19.178	83.75	5.536	13:35:07.600
22 - D1	39.081	37.006	109.2	1:16.087	87.15	2.445	13:36:23.687
23 - D1	39.065	36.530	109.5	1:15.595	87.72	1.953	13:37:39.282
24 - D1	39.170	36.407	110.2	1:15.577	87.74	1.935	13:38:54.859
25 - D1	39.341	36.525	110.5	1:15.866	87.40	2.224	13:40:10.725
26 - D1	39.267	IN PIT		17:33.342	P 6.29	16:19.700	13:57:44.067
27 - D2	OUTLAP	41.133	108.3	1:26.228	76.90	12.586	13:59:10.295
28 - D2	40.639	38.957	109.8	1:19.596	83.31	5.954	14:00:29.891
29 - D2	40.165	37.205	110.4	1:17.370	85.70	3.728	14:01:47.261
30 - D2	39.388	36.976	110.4	1:16.364	86.83	2.722	14:03:03.625
31 - D2	39.801	38.086	109.7	1:17.887	85.13	4.245	14:04:21.512
32 - D2	39.543	37.104	110.6	1:16.647	86.51	3.005	14:05:38.159
33 - D2	39.213	36.730	110.7	1:15.943	87.31	2.301	14:06:54.102
34 - D2	39.013	36.825	109.7	1:15.838	87.43	2.196	14:08:09.940
35 - D2	39.152	36.809	110.3	1:15.961	87.29	2.319	14:09:25.901
36 - D2	39.152	IN PIT		37:31.617	P 2.94	36:17.975	14:46:57.518
37 - D1	OUTLAP	36.885	109.5	1:19.175	83.75	5.533	14:48:16.693
38 - D1	38.861	IN PIT		12:10.865	P 9.07	10:57.223	15:00:27.558
39 - D1	OUTLAP	36.490	110.0	1:19.216	83.71	5.574	15:01:46.774
40 - D1	38.457	35.849	110.6	1:14.306	89.24	0.664	15:03:01.080
41 - D1	38.327	35.846	110.3	1:14.173	89.40	0.531	15:04:15.253
42 - D1	38.343	35.521	112.0	1:13.864 (3)	89.77	0.222	15:05:29.117
43 - D1	38.323	35.319	112.1	1:13.642 (1)	90.04		15:06:42.759
44 - D1	38.735	35.382	111.2	1:14.117	89.46	0.475	15:07:56.876
45 - D1	38.205	35.438	111.5	1:13.643 (2)	90.04	0.001	15:09:10.519
46 - D1	38.289	35.590	111.8	1:13.879	89.75	0.237	15:10:24.398
47 - D1	41.918	IN PIT		7:14.871	P 15.24	6:01.229	15:17:39.269
48 - D3	OUTLAP	IN PIT		11:14.463	P 9.83	10:00.821	15:28:53.732
49 - D3	OUTLAP	36.920	109.8	1:18.231	84.76	4.589	15:30:11.963
50 - D3	39.202	37.325	110.9	1:16.527	86.65	2.885	15:31:28.490
51 - D3	41.414	38.497	108.9	1:19.911	82.98	6.269	15:32:48.401
52 - D3	41.632	38.343	110.5	1:19.975	82.91	6.333	15:34:08.376
53 - D3	40.928	37.579	110.7	1:18.507	84.46	4.865	15:35:26.883
54 - D3	40.803	37.845	110.3	1:18.648	84.31	5.006	15:36:45.531
55 - D3	40.267	38.111	110.3	1:18.378	84.60	4.736	15:38:03.909

2023 MPSC 6 Hour Endurance Race

Mondello Park Fiesta Endurance

Endurance Testing 1 - SECTOR ANALYSIS



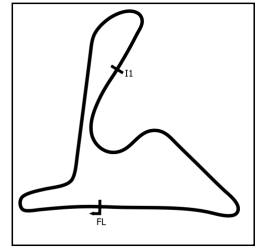
SECTOR 1 = FL to I1, SECTOR 2 = I1 to FL, DIFF = Difference To Personal Best Lap, P = Crossed Finish Line in Pit Lane, D = Time Disallowed

P10 17		ITUTI Motorsport		Ford Fiesta Zetec / 1250cc			
IDEAL LAP TIME : 1:13.053		BEST LAP TIME : 1:13.793		DIFFERENCE : 0.740			
D1: Graeme Colfer		D2: David Meenan		D3: Matt Dunnion			
LAP	SECTOR 1	SECTOR 2		LAP TIME	KPH	DIFF	TIME OF DAY
1 - D1	OUTLAP	38.747	109.7	1:22.826	80.06	9.033	12:16:04.748
2 - D1	40.597	38.004	111.1	1:18.601	84.36	4.808	12:17:23.349
3 - D1	40.666	37.495	111.5	1:18.161	84.84	4.368	12:18:41.510
4 - D1	40.714	38.429	108.2	1:19.143	83.78	5.350	12:20:00.653
5 - D1	40.087	37.151	112.8	1:17.238	85.85	3.445	12:21:17.891
6 - D1	39.726	36.861	113.0	1:16.587	86.58	2.794	12:22:34.478
7 - D1	39.881	36.764	113.3	1:16.645	86.51	2.852	12:23:51.123
8 - D1	40.011	IN PIT		3:54.970	P 28.22	2:41.177	12:27:46.093
9 - D3	OUTLAP	37.157	111.2	1:18.894	84.05	5.101	12:29:04.987
10 - D3	40.509	IN PIT		3:39.164	P 30.25	2:25.371	12:32:44.151
11 - D3	OUTLAP	37.921	109.4	1:19.563	83.34	5.770	12:34:03.714
12 - D3	40.064	37.064	111.9	1:17.128	85.97	3.335	12:35:20.842
13 - D3	39.487	36.888	111.9	1:16.375	86.82	2.582	12:36:37.217
14 - D3	41.044	IN PIT		17:48.044	P 6.20	16:34.251	12:54:25.261
15 - D3	OUTLAP	41.335	105.2	1:34.207	70.38	20.414	12:55:59.468
16 - D3	43.933	38.748	111.6	1:22.681	80.20	8.888	12:57:22.149
17 - D3	43.377	39.370	110.5	1:22.747	80.13	8.954	12:58:44.896
18 - D3	44.168	39.391	108.1	1:23.559	79.35	9.766	13:00:08.455
19 - D3	42.606	38.698	111.5	1:21.304	81.56	7.511	13:01:29.759
20 - D3	42.498	38.129	109.7	1:20.627	82.24	6.834	13:02:50.386
21 - D3	43.509	IN PIT		3:26.743	P 32.07	2:12.950	13:06:17.129
22 - D3	OUTLAP	38.183	112.3	1:21.735	81.13	7.942	13:07:38.864
23 - D3	42.064	37.905	113.2	1:19.969	82.92	6.176	13:08:58.833
24 - D3	41.582	38.202	111.5	1:19.784	83.11	5.991	13:10:18.617
25 - D3	42.869	38.363	112.9	1:21.232	81.63	7.439	13:11:39.849
26 - D3	40.882	37.845	112.9	1:18.727	84.23	4.934	13:12:58.576
27 - D3	40.681	38.190	109.2	1:18.871	84.07	5.078	13:14:17.447
28 - D3	40.875	37.712	112.6	1:18.587	84.38	4.794	13:15:36.034
29 - D3	41.393	39.474	111.8	1:20.867	82.00	7.074	13:16:56.901
30 - D3	41.463	37.190	112.2	1:18.653	84.30	4.860	13:18:15.554
31 - D3	39.710	37.364	109.6	1:17.074	86.03	3.281	13:19:32.628
32 - D3	40.667	37.361	112.1	1:18.028	84.98	4.235	13:20:50.656
33 - D3	41.210	38.434	113.5	1:19.644	83.26	5.851	13:22:10.300
34 - D3	40.409	36.941	114.0	1:17.350	85.72	3.557	13:23:27.650
35 - D3	40.802	37.114	113.3	1:17.916	85.10	4.123	13:24:45.566
36 - D3	39.885	40.714	112.2	1:20.599	82.27	6.806	13:26:06.165
37 - D3	40.059	37.506	112.9	1:17.565	85.49	3.772	13:27:23.730
38 - D3	41.336	37.127	112.9	1:18.463	84.51	4.670	13:28:42.193
39 - D3	40.002	37.133	113.6	1:17.135	85.96	3.342	13:29:59.328
40 - D3	40.289	37.036	114.0	1:17.325	85.75	3.532	13:31:16.653
41 - D3	39.911	36.908	113.4	1:16.819	86.32	3.026	13:32:33.472
42 - D3	39.566	IN PIT		15:31.678	P 7.11	14:17.885	13:48:05.150
43 - D3	OUTLAP	37.671	112.8	1:21.485	81.37	7.692	13:49:26.635
44 - D3	40.380	37.538	112.1	1:17.918	85.10	4.125	13:50:44.553
45 - D3	40.221	37.135	112.3	1:17.356	85.72	3.563	13:52:01.909
46 - D3	41.601	37.682	111.5	1:19.283	83.63	5.490	13:53:21.192
47 - D3	40.662	IN PIT		2:34.504	P 42.91	1:20.711	13:55:55.696
48 - D2	OUTLAP	40.611	110.8	1:29.213	74.32	15.420	13:57:24.909
49 - D2	42.267	38.951	110.9	1:21.218	81.64	7.425	13:58:46.127
50 - D2	42.427	38.724	112.9	1:21.151	81.71	7.358	14:00:07.278
51 - D2	41.189	37.558	112.0	1:18.747	84.20	4.954	14:01:26.025
52 - D2	41.080	37.508	112.6	1:18.588	84.37	4.795	14:02:44.613
53 - D2	41.218	37.360	112.7	1:18.578	84.39	4.785	14:04:03.191
54 - D2	40.937	37.442	112.7	1:18.379	84.60	4.586	14:05:21.570
55 - D2	40.309	37.426	112.6	1:17.735	85.30	3.942	14:06:39.305
56 - D2	40.103	36.944	112.1	1:17.047	86.06	3.254	14:07:56.352
57 - D2	40.489	37.443	113.6	1:17.932	85.08	4.139	14:09:14.284
58 - D2	39.669	36.543	113.0	1:16.212	87.00	2.419	14:10:30.496
59 - D2	39.774	36.283	112.6	1:16.057	87.18	2.264	14:11:46.553
60 - D2	39.468	36.194	112.5	1:15.662	87.64	1.869	14:13:02.215
61 - D2	39.671	36.356	112.9	1:16.027	87.22	2.234	14:14:18.242

2023 MPSC 6 Hour Endurance Race

Mondello Park Fiesta Endurance

Endurance Testing 1 - SECTOR ANALYSIS



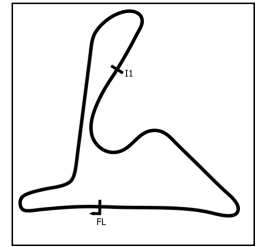
SECTOR 1 = FL to I1, SECTOR 2 = I1 to FL, DIFF = Difference To Personal Best Lap, P = Crossed Finish Line in Pit Lane, D = Time Disallowed

62 - D2	39.092	36.460	112.2	1:15.552	87.77	1.759	14:15:33.794
63 - D2	39.133	36.531	112.2	1:15.664	87.64	1.871	14:16:49.458
64 - D2	39.637	IN PIT		2:53.971	P 38.11	1:40.178	14:19:43.429
65 - D1	OUTLAP	36.908	111.5	1:18.897	84.04	5.104	14:21:02.326
66 - D1	38.759	36.332	112.0	1:15.091	88.30	1.298	14:22:17.417
67 - D1	38.673	36.502	110.8	1:15.175	88.21	1.382	14:23:32.592
68 - D1	38.560	36.332	112.5	1:14.892	88.54	1.099	14:24:47.484
69 - D1	39.931	36.155	112.3	1:16.086	87.15	2.293	14:26:03.570
70 - D1	38.072	36.028	113.0	1:14.100	(2) 89.48	0.307	14:27:17.670
71 - D1	39.692	IN PIT		13:06.336	P 8.43	11:52.543	14:40:24.006
72 - D3	OUTLAP	37.543	111.8	1:22.125	80.74	8.332	14:41:46.131
73 - D3	40.310	37.321	108.2	1:17.631	85.41	3.838	14:43:03.762
74 - D3	39.715	37.091	109.9	1:16.806	86.33	3.013	14:44:20.568
75 - D3	39.353	36.655	111.3	1:16.008	87.24	2.215	14:45:36.576
76 - D3	39.507	36.731	111.1	1:16.238	86.98	2.445	14:46:52.814
77 - D3	39.727	37.157	110.6	1:16.884	86.24	3.091	14:48:09.698
78 - D3	39.790	IN PIT		10:55.011	P 10.12	9:41.218	14:59:04.709
79 - D3	OUTLAP	37.264	111.9	1:19.165	83.76	5.372	15:00:23.874
80 - D3	39.141	36.903	111.3	1:16.044	87.20	2.251	15:01:39.918
81 - D3	39.226	36.224	112.8	1:15.450	87.88	1.657	15:02:55.368
82 - D3	41.343	36.117	112.0	1:17.460	85.60	3.667	15:04:12.828
83 - D3	39.332	36.113	111.6	1:15.445	87.89	1.652	15:05:28.273
84 - D3	39.815	35.376	114.1	1:15.191	88.19	1.398	15:06:43.464
85 - D3	38.595	36.248	112.7	1:14.843	88.60	1.050	15:07:58.307
86 - D3	39.187	36.535	112.1	1:15.722	87.57	1.929	15:09:14.029
87 - D3	38.956	36.559	111.3	1:15.515	87.81	1.722	15:10:29.544
88 - D3	38.648	35.893	112.2	1:14.541	88.96	0.748	15:11:44.085
89 - D3	39.004	36.131	111.9	1:15.135	88.25	1.342	15:12:59.220
90 - D3	38.784	35.753	111.5	1:14.537	88.96	0.744	15:14:13.757
91 - D3	39.894	IN PIT		4:27.390	P 24.79	3:13.597	15:18:41.147
92 - D2	OUTLAP	36.262	113.3	1:20.420	82.45	6.627	15:20:01.567
93 - D2	38.348	35.445	113.9	1:13.793	(1) 89.86		15:21:15.360
94 - D2	39.509	34.981	115.0	1:14.490	(3) 89.02	0.697	15:22:29.850
95 - D2	38.759	IN PIT		10:56.667	P 10.09	9:42.874	15:33:26.517
96 - D2	OUTLAP	41.021	108.8	1:30.186	73.52	16.393	15:34:56.703
97 - D2	42.830	38.243	111.9	1:21.073	81.79	7.280	15:36:17.776
98 - D2	41.337	38.527	110.9	1:19.864	83.03	6.071	15:37:37.640
99 - D2	42.474	IN PIT		16:14.315	P 6.80	15:00.522	15:53:51.955
100 - D3	OUTLAP	40.259	109.5	1:30.246	73.47	16.453	15:55:22.201
101 - D3	44.535	40.123	108.7	1:24.658	78.32	10.865	15:56:46.859
102 - D3	44.083	39.242	110.6	1:23.325	79.58	9.532	15:58:10.184
103 - D3	42.546	39.376	108.5	1:21.922	80.94	8.129	15:59:32.106
104 - D3	42.118	39.437	107.1	1:21.555	81.30	7.762	16:00:53.661
105 - D3	41.967	38.156	111.2	1:20.123	82.76	6.330	16:02:13.784
106 - D3	42.625	38.215	111.5	1:20.840	82.02	7.047	16:03:34.624
107 - D3	42.965	38.743	89.7	1:21.708	81.15	7.915	16:04:56.332
108 - D3	42.343	38.064	111.2	1:20.407	82.47	6.614	16:06:16.739
109 - D3	43.157	IN PIT		14:35.949	P 7.57	13:22.156	16:20:52.688
110 - D2	OUTLAP	IN PIT		2:11.775	P 50.32	57.982	16:23:04.463
111 - D3	OUTLAP	40.064	107.1	1:25.520	77.53	11.727	16:24:29.983
112 - D3	42.575	38.885	108.8	1:21.460	81.40	7.667	16:25:51.443
113 - D3	42.141	38.090	110.3	1:20.231	82.65	6.438	16:27:11.674
114 - D3	42.415	IN PIT		3:10.725	P 34.76	1:56.932	16:30:22.399
115 - D2	OUTLAP	IN PIT		2:08.946	P 51.42	55.153	16:32:31.345
116 - D3	OUTLAP	38.543	110.4	1:23.765	79.16	9.972	16:33:55.110
117 - D3	42.726	IN PIT		1:58.667	P 55.88	44.874	16:35:53.777
118 - D2	OUTLAP	IN PIT		2:11.347	P 50.48	57.554	16:38:05.124
119 - D3	OUTLAP	IN PIT		2:01.335	P 54.65	47.542	16:40:06.459
120 - D2	OUTLAP	IN PIT		2:09.283	P 51.29	55.490	16:42:15.742
121 - D3	OUTLAP	IN PIT		2:39.549	P 41.56	1:25.756	16:44:55.291
122 - D2	OUTLAP	39.516	109.0	1:24.441	78.53	10.648	16:46:19.732
123 - D2	43.099	IN PIT		6:15.928	P 17.63	5:02.135	16:52:35.660
124 - D2	OUTLAP	38.683	107.8	1:23.395	79.51	9.602	16:53:59.055
125 - D2	42.625	IN PIT		2:23.490	P 46.21	1:09.697	16:56:22.545
126 - D2	OUTLAP	38.003	111.3	1:22.224	80.64	8.431	16:57:44.769
127 - D2	41.240	37.901	111.6	1:19.141	83.78	5.348	16:59:03.910

2023 MPSC 6 Hour Endurance Race

Mondello Park Fiesta Endurance

Endurance Testing 1 - SECTOR ANALYSIS



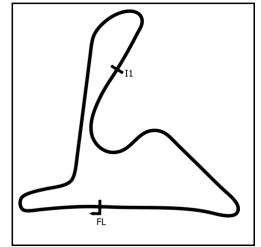
SECTOR 1 = FL to I1, SECTOR 2 = I1 to FL, DIFF = Difference To Personal Best Lap, P = Crossed Finish Line in Pit Lane, D = Time Disallowed

P11 201		Team Mature		Ford Fiesta Zetec / 1250cc			
IDEAL LAP TIME : 1:13.674		BEST LAP TIME : 1:13.825		DIFFERENCE : 0.151			
D1: Paul Twomey		D2: Cian Walsh		D3: Alan O'Neill			
LAP	SECTOR 1	SECTOR 2		LAP TIME	KPH	DIFF	TIME OF DAY
1 - D3	OUTLAP	40.234	104.6	1:35.170	69.67	21.345	12:08:15.602
2 - D3	43.306	39.492	106.7	1:22.798	80.08	8.973	12:09:38.400
3 - D3	42.393	38.859	107.8	1:21.252	81.61	7.427	12:10:59.652
4 - D3	41.595	38.369	108.4	1:19.964	82.92	6.139	12:12:19.616
5 - D3	40.920	37.893	107.8	1:18.813	84.13	4.988	12:13:38.429
6 - D3	41.293	39.110	109.2	1:20.403	82.47	6.578	12:14:58.832
7 - D3	41.303	38.224	109.6	1:19.527	83.38	5.702	12:16:18.359
8 - D3	41.180	38.291	108.7	1:19.471	83.44	5.646	12:17:37.830
9 - D3	40.696	37.923	110.3	1:18.619	84.34	4.794	12:18:56.449
10 - D3	40.726	38.981	110.8	1:19.707	83.19	5.882	12:20:16.156
11 - D3	42.009	37.632	109.6	1:19.641	83.26	5.816	12:21:35.797
12 - D3	40.838	IN PIT		3:03.753	P 36.08	1:49.928	12:24:39.550
13 - D1	OUTLAP	38.437	106.7	1:22.127	80.74	8.302	12:26:01.677
14 - D1	40.081	39.728	109.6	1:19.809	83.08	5.984	12:27:21.486
15 - D1	40.122	36.459	111.5	1:16.581	86.59	2.756	12:28:38.067
16 - D1	39.889	37.001	108.2	1:16.890	86.24	3.065	12:29:54.957
17 - D1	39.739	37.024	107.4	1:16.763	86.38	2.938	12:31:11.720
18 - D1	40.423	37.118	111.1	1:17.541	85.51	3.716	12:32:29.261
19 - D1	39.668	36.385	110.7	1:16.053	87.19	2.228	12:33:45.314
20 - D1	39.994	37.014	110.3	1:17.008	86.11	3.183	12:35:02.322
21 - D1	39.614	36.756	108.7	1:16.370	86.82	2.545	12:36:18.692
22 - D1	39.855	36.576	110.8	1:16.431	86.76	2.606	12:37:35.123
23 - D1	40.000	37.209	109.8	1:17.209	85.88	3.384	12:38:52.332
24 - D2	39.802	IN PIT		19:37.675	P 5.63	18:23.850	12:58:30.007
25 - D3	OUTLAP	37.709	111.9	1:20.882	81.98	7.057	12:59:50.889
26 - D3	40.314	38.000	111.9	1:18.314	84.67	4.489	13:01:09.203
27 - D3	41.723	37.615	109.7	1:19.338	83.58	5.513	13:02:28.541
28 - D3	40.091	37.313	110.5	1:17.404	85.66	3.579	13:03:45.945
29 - D3	40.022	39.196	110.3	1:19.218	83.70	5.393	13:05:05.163
30 - D3	44.056	38.604	112.2	1:22.660	80.22	8.835	13:06:27.823
31 - D3	40.363	38.251	111.9	1:18.614	84.35	4.789	13:07:46.437
32 - D3	41.979	37.514	113.4	1:19.493	83.41	5.668	13:09:05.930
33 - D3	39.708	36.513	113.3	1:16.221	86.99	2.396	13:10:22.151
34 - D3	39.487	37.051	112.7	1:16.538	86.63	2.713	13:11:38.689
35 - D3	39.330	36.679	113.4	1:16.009	87.24	2.184	13:12:54.698
36 - D3	39.280	36.118	113.6	1:15.398	87.94	1.573	13:14:10.096
37 - D3	39.409	IN PIT		2:27.876	P 44.84	1:14.051	13:16:37.972
38 - D1	OUTLAP	36.727	110.9	1:18.510	84.46	4.685	13:17:56.482
39 - D1	39.550	36.488	110.2	1:16.038	87.20	2.213	13:19:12.520
40 - D1	39.237	36.288	110.3	1:15.525	87.80	1.700	13:20:28.045
41 - D1	39.195	36.352	111.1	1:15.547	87.77	1.722	13:21:43.592
42 - D1	38.799	36.366	110.6	1:15.165	88.22	1.340	13:22:58.757
43 - D1	38.862	36.592	110.6	1:15.454	87.88	1.629	13:24:14.211
44 - D1	38.921	36.293	110.7	1:15.214	88.16	1.389	13:25:29.425
45 - D1	39.054	36.313	107.4	1:15.367	87.98	1.542	13:26:44.792
46 - D1	39.833	36.441	111.2	1:16.274	86.93	2.449	13:28:01.066
47 - D1	39.236	36.229	110.6	1:15.465	87.87	1.640	13:29:16.531
48 - D1	39.692	36.281	110.5	1:15.973	87.28	2.148	13:30:32.504
49 - D1	39.595			2:42.798	40.73	1:28.973	13:33:15.302
50 - D2				49.653	D 133.55		13:34:04.956
51 - D2				1:17.717	85.32	3.892	13:35:22.673
52 - D2				1:19.593	83.31	5.768	13:36:42.266
53 - D2				1:15.400	87.94	1.575	13:37:57.666
54 - D2				1:15.672	87.63	1.847	13:39:13.338
55 - D2		IN PIT		1:40:33.968	P 1.09	1:39:20.143	15:19:47.306
56 - D3	OUTLAP	35.861	113.0	1:17.641	85.40	3.816	15:21:04.947
57 - D3	38.542	35.449	113.8	1:13.991	(2) 89.62	0.166	15:22:18.938
58 - D3	49.034	IN PIT		5:41.943	P 19.39	4:28.118	15:28:00.881
59 - D3	OUTLAP	35.790	114.8	1:17.377	85.69	3.552	15:29:18.258
60 - D3	38.693	35.132	114.4	1:13.825	(1) 89.82		15:30:32.083
61 - D3	38.686	36.135	113.6	1:14.821	(3) 88.62	0.996	15:31:46.904

2023 MPSC 6 Hour Endurance Race

Mondello Park Fiesta Endurance

Endurance Testing 1 - SECTOR ANALYSIS



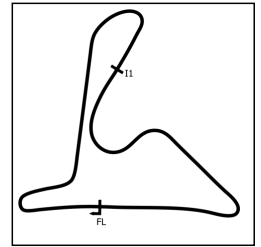
SECTOR 1 = FL to I1, SECTOR 2 = I1 to FL, DIFF = Difference To Personal Best Lap, P = Crossed Finish Line in Pit Lane, D = Time Disallowed

62 - D3	40.526	36.757	112.1	1:17.283	85.80	3.458	15:33:04.187
63 - D3	40.412	36.618	113.2	1:17.030	86.08	3.205	15:34:21.217
64 - D3	40.249	36.736	112.7	1:16.985	86.13	3.160	15:35:38.202
65 - D3	40.056	36.801	112.1	1:16.857	86.27	3.032	15:36:55.059
66 - D3	40.335	37.006	112.6	1:17.341	85.73	3.516	15:38:12.400
67 - D3	40.142	36.750	111.8	1:16.892	86.24	3.067	15:39:29.292
68 - D3	40.717	IN PIT		8:12.606	P 13.46	6:58.781	15:47:41.898
69 - D3	OUTLAP	39.643	108.8	1:24.424	78.54	10.599	15:49:06.322
70 - D3	42.133	38.652	110.4	1:20.785	82.08	6.960	15:50:27.107
71 - D3	41.924	37.723	111.8	1:19.647	83.25	5.822	15:51:46.754
72 - D3	41.450	37.970	110.7	1:19.420	83.49	5.595	15:53:06.174
73 - D3	41.345	37.707	111.8	1:19.052	83.88	5.227	15:54:25.226
74 - D3	40.957	37.684	111.3	1:18.641	84.32	4.816	15:55:43.867
75 - D3	44.382	38.165	111.4	1:22.547	80.33	8.722	15:57:06.414
76 - D3	41.275	39.195	106.4	1:20.470	82.40	6.645	15:58:26.884
77 - D3	41.708	39.027	110.5	1:20.735	82.13	6.910	15:59:47.619
78 - D3	41.071	37.743	111.1	1:18.814	84.13	4.989	16:01:06.433
79 - D3	41.769	38.675	110.4	1:20.444	82.43	6.619	16:02:26.877
80 - D3	40.797	37.362	111.2	1:18.159	84.84	4.334	16:03:45.036
81 - D3	40.785	IN PIT		2:08.711	P 51.52	54.886	16:05:53.747
82 - D1	OUTLAP	IN PIT		5:24.742	P 20.41	4:10.917	16:11:18.489
83 - D2	OUTLAP	38.866	110.7	1:22.680	80.20	8.855	16:12:41.169
84 - D2	41.607	55.167	108.7	1:36.774	68.52	22.949	16:14:17.943
85 - D2	41.149	IN PIT		6:49.032	P 16.21	5:35.207	16:21:06.975
86 - D1	OUTLAP	38.328	109.9	1:21.657	81.20	7.832	16:22:28.632
87 - D1	40.754	37.828	110.3	1:18.582	84.38	4.757	16:23:47.214
88 - D1	41.046	37.264	111.5	1:18.310	84.67	4.485	16:25:05.524
89 - D1	41.161	IN PIT		1:52.987	P 58.68	39.162	16:26:58.511
90 - D3	OUTLAP	37.886	111.6	1:21.755	81.11	7.930	16:28:20.266
91 - D3	40.824	38.408	108.8	1:19.232	83.69	5.407	16:29:39.498
92 - D3	40.768	37.191	111.9	1:17.959	85.06	4.134	16:30:57.457
93 - D3	41.514	IN PIT		2:01.724	P 54.47	47.899	16:32:59.181
94 - D2	OUTLAP	37.890	110.9	1:21.992	80.87	8.167	16:34:21.173
95 - D2	40.891	38.203	112.6	1:19.094	83.83	5.269	16:35:40.267
96 - D2	40.936	IN PIT		2:00.815	P 54.88	46.990	16:37:41.082
97 - D1	OUTLAP	37.312	109.9	1:20.912	81.95	7.087	16:39:01.994
98 - D1	41.659	37.410	110.9	1:19.069	83.86	5.244	16:40:21.063
99 - D1	40.017	37.968	110.8	1:17.985	85.03	4.160	16:41:39.048
100 - D1	40.337	IN PIT		15:07.624	P 7.30	13:53.799	16:56:46.672
101 - D2	OUTLAP	39.369	109.7	1:29.717	73.91	15.892	16:58:16.389
102 - D2	42.538	39.063	108.8	1:21.601	81.26	7.776	16:59:37.990

2023 MPSC 6 Hour Endurance Race

Mondello Park Fiesta Endurance

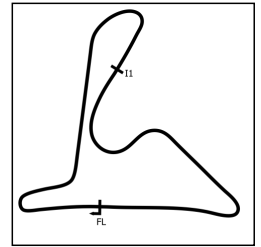
Endurance Testing 1 - SECTOR ANALYSIS



SECTOR 1 = FL to I1, SECTOR 2 = I1 to FL, DIFF = Difference To Personal Best Lap, P = Crossed Finish Line in Pit Lane, D = Time Disallowed

P12 55		Circus Animals		Ford Fiesta Zetec / 1250cc			
IDEAL LAP TIME : 1:13.866		BEST LAP TIME : 1:13.866		DIFFERENCE : 0.000			
D1: James Byrne		D2: Richie Byrne		D3: Keith Lenihan			
LAP	SECTOR 1	SECTOR 2		LAP TIME	KPH	DIFF	TIME OF DAY
1 - D1	OUTLAP	39.583	106.2	1:25.839	77.25	11.973	12:26:52.652
2 - D1	42.750	42.765	108.3	1:25.515	77.54	11.649	12:28:18.167
3 - D1	42.270	38.720	108.8	1:20.990	81.87	7.124	12:29:39.157
4 - D1	46.573	38.782	108.8	1:25.355	77.68	11.489	12:31:04.512
5 - D1	41.886	38.287	110.6	1:20.173	82.71	6.307	12:32:24.685
6 - D1	41.449	38.520	109.5	1:19.969	82.92	6.103	12:33:44.654
7 - D1	41.623	IN PIT		10:49.758	P 10.20	9:35.892	12:44:34.412
8 - D2	OUTLAP	38.193	109.3	1:21.892	80.97	8.026	12:45:56.304
9 - D2	41.975	38.252	108.8	1:20.227	82.65	6.361	12:47:16.531
10 - D2	41.373	38.929	108.5	1:20.302	82.57	6.436	12:48:36.833
11 - D2	40.971	37.840	108.5	1:18.811	84.14	4.945	12:49:55.644
12 - D2	45.867	37.669	110.0	1:23.536	79.38	9.670	12:51:19.180
13 - D2	40.787	37.348	110.3	1:18.135	84.86	4.269	12:52:37.315
14 - D2	40.308	37.508	110.3	1:17.816	85.21	3.950	12:53:55.131
15 - D2	40.307	38.178	110.4	1:18.485	84.49	4.619	12:55:13.616
16 - D2	41.754	37.516	110.3	1:19.270	83.65	5.404	12:56:32.886
17 - D2	40.249	37.438	109.4	1:17.687	85.35	3.821	12:57:50.573
18 - D2	40.112	37.112	110.6	1:17.224	85.86	3.358	12:59:07.797
19 - D2	40.185	37.176	109.7	1:17.361	85.71	3.495	13:00:25.158
20 - D3		2:01.120		17:53.123	6.17	16:39.257	13:18:18.281
21 - D3				1:21.230	81.63	7.364	13:19:39.511
22 - D3	40.509	37.786		1:18.295	84.69	4.429	13:20:57.806
23 - D3	40.225	37.619		1:17.844	85.18	3.978	13:22:15.650
24 - D1				1:08:32.210	1.61	1:07:18.344	14:30:47.860
25 - D1				1:20.628	82.24	6.762	14:32:08.488
26 - D1				1:17.159	85.94	3.293	14:33:25.647
27 - D1				1:16.488	86.69	2.622	14:34:42.135
28 - D1				1:17.252	85.83	3.386	14:35:59.387
29 - D1				1:17.254	85.83	3.388	14:37:16.641
30 - D1				1:16.645	86.51	2.779	14:38:33.286
31 - D1				1:18.439	84.53	4.573	14:39:51.725
32 - D1				1:16.013	87.23	2.147	14:41:07.738
33 - D1				1:15.304	88.05	1.438	14:42:23.042
34 - D1				1:15.384	87.96	1.518	14:43:38.426
35 - D1				1:18.414	84.56	4.548	14:44:56.840
36 - D1				1:15.094 (3)	88.30	1.228	14:46:11.934
37 - D1				1:15.182	88.20	1.316	14:47:27.116
38 - D3		35.846	111.9	23:38.749	4.67	22:24.883	15:11:05.865
39 - D3		35.857		8:41.402	12.71	7:27.536	15:19:47.267
40 - D3	38.426	35.746		1:14.172 (2)	89.40	0.306	15:21:01.439
41 - D3	38.347	35.519		1:13.866 (1)	89.77		15:22:15.305
42 - D3	3:37.660	IN PIT		18:20.240	P 6.02	17:06.374	15:40:35.545
43 - D2	OUTLAP	40.379	107.7	1:26.378	76.76	12.512	15:42:01.923
44 - D2	42.713	38.962	108.8	1:21.675	81.19	7.809	15:43:23.598
45 - D2	57.016	IN PIT		8:57.864	P 12.32	7:43.998	15:52:21.462
46 - D2	OUTLAP	39.631	104.7	1:25.663	77.41	11.797	15:53:47.125
47 - D2	44.806	39.863	109.0	1:24.669	78.31	10.803	15:55:11.794
48 - D2	42.715	39.262	110.0	1:21.977	80.89	8.111	15:56:33.771
49 - D2	42.521	38.801	110.0	1:21.322	81.54	7.456	15:57:55.093
50 - D2	41.930	38.481	110.0	1:20.411	82.46	6.545	15:59:15.504
51 - D2	41.910	38.566	109.8	1:20.476	82.39	6.610	16:00:35.980
52 - D2	41.692	38.179	110.0	1:19.871	83.02	6.005	16:01:55.851
53 - D2	41.462	38.129	110.2	1:19.591	83.31	5.725	16:03:15.442
54 - D2	54.877	37.989	110.4	1:32.866	71.40	19.000	16:04:48.308
55 - D2	41.547	37.809	110.0	1:19.356	83.56	5.490	16:06:07.664
56 - D2	49.127	IN PIT		14:37.420	P 7.55	13:23.554	16:20:45.084
57 - D1	OUTLAP	39.754	109.4	1:26.492	76.66	12.626	16:22:11.576
58 - D1	42.263	38.852	108.8	1:21.115	81.75	7.249	16:23:32.691
59 - D1	42.768	IN PIT		2:00.170	P 55.18	46.304	16:25:32.861
60 - D3	OUTLAP	41.977	109.2	1:33.843	70.66	19.977	16:27:06.704
61 - D3	45.077	41.224	108.5	1:26.301	76.83	12.435	16:28:33.005

2023 MPSC 6 Hour Endurance Race
Mondello Park Fiesta Endurance
Endurance Testing 1 - SECTOR ANALYSIS



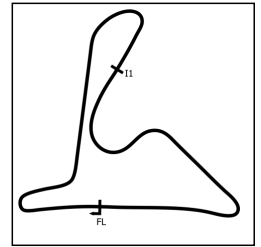
SECTOR 1 = FL to I1, SECTOR 2 = I1 to FL, DIFF = Difference To Personal Best Lap, P = Crossed Finish Line in Pit Lane, D = Time Disallowed

62 - D3	47.687	IN PIT		2:10.073	P	50.98	56.207	16:30:43.078
63 - D2	OUTLAP	38.182	109.8	1:21.582		81.28	7.716	16:32:04.660
64 - D2	41.252	37.599	110.3	1:18.851		84.09	4.985	16:33:23.511
65 - D2	41.441	37.637	110.4	1:19.078		83.85	5.212	16:34:42.589
66 - D2	41.083	37.421	110.9	1:18.504		84.46	4.638	16:36:01.093
67 - D2	41.285	IN PIT		1:55.373	P	57.47	41.507	16:37:56.466
68 - D3	OUTLAP	37.934	109.7	1:21.196		81.66	7.330	16:39:17.662
69 - D3	42.898	37.711	109.9	1:20.609		82.26	6.743	16:40:38.271
70 - D3	41.535	37.695	109.7	1:19.230		83.69	5.364	16:41:57.501
71 - D3	41.533	IN PIT		2:07.739	P	51.91	53.873	16:44:05.240
72 - D3	OUTLAP	40.177	109.5	1:29.733		73.89	15.867	16:45:34.973
73 - D3	46.560	40.934	109.4	1:27.494		75.79	13.628	16:47:02.467
74 - D3	44.559	IN PIT		2:02.791	P	54.00	48.925	16:49:05.258
75 - D2	OUTLAP	37.638	110.7	1:20.012		82.87	6.146	16:50:25.270
76 - D2	41.101	37.497	110.2	1:18.598		84.36	4.732	16:51:43.868

2023 MPSC 6 Hour Endurance Race

Mondello Park Fiesta Endurance

Endurance Testing 1 - SECTOR ANALYSIS



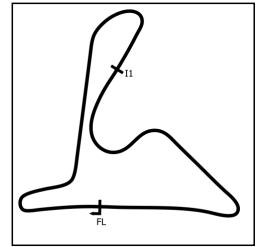
SECTOR 1 = FL to I1, SECTOR 2 = I1 to FL, DIFF = Difference To Personal Best Lap, P = Crossed Finish Line in Pit Lane, D = Time Disallowed

P13 121		Team Tommy Byrne / POB Racing		Ford Fiesta Zetec / 1250cc			
IDEAL LAP TIME : 1:13.780		BEST LAP TIME : 1:13.902		DIFFERENCE : 0.122			
D1: David Kennedy		D2: Tommy Byrne		D3: Michael Fassbender			
LAP	SECTOR 1	SECTOR 2	LAP TIME	KPH	DIFF	TIME OF DAY	
1 - D3	OUTLAP	44.708	102.9	1:43.683	63.95	29.781	12:37:21.759
2 - D3	48.516	43.294	107.2	1:31.810	72.22	17.908	12:38:53.569
3 - D3	46.526	41.416	108.5	1:27.942	75.40	14.040	12:40:21.511
4 - D3	46.554	41.203	104.6	1:27.757	75.56	13.855	12:41:49.268
5 - D3	46.234	40.384	103.7	1:26.618	76.55	12.716	12:43:15.886
6 - D3	44.208	39.877	104.7	1:24.085	78.86	10.183	12:44:39.971
7 - D3	45.005	40.286	105.5	1:25.291	77.74	11.389	12:46:05.262
8 - D3	44.331	39.281	106.4	1:23.612	79.30	9.710	12:47:28.874
9 - D3	43.749	39.064	106.1	1:22.813	80.07	8.911	12:48:51.687
10 - D3	43.058	38.956	105.4	1:22.014	80.85	8.112	12:50:13.701
11 - D3	43.528	39.448	103.6	1:22.976	79.91	9.074	12:51:36.677
12 - D3	42.843	38.827	104.5	1:21.670	81.19	7.768	12:52:58.347
13 - D3	43.132	39.098	104.8	1:22.230	80.64	8.328	12:54:20.577
14 - D3	43.117	38.265	106.9	1:21.382	81.48	7.480	12:55:41.959
15 - D3	42.578	39.724	105.0	1:22.302	80.57	8.400	12:57:04.261
16 - D3	42.536	39.957	103.4	1:22.493	80.38	8.591	12:58:26.754
17 - D3	42.863	38.682	105.1	1:21.545	81.31	7.643	12:59:48.299
18 - D3	42.073	38.333	106.6	1:20.406	82.47	6.504	13:01:08.705
19 - D3	42.011	39.098	106.5	1:21.109	81.75	7.207	13:02:29.814
20 - D3	44.633	38.312	105.4	1:22.945	79.94	9.043	13:03:52.759
21 - D3	41.806	40.044	106.2	1:21.850	81.01	7.948	13:05:14.609
22 - D3	41.828	38.514	105.9	1:20.342	82.53	6.440	13:06:34.951
23 - D3	41.355	IN PIT		21:05.399	P 5.24	19:51.497	13:27:40.350
24 - D1	OUTLAP	43.461	105.8	1:35.362	69.53	21.460	13:29:15.712
25 - D1	48.970	41.203	108.3	1:30.173	73.53	16.271	13:30:45.885
26 - D1	44.442	39.192	109.4	1:23.634	79.28	9.732	13:32:09.519
27 - D1	42.928	38.151	110.6	1:21.079	81.78	7.177	13:33:30.598
28 - D1	42.803	38.022	110.3	1:20.825	82.04	6.923	13:34:51.423
29 - D1	40.972	53.754	110.2	1:34.726	70.00	20.824	13:36:26.149
30 - D1	41.656	37.400	110.5	1:19.056	83.87	5.154	13:37:45.205
31 - D1	41.083	37.170	111.5	1:18.253	84.74	4.351	13:39:03.458
32 - D1	40.626	37.008	111.1	1:17.634	85.41	3.732	13:40:21.092
33 - D1	42.981	37.187	111.1	1:20.168	82.71	6.266	13:41:41.260
34 - D1	40.251	37.085	110.8	1:17.336	85.74	3.434	13:42:58.596
35 - D1	40.235	36.929	111.2	1:17.164	85.93	3.262	13:44:15.760
36 - D1	39.981	36.672	110.2	1:16.653	86.50	2.751	13:45:32.413
37 - D1	39.508	36.566	110.9	1:16.074	87.16	2.172	13:46:48.487
38 - D1	39.224	36.490	110.9	1:15.714	87.58	1.812	13:48:04.201
39 - D1	39.386	36.682	110.6	1:16.068	87.17	2.166	13:49:20.269
40 - D1	39.309	36.207	111.3	1:15.516	87.81	1.614	13:50:35.785
41 - D1	39.253	IN PIT		28:32.721	P 3.87	27:18.819	14:19:08.506
42 - D2	OUTLAP	39.713	107.8	1:27.392	75.87	13.490	14:20:35.898
43 - D2	42.139	38.263	111.8	1:20.402	82.47	6.500	14:21:56.300
44 - D2	40.106	37.174	111.3	1:17.280	85.80	3.378	14:23:13.580
45 - D2	39.624	37.105	111.6	1:16.729	86.42	2.827	14:24:30.309
46 - D2	39.095	37.086	112.6	1:16.181	87.04	2.279	14:25:46.490
47 - D2	39.052	36.691	111.2	1:15.743	87.54	1.841	14:27:02.233
48 - D2	39.270	37.305	112.0	1:16.575	86.59	2.673	14:28:18.808
49 - D2	39.796	36.648	112.6	1:16.444	86.74	2.542	14:29:35.252
50 - D2	39.063	36.384	113.2	1:15.447	87.89	1.545	14:30:50.699
51 - D2	39.063	36.407	112.1	1:15.470	87.86	1.568	14:32:06.169
52 - D2	38.870	36.315	112.5	1:15.185	88.19	1.283	14:33:21.354
53 - D2	40.294	36.208	112.8	1:16.502	86.68	2.600	14:34:37.856
54 - D2	39.211	36.067	113.0	1:15.278	88.08	1.376	14:35:53.134
55 - D2	38.784	36.132	113.0	1:14.916	88.51	1.014	14:37:08.050
56 - D2	38.772	36.290	112.3	1:15.062	88.34	1.160	14:38:23.112
57 - D2	39.445	36.110	114.0	1:15.555	87.76	1.653	14:39:38.667
58 - D2	39.067	36.223	112.3	1:15.290	88.07	1.388	14:40:53.957
59 - D2	38.677	35.823	111.2	1:14.500	89.00	0.598	14:42:08.457
60 - D2	38.691	IN PIT		13:49.204	P 7.99	12:35.302	14:55:57.661
61 - D3	OUTLAP	52.982	105.9	1:38.055	67.62	24.153	14:57:35.716

2023 MPSC 6 Hour Endurance Race

Mondello Park Fiesta Endurance

Endurance Testing 1 - SECTOR ANALYSIS



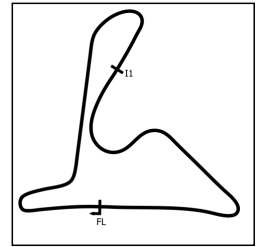
SECTOR 1 = FL to I1, SECTOR 2 = I1 to FL, DIFF = Difference To Personal Best Lap, P = Crossed Finish Line in Pit Lane, D = Time Disallowed

62 - D3	41.269	37.872	110.0	1:19.141	83.78	5.239	14:58:54.857
63 - D3	39.883	37.055	110.7	1:16.938	86.18	3.036	15:00:11.795
64 - D3	40.118	37.729	112.0	1:17.847	85.18	3.945	15:01:29.642
65 - D3	42.472	39.457	111.1	1:21.929	80.93	8.027	15:02:51.571
66 - D3	39.435	36.786	111.9	1:16.221	86.99	2.319	15:04:07.792
67 - D3	40.316	37.654	108.5	1:17.970	85.04	4.068	15:05:25.762
68 - D3	39.691	36.391	108.9	1:16.082	87.15	2.180	15:06:41.844
69 - D3	39.637	36.522	112.0	1:16.159	87.07	2.257	15:07:58.003
70 - D3	39.199	37.287	108.4	1:16.486	86.69	2.584	15:09:14.489
71 - D3	39.512	36.731	110.7	1:16.243	86.97	2.341	15:10:30.732
72 - D3	38.901	35.939	110.8	1:14.840	88.60	0.938	15:11:45.572
73 - D3	38.948	35.945	110.3	1:14.893	88.54	0.991	15:13:00.465
74 - D3	38.998	IN PIT		3:46.472	P 29.28	2:32.570	15:16:46.937
75 - D3	OUTLAP	35.817	112.3	1:18.215	84.78	4.313	15:18:05.152
76 - D3	38.589	35.811	110.7	1:14.400	89.12	0.498	15:19:19.552
77 - D3	38.414	35.504	111.2	1:13.918	(2) 89.71	0.016	15:20:33.470
78 - D3	38.461	35.852	112.5	1:14.313	(3) 89.23	0.411	15:21:47.783
79 - D3	38.276	35.626	112.3	1:13.902	(1) 89.72		15:23:01.685
80 - D3	47.201	IN PIT		25:05.412	P 4.40	23:51.510	15:48:07.097
81 - D1	OUTLAP	42.955	101.5	1:29.369	74.20	15.467	15:49:36.466
82 - D1	45.307	40.300	107.7	1:25.607	77.46	11.705	15:51:02.073
83 - D1	44.388	39.878	108.8	1:24.266	78.69	10.364	15:52:26.339
84 - D1	46.621	39.874	103.9	1:26.495	76.66	12.593	15:53:52.834
85 - D1	43.176	39.644	109.0	1:22.820	80.06	8.918	15:55:15.654
86 - D1	43.506	39.598	108.3	1:23.104	79.79	9.202	15:56:38.758
87 - D1	43.369	39.752	108.9	1:23.121	79.77	9.219	15:58:01.879
88 - D1	44.481	39.641	108.5	1:24.122	78.82	10.220	15:59:26.001
89 - D1	42.873	39.246	109.4	1:22.119	80.75	8.217	16:00:48.120
90 - D1	42.966	39.650	108.3	1:22.616	80.26	8.714	16:02:10.736
91 - D1	42.696	38.784	109.8	1:21.480	81.38	7.578	16:03:32.216
92 - D1	42.324	38.748	109.5	1:21.072	81.79	7.170	16:04:53.288
93 - D1	42.234	38.579	110.2	1:20.813	82.05	6.911	16:06:14.101
94 - D1	44.782	IN PIT		5:59.237	P 18.45	4:45.335	16:12:13.338
95 - D3	OUTLAP	47.356	104.0	1:34.444	70.21	20.542	16:13:47.782
96 - D3	44.619	39.849	107.4	1:24.468	78.50	10.566	16:15:12.250
97 - D3	1:00.560	IN PIT		6:10.629	P 17.89	4:56.727	16:21:22.879
98 - D3	OUTLAP	39.790	108.1	1:26.904	76.30	13.002	16:22:49.783
99 - D3	44.253	39.757	105.3	1:24.010	78.93	10.108	16:24:13.793
100 - D3	43.587	39.107	108.1	1:22.694	80.18	8.792	16:25:36.487
101 - D3	45.054	39.615	109.8	1:24.669	78.31	10.767	16:27:01.156
102 - D3	43.378	IN PIT		2:58.974	P 37.05	1:45.072	16:30:00.130
103 - D2	OUTLAP	38.035	111.4	1:24.536	78.44	10.634	16:31:24.666
104 - D2	41.407	38.768	108.7	1:20.175	82.70	6.273	16:32:44.841
105 - D2	41.549	39.669	111.1	1:21.218	81.64	7.316	16:34:06.059
106 - D2	41.696	38.135	111.4	1:19.831	83.06	5.929	16:35:25.890
107 - D2	41.413	37.699	112.3	1:19.112	83.82	5.210	16:36:45.002
108 - D2	47.437	38.205	112.0	1:25.642	77.42	11.740	16:38:10.644
109 - D2	41.385	37.892	111.2	1:19.277	83.64	5.375	16:39:29.921
110 - D2	41.585	38.242		1:19.827	83.06	5.925	16:40:49.748
111 - D2	41.636	38.931	110.8	1:20.567	82.30	6.665	16:42:10.315
112 - D2	41.078	37.922	110.5	1:19.000	83.93	5.098	16:43:29.315
113 - D2	41.411	38.120	110.7	1:19.531	83.37	5.629	16:44:48.846
114 - D2	42.099	37.744	111.9	1:19.843	83.05	5.941	16:46:08.689

2023 MPSC 6 Hour Endurance Race

Mondello Park Fiesta Endurance

Endurance Testing 1 - SECTOR ANALYSIS



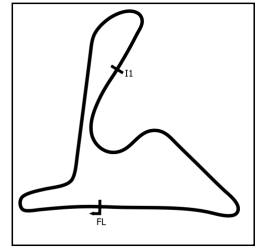
SECTOR 1 = FL to I1, SECTOR 2 = I1 to FL, DIFF = Difference To Personal Best Lap, P = Crossed Finish Line in Pit Lane, D = Time Disallowed

P14 42		Shedsdirect.ie		Ford Fiesta Zetec / 1250cc			
IDEAL LAP TIME : 1:14.300		BEST LAP TIME : 1:14.300		DIFFERENCE : 0.000			
D1: Jason O'Connell		D2: Alan Dawson		D3: Keith Dawson			
LAP	SECTOR 1	SECTOR 2		LAP TIME	KPH	DIFF	TIME OF DAY
1 - D1	OUTLAP	40.065	107.4	1:28.145	75.23	13.845	12:19:49.633
2 - D1	42.562	39.109	107.4	1:21.671	81.19	7.371	12:21:11.304
3 - D1	41.902	37.726	111.4	1:19.628	83.27	5.328	12:22:30.932
4 - D1	41.615	37.731	111.9	1:19.346	83.57	5.046	12:23:50.278
5 - D1	41.394	37.772	111.8	1:19.166	83.76	4.866	12:25:09.444
6 - D1	40.406	37.297	111.3	1:17.703	85.34	3.403	12:26:27.147
7 - D1	46.422	IN PIT		14:37.312	P 7.55	13:23.012	12:41:04.459
8 - D1	OUTLAP	37.912	110.2	1:21.604	81.26	7.304	12:42:26.063
9 - D1	40.829	37.325	111.1	1:18.154	84.84	3.854	12:43:44.217
10 - D1	39.905	37.739	109.8	1:17.644	85.40	3.344	12:45:01.861
11 - D1	40.358	37.145	111.2	1:17.503	85.56	3.203	12:46:19.364
12 - D1	41.900	37.693	111.5	1:19.593	83.31	5.293	12:47:38.957
13 - D1	40.229	37.613	108.9	1:17.842	85.18	3.542	12:48:56.799
14 - D1	40.229	37.527	112.2	1:17.756	85.28	3.456	12:50:14.555
15 - D1	42.796	37.496	112.1	1:20.292	82.58	5.992	12:51:34.847
16 - D1	42.493	IN PIT		24:16.614	P 4.55	23:02.314	13:15:51.461
17 - D1	OUTLAP	37.408	110.8	1:20.205	82.67	5.905	13:17:11.666
18 - D1	48.157	38.950	110.9	1:27.107	76.12	12.807	13:18:38.773
19 - D1	42.938	IN PIT		18:55.167	P 5.84	17:40.867	13:37:33.940
20 - D1	OUTLAP	37.460	111.1	1:24.408	78.56	10.108	13:38:58.348
21 - D1	39.988	36.719	111.4	1:16.707	86.44	2.407	13:40:15.055
22 - D1	39.447	36.527	112.1	1:15.974	87.28	1.674	13:41:31.029
23 - D1	39.326	36.273	112.6	1:15.599	87.71	1.299	13:42:46.628
24 - D1	39.231	36.127	112.7	1:15.358	87.99	1.058	13:44:01.986
25 - D1	39.287	35.990	113.0	1:15.277	88.09	0.977	13:45:17.263
26 - D1	39.402	36.190	112.8	1:15.592	87.72	1.292	13:46:32.855
27 - D1	38.900	35.849	112.6	1:14.749	88.71	0.449	13:47:47.604
28 - D1	38.754	35.953	112.7	1:14.707	88.76	0.407	13:49:02.311
29 - D1	38.554	35.977	113.2	1:14.531	(2) 88.97	0.231	13:50:16.842
30 - D1	41.956	IN PIT		7:11.979	P 15.35	5:57.679	13:57:28.821
31 - D1	OUTLAP	37.212	111.1	1:19.555	83.35	5.255	13:58:48.376
32 - D1	40.255	36.615	112.3	1:16.870	86.26	2.570	14:00:05.246
33 - D1	39.514	38.619	101.6	1:18.133	84.87	3.833	14:01:23.379
34 - D1	39.413	36.335	113.0	1:15.748	87.54	1.448	14:02:39.127
35 - D1	39.185	36.396	112.9	1:15.581	87.73	1.281	14:03:54.708
36 - D1	39.247	36.365	112.8	1:15.612	87.70	1.312	14:05:10.320
37 - D1	38.960	36.321	112.8	1:15.281	88.08	0.981	14:06:25.601
38 - D1	38.981	36.372	112.7	1:15.353	88.00	1.053	14:07:40.954
39 - D1	38.834	36.154	111.4	1:14.988	88.43	0.688	14:08:55.942
40 - D1	38.780	36.086	112.3	1:14.866	88.57	0.566	14:10:10.808
41 - D1	38.605	36.213	113.0	1:14.818	88.63	0.518	14:11:25.626
42 - D1	38.632	36.018	112.3	1:14.650	88.83	0.350	14:12:40.276
43 - D1	38.496	35.804	112.8	1:14.300	(1) 89.24		14:13:54.576
44 - D1	38.658	35.890	112.6	1:14.548	(3) 88.95	0.248	14:15:09.124
45 - D1	48.659	IN PIT		1:16:57.202	P 1.43	1:15:42.902	15:32:06.326
46 - D1	OUTLAP	40.504	109.8	1:31.297	72.63	16.997	15:33:37.623
47 - D1	42.548	39.333	109.9	1:21.881	80.98	7.581	15:34:59.504
48 - D1	42.660	38.559	111.5	1:21.219	81.64	6.919	15:36:20.723
49 - D1	42.979	39.629	112.1	1:22.608	80.27	8.308	15:37:43.331
50 - D1	41.027	38.568	111.5	1:19.595	83.31	5.295	15:39:02.926
51 - D1	43.166	38.258	110.4	1:21.424	81.44	7.124	15:40:24.350
52 - D1	40.827	37.908	110.5	1:18.735	84.22	4.435	15:41:43.085
53 - D1	40.826	38.117	109.5	1:18.943	83.99	4.643	15:43:02.028
54 - D1	41.339	37.702	111.6	1:19.041	83.89	4.741	15:44:21.069
55 - D1	40.577	38.148	110.4	1:18.725	84.23	4.425	15:45:39.794
56 - D1	41.409	38.025	110.3	1:19.434	83.48	5.134	15:46:59.228
57 - D1	40.924	38.003	110.6	1:18.927	84.01	4.627	15:48:18.155

2023 MPSC 6 Hour Endurance Race

Mondello Park Fiesta Endurance

Endurance Testing 1 - SECTOR ANALYSIS



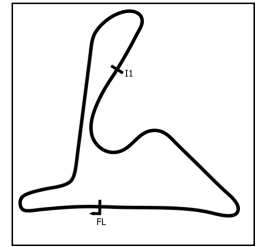
SECTOR 1 = FL to I1, SECTOR 2 = I1 to FL, DIFF = Difference To Personal Best Lap, P = Crossed Finish Line in Pit Lane, D = Time Disallowed

P15 33		Global Racing		Ford Fiesta Zetec / 1250cc			
IDEAL LAP TIME : 1:13.609		BEST LAP TIME : 1:14.605		DIFFERENCE : 0.996			
D1: Charlie Linnane		D2: Cameron Fenton		D3: Richard Kearney		D4: Peter Drennan	
LAP	SECTOR 1	SECTOR 2		LAP TIME	KPH	DIFF	TIME OF DAY
1 - D3	OUTLAP	40.145	107.0	1:28.088	75.27	13.483	12:12:48.954
2 - D3	42.710	39.003	107.8	1:21.713	81.15	7.108	12:14:10.667
3 - D3	42.193	38.176	107.8	1:20.369	82.50	5.764	12:15:31.036
4 - D3	41.276	38.275	107.6	1:19.551	83.35	4.946	12:16:50.587
5 - D3	41.159	37.996	108.2	1:19.155	83.77	4.550	12:18:09.742
6 - D3	41.104	37.821	107.4	1:18.925	84.01	4.320	12:19:28.667
7 - D3	41.229	37.812	108.1	1:19.041	83.89	4.436	12:20:47.708
8 - D3	40.999	IN PIT		4:22.234	P 25.28	3:07.629	12:25:09.942
9 - D3	OUTLAP	38.366	109.3	1:21.784	81.08	7.179	12:26:31.726
10 - D3	41.883	37.554	108.1	1:19.437	83.47	4.832	12:27:51.163
11 - D3	40.889	37.539	108.9	1:18.428	84.55	3.823	12:29:09.591
12 - D3	40.424	37.592	108.8	1:18.016	84.99	3.411	12:30:27.607
13 - D3	40.748	37.940	107.7	1:18.688	84.27	4.083	12:31:46.295
14 - D3	41.689	37.490	109.9	1:19.179	83.74	4.574	12:33:05.474
15 - D3	40.156	37.126	109.7	1:17.282	85.80	2.677	12:34:22.756
16 - D3	40.221	IN PIT		2:19.604	P 47.50	1:04.999	12:36:42.360
17 - D2	OUTLAP	40.749	106.6	1:26.364	76.78	11.759	12:38:08.724
18 - D2	41.968	39.179	104.3	1:21.147	81.71	6.542	12:39:29.871
19 - D2	41.139	38.122	106.7	1:19.261	83.66	4.656	12:40:49.132
20 - D2	41.029	38.122	108.3	1:19.151	83.77	4.546	12:42:08.283
21 - D2	40.728	37.570	108.7	1:18.298	84.69	3.693	12:43:26.581
22 - D2	40.602	37.541	108.7	1:18.143	84.85	3.538	12:44:44.724
23 - D2	40.469	37.955	107.2	1:18.424	84.55	3.819	12:46:03.148
24 - D2	40.454	37.195	110.2	1:17.649	85.39	3.044	12:47:20.797
25 - D2	40.293	37.429	110.3	1:17.722	85.31	3.117	12:48:38.519
26 - D2	40.376	37.306	108.8	1:17.682	85.36	3.077	12:49:56.201
27 - D2	40.464	37.537	107.7	1:18.001	85.01	3.396	12:51:14.202
28 - D2	40.353	37.388	110.0	1:17.741	85.29	3.136	12:52:31.943
29 - D2	41.363	IN PIT		5:17.497	P 20.88	4:02.892	12:57:49.440
30 - D1	OUTLAP	39.807	108.9	1:26.842	76.35	12.237	12:59:16.282
31 - D1	41.659	38.406	109.0	1:20.065	82.82	5.460	13:00:36.347
32 - D1	41.134	38.684	108.6	1:19.818	83.07	5.213	13:01:56.165
33 - D1	41.480	38.281	108.8	1:19.761	83.13	5.156	13:03:15.926
34 - D1	41.392	38.297	109.7	1:19.689	83.21	5.084	13:04:35.615
35 - D1	44.433	39.767	109.3	1:24.200	78.75	9.595	13:05:59.815
36 - D1	41.099	38.094	109.8	1:19.193	83.73	4.588	13:07:19.008
37 - D1	40.838	37.790	109.6	1:18.628	84.33	4.023	13:08:37.636
38 - D1	46.082	IN PIT		42:19.225	P 2.61	41:04.620	13:50:56.861
39 - D4	OUTLAP	38.720	109.2	1:26.084	77.03	11.479	13:52:22.945
40 - D4	41.368	37.532	109.0	1:18.900	84.04	4.295	13:53:41.845
41 - D4	40.610	37.235	109.6	1:17.845	85.18	3.240	13:54:59.690
42 - D4	44.003	37.149	109.7	1:21.152	81.71	6.547	13:56:20.842
43 - D4	40.289	37.226	109.3	1:17.515	85.54	2.910	13:57:38.357
44 - D4	41.380	IN PIT		4:17.228	P 25.77	3:02.623	14:01:55.585
45 - D4	OUTLAP	37.550	108.7	1:21.370	81.49	6.765	14:03:16.955
46 - D4	40.397	37.186	110.0	1:17.583	85.47	2.978	14:04:34.538
47 - D4	41.028	37.086	109.9	1:18.114	84.89	3.509	14:05:52.652
48 - D4	40.182	37.013	109.8	1:17.195	85.90	2.590	14:07:09.847
49 - D4	40.637	36.707	109.3	1:17.344	85.73	2.739	14:08:27.191
50 - D4	41.911	36.651	110.4	1:18.562	84.40	3.957	14:09:45.753
51 - D4	39.436	36.678	109.9	1:16.114	87.12	1.509	14:11:01.867
52 - D4	39.303	36.389	110.2	1:15.692	87.60	1.087	14:12:17.559
53 - D4	39.182	36.512	109.5	1:15.694	87.60	1.089	14:13:33.253
54 - D4	39.316	36.337	109.8	1:15.653	87.65	1.048	14:14:48.906
55 - D4	41.292	36.526	110.6	1:17.818	85.21	3.213	14:16:06.724
56 - D4	40.078	36.509	110.7	1:16.587	86.58	1.982	14:17:23.311
57 - D4	39.400	36.732	110.3	1:16.132	87.10	1.527	14:18:39.443
58 - D4	39.862	IN PIT		9:05.716	P 12.15	7:51.111	14:27:45.159

2023 MPSC 6 Hour Endurance Race

Mondello Park Fiesta Endurance

Endurance Testing 1 - SECTOR ANALYSIS



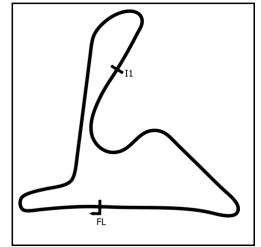
SECTOR 1 = FL to I1, SECTOR 2 = I1 to FL, DIFF = Difference To Personal Best Lap, P = Crossed Finish Line in Pit Lane, D = Time Disallowed

59 - D2	OUTLAP	37.472	109.3	1:20.250	82.63	5.645	14:29:05.409
60 - D2	39.688	37.309	109.7	1:16.997	86.12	2.392	14:30:22.406
61 - D2	39.558	36.782	109.2	1:16.340	86.86	1.735	14:31:38.746
62 - D2	40.082	36.703	109.6	1:16.785	86.36	2.180	14:32:55.531
63 - D2	39.070	36.904	109.2	1:15.974	87.28	1.369	14:34:11.505
64 - D2	39.170	36.317	110.5	1:15.487	87.84	0.882	14:35:26.992
65 - D2	38.958	36.411	109.5	1:15.369	87.98	0.764	14:36:42.361
66 - D2	38.938	36.355	109.7	1:15.293	88.07	0.688	14:37:57.654
67 - D2	38.940	37.039	109.0	1:15.979	87.27	1.374	14:39:13.633
68 - D2	39.324	IN PIT		33:35.869	P 3.28	32:21.264	15:12:49.502
69 - D3	OUTLAP	36.792	109.8	1:18.612	84.35	4.007	15:14:08.114
70 - D3	38.866	35.937	110.9	1:14.803	(3) 88.64	0.198	15:15:22.917
71 - D3	39.009	IN PIT		3:19.661	P 33.21	2:05.056	15:18:42.578
72 - D3	OUTLAP	35.750	110.5	1:17.789	85.24	3.184	15:20:00.367
73 - D3		35.382	111.6	2:28.279	44.72	1:13.674	15:22:28.646
74 - D3	58.456	IN PIT		5:32.752	P 19.92	4:18.147	15:28:01.398
75 - D3	OUTLAP	35.685	113.2	1:17.179	85.91	2.574	15:29:18.577
76 - D3	38.796	35.809	111.1	1:14.605	(1) 88.88		15:30:33.182
77 - D3	38.227	36.477	111.1	1:14.704	(2) 88.76	0.099	15:31:47.886
78 - D3	40.229	IN PIT		4:17.946	P 25.70	3:03.341	15:36:05.832
79 - D1	OUTLAP	39.510	108.8	1:27.826	75.50	13.221	15:37:33.658
80 - D1	42.159	38.492	109.5	1:20.651	82.22	6.046	15:38:54.309
81 - D1	43.043	40.127	86.1	1:23.170	79.73	8.565	15:40:17.479
82 - D1	43.932	38.953	108.3	1:22.885	80.00	8.280	15:41:40.364
83 - D1	41.949	38.671	108.9	1:20.620	82.25	6.015	15:43:00.984
84 - D1	44.008	38.601	109.2	1:22.609	80.27	8.004	15:44:23.593
85 - D1	42.306	38.952	108.8	1:21.258	81.60	6.653	15:45:44.851
86 - D1	42.372	38.984	108.7	1:21.356	81.50	6.751	15:47:06.207
87 - D1	42.466	38.923	109.4	1:21.389	81.47	6.784	15:48:27.596
88 - D1	42.473	IN PIT		4:03.993	P 27.17	2:49.388	15:52:31.589
89 - D4	OUTLAP	41.242	109.2	1:28.522	74.91	13.917	15:54:00.111
90 - D4	44.100	38.749	109.2	1:22.849	80.03	8.244	15:55:22.960
91 - D4	42.413	38.104	109.3	1:20.517	82.35	5.912	15:56:43.477
92 - D4	41.849	37.969	108.8	1:19.818	83.07	5.213	15:58:03.295
93 - D4	41.544	38.188	108.1	1:19.732	83.16	5.127	15:59:23.027
94 - D4	41.052	37.975	108.7	1:19.027	83.91	4.422	16:00:42.054
95 - D4	40.802	37.918	108.6	1:18.720	84.23	4.115	16:02:00.774
96 - D4	40.618	37.640	107.4	1:18.258	84.73	3.653	16:03:19.032
97 - D4	42.613	37.730	108.3	1:20.343	82.53	5.738	16:04:39.375
98 - D4	40.998	37.852	105.5	1:18.850	84.09	4.245	16:05:58.225

2023 MPSC 6 Hour Endurance Race

Mondello Park Fiesta Endurance

Endurance Testing 1 - SECTOR ANALYSIS



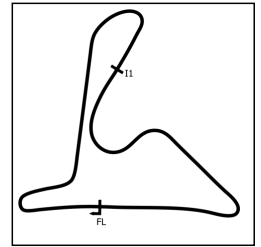
SECTOR 1 = FL to I1, SECTOR 2 = I1 to FL, DIFF = Difference To Personal Best Lap, P = Crossed Finish Line in Pit Lane, D = Time Disallowed

P16 31		Team Birrane		Ford Fiesta Zetec / 1250cc			
IDEAL LAP TIME : 1:14.609		BEST LAP TIME : 1:14.609		DIFFERENCE : 0.000			
D1: Josh Skeens		D2: Katie Skeens		D3: Sam Peters		D4: Greg Monks	
LAP	SECTOR 1	SECTOR 2	LAP TIME	KPH	DIFF	TIME OF DAY	
1 - D4	OUTLAP	53.995	100.0	1:45.636	62.77	31.027	12:30:27.515
2 - D4	44.994	39.682	107.7	1:24.676	78.31	10.067	12:31:52.191
3 - D4	42.927	38.439	109.5	1:21.366	81.49	6.757	12:33:13.557
4 - D4	42.634	39.259	109.8	1:21.893	80.97	7.284	12:34:35.450
5 - D4	43.343	38.450	109.0	1:21.793	81.07	7.184	12:35:57.243
6 - D4	41.922	40.033	109.4	1:21.955	80.91	7.346	12:37:19.198
7 - D4	41.864	37.824	110.4	1:19.688	83.21	5.079	12:38:38.886
8 - D4	41.385	37.456	110.0	1:18.841	84.10	4.232	12:39:57.727
9 - D4	41.483	37.587	110.2	1:19.070	83.86	4.461	12:41:16.797
10 - D4	41.277	37.813	110.0	1:19.090	83.84	4.481	12:42:35.887
11 - D4	41.303	37.527	109.8	1:18.830	84.12	4.221	12:43:54.717
12 - D4	41.565	37.723	110.0	1:19.288	83.63	4.679	12:45:14.005
13 - D4	40.960	37.423	110.8	1:18.383	84.59	3.774	12:46:32.388
14 - D4	40.998	37.892	108.8	1:18.890	84.05	4.281	12:47:51.278
15 - D4	43.591	IN PIT		53:11.941	P 2.07	51:57.332	13:41:03.219
16 - D3	OUTLAP	41.468	108.1	1:30.711	73.10	16.102	13:42:33.930
17 - D3	42.431	38.888	103.9	1:21.319	81.54	6.710	13:43:55.249
18 - D3	41.866	37.793	108.9	1:19.659	83.24	5.050	13:45:14.908
19 - D3	41.571	38.327	110.3	1:19.898	82.99	5.289	13:46:34.806
20 - D3	40.653	37.116	110.5	1:17.769	85.26	3.160	13:47:52.575
21 - D3	40.432	37.136	110.2	1:17.568	85.48	2.959	13:49:10.143
22 - D3	40.428	37.058	111.2	1:17.486	85.57	2.877	13:50:27.629
23 - D3	40.782	36.878	111.5	1:17.660	85.38	3.051	13:51:45.289
24 - D3	40.346	38.970	109.8	1:19.316	83.60	4.707	13:53:04.605
25 - D3	41.226	37.127	111.1	1:18.353	84.63	3.744	13:54:22.958
26 - D3	40.804	37.405	109.9	1:18.209	84.78	3.600	13:55:41.167
27 - D3	42.111	39.108	106.8	1:21.219	81.64	6.610	13:57:02.386
28 - D3	42.555	38.412	109.2	1:20.967	81.90	6.358	13:58:23.353
29 - D3	42.008	38.813	110.7	1:20.821	82.04	6.212	13:59:44.174
30 - D3	41.641	38.292	110.3	1:19.933	82.95	5.324	14:01:04.107
31 - D3	41.370	IN PIT		29:17.502	P 3.77	28:02.893	14:30:21.609
32 - D1	OUTLAP	48.886	101.0	1:37.707	67.86	23.098	14:31:59.316
33 - D1	42.718	38.634	109.7	1:21.352	81.51	6.743	14:33:20.668
34 - D1	42.737	38.034	110.4	1:20.771	82.09	6.162	14:34:41.439
35 - D1	40.996	39.273	110.5	1:20.269	82.61	5.660	14:36:01.708
36 - D1	40.561	37.469	111.1	1:18.030	84.98	3.421	14:37:19.738
37 - D1	40.268	37.553	109.0	1:17.821	85.21	3.212	14:38:37.559
38 - D1	40.254	37.754	110.2	1:18.008	85.00	3.399	14:39:55.567
39 - D1	39.800	38.657	111.6	1:18.457	84.52	3.848	14:41:14.024
40 - D1	39.287	37.545	111.2	1:16.832	86.30	2.223	14:42:30.856
41 - D1	39.432	36.861	110.5	1:16.293	86.91	1.684	14:43:47.149
42 - D1	39.847	36.757	110.8	1:16.604	86.56	1.995	14:45:03.753
43 - D1	39.279	36.936	110.4	1:16.215 (3)	87.00	1.606	14:46:19.968
44 - D1	39.996	36.375	111.8	1:16.371	86.82	1.762	14:47:36.339
45 - D1	39.181	36.822	106.2	1:16.003 (2)	87.24	1.394	14:48:52.342
46 - D1		IN PIT		12:32.043	P 8.81	11:17.434	15:01:24.385
47 - D2	OUTLAP	42.557	109.3	1:29.941	73.72	15.332	15:02:54.326
48 - D2	42.546	39.160	110.7	1:21.706	81.15	7.097	15:04:16.032
49 - D2	41.351	39.432	108.4	1:20.783	82.08	6.174	15:05:36.815
50 - D2	41.893	39.344	109.9	1:21.237	81.62	6.628	15:06:58.052
51 - D2	41.345	37.916	109.4	1:19.261	83.66	4.652	15:08:17.313
52 - D2	41.336	37.707	110.3	1:19.043	83.89	4.434	15:09:36.356
53 - D2	40.877	37.658	109.4	1:18.535	84.43	3.926	15:10:54.891
54 - D2	41.113	37.928	109.4	1:19.041	83.89	4.432	15:12:13.932
55 - D2	41.281	37.332	108.9	1:18.613	84.35	4.004	15:13:32.545
56 - D2	40.913	38.457	110.6	1:19.370	83.54	4.761	15:14:51.915
57 - D2	40.724	37.758	109.3	1:18.482	84.49	3.873	15:16:10.397
58 - D2	40.475	37.093	110.3	1:17.568	85.48	2.959	15:17:27.965
59 - D2	40.645	IN PIT		4:33.833	P 24.21	3:19.224	15:22:01.798
60 - D4	OUTLAP	37.385	106.9	1:21.503	81.36	6.894	15:23:23.301
61 - D4	54.995	IN PIT		4:52.119	P 22.70	3:37.510	15:28:15.420

2023 MPSC 6 Hour Endurance Race

Mondello Park Fiesta Endurance

Endurance Testing 1 - SECTOR ANALYSIS



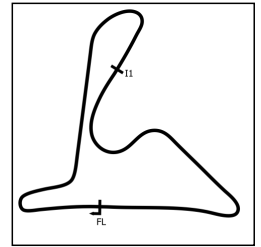
SECTOR 1 = FL to I1, SECTOR 2 = I1 to FL, DIFF = Difference To Personal Best Lap, P = Crossed Finish Line in Pit Lane, D = Time Disallowed

62 - D4	OUTLAP	36.510	110.0	1:18.592	84.37	3.983	15:29:34.012
63 - D4	39.088	35.521	111.1	1:14.609 (1)	88.87		15:30:48.621
64 - D4	41.569	39.313	109.2	1:20.882	81.98	6.273	15:32:09.503
65 - D4	42.255	37.688	110.0	1:19.943	82.94	5.334	15:33:29.446
66 - D4	40.995	38.227	109.4	1:19.222	83.70	4.613	15:34:48.668
67 - D4	41.140	37.247	112.1	1:18.387	84.59	3.778	15:36:07.055
68 - D4	40.117	36.949	111.2	1:17.066	86.04	2.457	15:37:24.121
69 - D4	41.066	37.368	110.3	1:18.434	84.54	3.825	15:38:42.555
70 - D4	41.003	IN PIT		13:43.872	P 8.04	12:29.263	15:52:26.427
71 - D1	OUTLAP	45.259	104.5	1:35.479	69.45	20.870	15:54:01.906
72 - D1	45.040	40.541	107.3	1:25.581	77.48	10.972	15:55:27.487
73 - D1	45.934	40.824	108.2	1:26.758	76.43	12.149	15:56:54.245
74 - D1	42.641	39.154	109.3	1:21.795	81.07	7.186	15:58:16.040
75 - D1	43.515	38.743	109.9	1:22.258	80.61	7.649	15:59:38.298
76 - D1	42.162	38.540	110.0	1:20.702	82.16	6.093	16:00:59.000
77 - D1	42.796	38.526	110.4	1:21.322	81.54	6.713	16:02:20.322
78 - D1	43.000	IN PIT		26:46.586	P 4.12	25:31.977	16:29:06.908
79 - D2	OUTLAP	42.686	104.1	1:33.740	70.74	19.131	16:30:40.648
80 - D2	50.590	42.480	105.1	1:33.070	71.24	18.461	16:32:13.718
81 - D2	46.011	40.331	107.3	1:26.342	76.80	11.733	16:33:40.060
82 - D2	44.972	41.014	103.5	1:25.986	77.11	11.377	16:35:06.046
83 - D2	46.133	40.113	107.3	1:26.246	76.88	11.637	16:36:32.292
84 - D2	45.193	41.434	107.4	1:26.627	76.54	12.018	16:37:58.919
85 - D2	45.369	40.476	107.2	1:25.845	77.24	11.236	16:39:24.764
86 - D2	44.220	40.943	98.7	1:25.163	77.86	10.554	16:40:49.927
87 - D2	46.102	IN PIT		7:30.081	P 14.73	6:15.472	16:48:20.008
88 - D3	OUTLAP	39.772	108.7	1:27.115	76.12	12.506	16:49:47.123
89 - D3	44.329	39.286	108.9	1:23.615	79.30	9.006	16:51:10.738
90 - D3	1:01.744	40.402	108.6	1:42.146	64.91	27.537	16:52:52.884
91 - D3	43.699	40.324	108.8	1:24.023	78.92	9.414	16:54:16.907
92 - D3	43.841	39.536	108.8	1:23.377	79.53	8.768	16:55:40.284
93 - D3	44.340	39.534	109.7	1:23.874	79.06	9.265	16:57:04.158
94 - D3	43.752	40.133	109.4	1:23.885	79.05	9.276	16:58:28.043
95 - D3	44.552	39.719	108.8	1:24.271	78.68	9.662	16:59:52.314

2023 MPSC 6 Hour Endurance Race

Mondello Park Fiesta Endurance

Endurance Testing 1 - SECTOR ANALYSIS



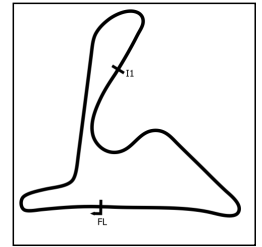
SECTOR 1 = FL to I1, SECTOR 2 = I1 to FL, DIFF = Difference To Personal Best Lap, P = Crossed Finish Line in Pit Lane, D = Time Disallowed

P17 71		Rough & Not Ready		Ford Fiesta Zetec / 1250cc			
IDEAL LAP TIME : 1:15.438		BEST LAP TIME : 1:15.759		DIFFERENCE : 0.321			
D1: Marc Mulhern		D2: Aidan Kinsella		D3: John Rock		D4: Richie Conlon	
LAP	SECTOR 1	SECTOR 2		LAP TIME	KPH	DIFF	TIME OF DAY
1 - D1	OUTLAP	40.322	105.7	1:27.388	75.88	11.629	12:49:45.354
2 - D1	44.375	40.227	107.0	1:24.602	78.38	8.843	12:51:09.956
3 - D1	42.894	38.810	108.8	1:21.704	81.16	5.945	12:52:31.660
4 - D1	42.491	38.217	109.3	1:20.708	82.16	4.949	12:53:52.368
5 - D1	42.217	38.327	109.6	1:20.544	82.33	4.785	12:55:12.912
6 - D1	42.171	39.624	109.7	1:21.795	81.07	6.036	12:56:34.707
7 - D1	41.646	IN PIT		11:30.863	P 9.59	10:15.104	13:08:05.570
8 - D4	OUTLAP	42.763	102.7	1:34.944	69.84	19.185	13:09:40.514
9 - D4	45.726	41.325	107.0	1:27.051	76.17	11.292	13:11:07.565
10 - D4	44.401	40.335	107.2	1:24.736	78.25	8.977	13:12:32.301
11 - D4	45.257	38.934	108.0	1:24.191	78.76	8.432	13:13:56.492
12 - D4	43.198	39.424	106.4	1:22.622	80.25	6.863	13:15:19.114
13 - D4	43.563	IN PIT		9:07.012	P 12.12	7:51.253	13:24:26.126
14 - D2	OUTLAP	41.862	106.7	1:34.670	70.04	18.911	13:26:00.796
15 - D2	43.603	38.797	107.8	1:22.400	80.47	6.641	13:27:23.196
16 - D2	43.968	38.131	108.6	1:22.099	80.77	6.340	13:28:45.295
17 - D2	42.772	IN PIT		22:48.770	P 4.84	21:33.011	13:51:34.065
18 - D3	OUTLAP	42.647	103.9	1:32.230	71.89	16.471	13:53:06.295
19 - D3	46.362	41.265	104.4	1:27.627	75.67	11.868	13:54:33.922
20 - D3	46.677	41.762	106.0	1:28.439	74.98	12.680	13:56:02.361
21 - D3	46.045	41.797	105.9	1:27.842	75.49	12.083	13:57:30.203
22 - D3	49.904	41.975	105.7	1:31.879	72.17	16.120	13:59:02.082
23 - D3	45.661	41.999	106.1	1:27.660	75.64	11.901	14:00:29.742
24 - D3	45.521	40.876	105.1	1:26.397	76.75	10.638	14:01:56.139
25 - D3	45.169	40.519	106.5	1:25.688	77.38	9.929	14:03:21.827
26 - D3	44.543	IN PIT		24:29.475	P 4.51	23:13.716	14:27:51.302
27 - D1	OUTLAP	38.410	108.4	1:22.115	80.75	6.356	14:29:13.417
28 - D1	40.686	37.647	109.5	1:18.333	84.65	2.574	14:30:31.750
29 - D1	40.418	46.139	108.9	1:26.557	76.61	10.798	14:31:58.307
30 - D1	39.850	37.634	109.2	1:17.484	85.58	1.725	14:33:15.791
31 - D1	40.018	37.628	110.2	1:17.646	85.40	1.887	14:34:33.437
32 - D1	39.603	37.169	109.5	1:16.772	86.37	1.013	14:35:50.209
33 - D1	39.414	37.034	110.3	1:16.448	86.74	0.689	14:37:06.657
34 - D1	39.219	36.695	109.4	1:15.914	(2) 87.35	0.155	14:38:22.571
35 - D1	39.320	36.439	110.4	1:15.759	(1) 87.53		14:39:38.330
36 - D1	40.069	36.894	109.7	1:16.963	86.16	1.204	14:40:55.293
37 - D1	39.324	36.727	110.9	1:16.051	(3) 87.19	0.292	14:42:11.344
38 - D2		IN PIT		14:40.833	P 7.52	13:25.074	14:56:52.177
39 - D4	OUTLAP	39.006	107.2	1:26.791	76.40	11.032	14:58:18.968
40 - D4	41.872	38.943	106.6	1:20.815	82.05	5.056	14:59:39.783
41 - D4	41.524	37.824	107.6	1:19.348	83.57	3.589	15:00:59.131
42 - D4	40.921	38.230	109.4	1:19.151	83.77	3.392	15:02:18.282
43 - D4	40.694	38.762	107.3	1:19.456	83.45	3.697	15:03:37.738
44 - D4	41.159	37.520	109.6	1:18.679	84.28	2.920	15:04:56.417
45 - D4	40.593	38.169	108.6	1:18.762	84.19	3.003	15:06:15.179
46 - D4	41.072	37.340	109.6	1:18.412	84.56	2.653	15:07:33.591
47 - D4	40.421	37.450	109.4	1:17.871	85.15	2.112	15:08:51.462
48 - D4	40.414	37.218	108.1	1:17.632	85.41	1.873	15:10:09.094
49 - D4	40.237	IN PIT		8:22.829	P 13.18	7:07.070	15:18:31.923
50 - D2	OUTLAP	36.762	108.8	1:23.087	79.81	7.328	15:19:55.010
51 - D2	41.566	38.079	108.8	1:19.645	83.25	3.886	15:21:14.655
52 - D2	41.848	37.445	110.0	1:19.293	83.62	3.534	15:22:33.948
53 - D2	59.056	IN PIT		5:23.265	P 20.51	4:07.506	15:27:57.213
54 - D2	OUTLAP	36.309	110.0	1:19.312	83.60	3.553	15:29:16.525
55 - D2	40.602	36.499	109.4	1:17.101	86.00	1.342	15:30:33.626
56 - D2	39.573	47.903	104.8	1:27.476	75.80	11.717	15:32:01.102
57 - D2	42.964	38.611	107.5	1:21.575	81.28	5.816	15:33:22.677
58 - D2	42.659	39.279	106.2	1:21.938	80.92	6.179	15:34:44.615
59 - D2	43.936	38.281	108.2	1:22.217	80.65	6.458	15:36:06.832
60 - D2	42.223	38.368	108.4	1:20.591	82.28	4.832	15:37:27.423
61 - D2	43.649	39.909	108.3	1:23.558	79.36	7.799	15:38:50.981

2023 MPSC 6 Hour Endurance Race

Mondello Park Fiesta Endurance

Endurance Testing 1 - SECTOR ANALYSIS



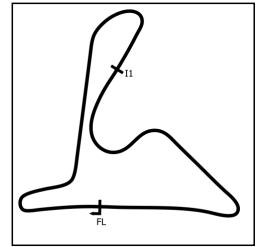
SECTOR 1 = FL to I1, SECTOR 2 = I1 to FL, DIFF = Difference To Personal Best Lap, P = Crossed Finish Line in Pit Lane, D = Time Disallowed

62 - D2	43.882	39.757	102.3	1:23.639	79.28	7.880	15:40:14.620
63 - D2	44.447	IN PIT		12:08.053	P 9.10	10:52.294	15:52:22.673
64 - D3	OUTLAP	42.752	103.4	1:34.240	70.36	18.481	15:53:56.913
65 - D3	47.151	42.131	104.3	1:29.282	74.27	13.523	15:55:26.195
66 - D3	45.828	41.913	104.3	1:27.741	75.57	11.982	15:56:53.936
67 - D3	46.028	40.898	104.8	1:26.926	76.28	11.167	15:58:20.862
68 - D3	45.594	42.621	104.5	1:28.215	75.17	12.456	15:59:49.077
69 - D3	45.705	41.014	105.2	1:26.719	76.46	10.960	16:01:15.796
70 - D3	44.851	40.314	104.5	1:25.165	77.86	9.406	16:02:40.961
71 - D3	44.629	40.101	105.6	1:24.730	78.26	8.971	16:04:05.691
72 - D3	44.734	39.938	105.4	1:24.672	78.31	8.913	16:05:30.363
73 - D3	44.625	40.182	105.6	1:24.807	78.19	9.048	16:06:55.170
74 - D3	47.736	IN PIT		8:07.119	P 13.61	6:51.360	16:15:02.289
75 - D1	OUTLAP	IN PIT		6:52.600	P 16.07	5:36.841	16:21:54.889
76 - D1	OUTLAP	40.527	106.4	1:26.819	76.37	11.060	16:23:21.708
77 - D1	43.814	38.806	107.5	1:22.620	80.26	6.861	16:24:44.328
78 - D1	43.324	39.736	107.2	1:23.060	79.83	7.301	16:26:07.388
79 - D1	43.259	38.971	107.4	1:22.230	80.64	6.471	16:27:29.618
80 - D1	43.639	39.545	107.5	1:23.184	79.71	7.425	16:28:52.802
81 - D1	42.517	39.191	108.2	1:21.708	81.15	5.949	16:30:14.510
82 - D1	42.169	38.678	108.4	1:20.847	82.02	5.088	16:31:35.357
83 - D1	42.199	38.893	108.7	1:21.092	81.77	5.333	16:32:56.449
84 - D1	42.775	IN PIT		10:38.143	P 10.39	9:22.384	16:43:34.592
85 - D4	OUTLAP	40.712	106.8	1:30.245	73.47	14.486	16:45:04.837
86 - D4	43.653	40.025	106.9	1:23.678	79.24	7.919	16:46:28.515
87 - D4	55.035	40.247	107.8	1:35.282	69.59	19.523	16:48:03.797
88 - D4	43.180	39.359	108.2	1:22.539	80.34	6.780	16:49:26.336
89 - D4	43.501	IN PIT		9:28.859	P 11.65	8:13.100	16:58:55.195

2023 MPSC 6 Hour Endurance Race

Mondello Park Fiesta Endurance

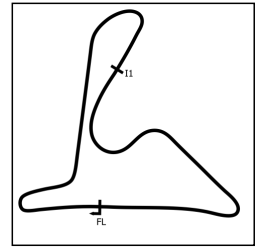
Endurance Testing 1 - SECTOR ANALYSIS



SECTOR 1 = FL to I1, SECTOR 2 = I1 to FL, DIFF = Difference To Personal Best Lap, P = Crossed Finish Line in Pit Lane, D = Time Disallowed

P18 62		Woolspeed		Ford Fiesta Zetec / 1250cc			
IDEAL LAP TIME : 1:17.390		BEST LAP TIME : 1:17.390		DIFFERENCE : 0.000			
D1: Tom Woollard		D2: Graham Carroll		D3: Laura Hannon		D4: Scott McGarry	
LAP	SECTOR 1	SECTOR 2		LAP TIME	KPH	DIFF	TIME OF DAY
1 - D4	OUTLAP	39.923	106.9	1:26.767	76.42	9.377	12:15:55.719
2 - D4	43.851	39.991	107.5	1:23.842	79.09	6.452	12:17:19.561
3 - D4	44.522	40.151	108.8	1:24.673	78.31	7.283	12:18:44.234
4 - D4	42.800	39.420	108.6	1:22.220	80.65	4.830	12:20:06.454
5 - D4	42.356	39.644	106.5	1:22.000	80.86	4.610	12:21:28.454
6 - D4	42.298	39.124	108.3	1:21.422	81.44	4.032	12:22:49.876
7 - D4	41.653	38.952	108.9	1:20.605	82.26	3.215	12:24:10.481
8 - D4	42.794	IN PIT		14:26.603	P 7.65	13:09.213	12:38:37.084
9 - D3	OUTLAP	39.028	108.2	1:25.572	77.49	8.182	12:40:02.656
10 - D3	42.161	39.130	106.0	1:21.291	81.57	3.901	12:41:23.947
11 - D3	41.576	38.551	108.2	1:20.127	82.75	2.737	12:42:44.074
12 - D3	41.300	38.212	110.2	1:19.512	83.39	2.122	12:44:03.586
13 - D3	41.077	38.274	108.7	1:19.351	83.56	1.961	12:45:22.937
14 - D3	41.780	38.277	110.3	1:20.057	82.83	2.667	12:46:42.994
15 - D3	41.494	37.882	108.9	1:19.376	83.54	1.986	12:48:02.370
16 - D3	55.769	38.882	109.9	1:34.651	70.05	17.261	12:49:37.021
17 - D3	41.997	IN PIT		11:52.780	P 9.30	10:35.390	13:01:29.801
18 - D2	OUTLAP	41.353	109.4	1:29.871	73.78	12.481	13:02:59.672
19 - D2	43.745	39.484	109.4	1:23.229	79.67	5.839	13:04:22.901
20 - D2	42.885	40.043	105.8	1:22.928	79.96	5.538	13:05:45.829
21 - D2	42.467	38.898	108.8	1:21.365	81.49	3.975	13:07:07.194
22 - D2	42.262	39.787	107.6	1:22.049	80.81	4.659	13:08:29.243
23 - D2	42.773	38.887	110.2	1:21.660	81.20	4.270	13:09:50.903
24 - D2	41.965	38.639	109.7	1:20.604	82.26	3.214	13:11:11.507
25 - D2	42.200	38.905	111.2	1:21.105	81.76	3.715	13:12:32.612
26 - D2	42.716	IN PIT		20:47.616	P 5.31	19:30.226	13:33:20.228
27 - D1	OUTLAP	40.282	106.0	1:27.648	75.65	10.258	13:34:47.876
28 - D1	41.467	55.485	108.2	1:36.952	68.39	19.562	13:36:24.828
29 - D1	43.782	39.620	108.1	1:23.402	79.50	6.012	13:37:48.230
30 - D1	43.003	39.452	108.9	1:22.455	80.42	5.065	13:39:10.685
31 - D1	40.899	38.408	109.9	1:19.307	83.61	1.917	13:40:29.992
32 - D1	40.189	38.091	110.0	1:18.280	(2) 84.71	0.890	13:41:48.272
33 - D1	40.335	38.177	110.7	1:18.512	(3) 84.46	1.122	13:43:06.784
34 - D1	39.770	37.620	111.2	1:17.390	(1) 85.68		13:44:24.174
35 - D1	40.944	IN PIT		1:46:09.666	P 1.04	1:44:52.276	15:30:33.840
36 - D3	OUTLAP	43.773	91.6	1:35.944	69.11	18.554	15:32:09.784
37 - D3	45.080	41.317	107.8	1:26.397	76.75	9.007	15:33:36.181
38 - D3	43.089	39.116	106.5	1:22.205	80.66	4.815	15:34:58.386
39 - D3	42.588	38.964	109.2	1:21.552	81.31	4.162	15:36:19.938
40 - D3	42.068	38.382	107.8	1:20.450	82.42	3.060	15:37:40.388
41 - D3	42.474	39.601	108.5	1:22.075	80.79	4.685	15:39:02.463
42 - D3	44.788	IN PIT		5:07.034	P 21.59	3:49.644	15:44:09.497
43 - D4	OUTLAP	40.522	106.6	1:27.458	75.82	10.068	15:45:36.955
44 - D4	44.257	40.873	106.2	1:25.130	77.89	7.740	15:47:02.085
45 - D4	43.662	39.493	107.8	1:23.155	79.74	5.765	15:48:25.240
46 - D4	42.912	39.557	107.6	1:22.469	80.40	5.079	15:49:47.709
47 - D4	43.538	40.128	106.0	1:23.666	79.25	6.276	15:51:11.375
48 - D4	42.773	38.888	109.2	1:21.661	81.20	4.271	15:52:33.036
49 - D4	43.761	IN PIT		3:07.099	P 35.44	1:49.709	15:55:40.135
50 - D2	OUTLAP	41.434	108.6	1:31.783	72.24	14.393	15:57:11.918
51 - D2	44.666	40.610	108.5	1:25.276	77.76	7.886	15:58:37.194
52 - D2	44.348	40.448	108.4	1:24.796	78.20	7.406	16:00:01.990
53 - D2	44.007	40.088	108.7	1:24.095	78.85	6.705	16:01:26.085
54 - D2	43.785	40.603	107.8	1:24.388	78.57	6.998	16:02:50.473
55 - D2	44.372	40.263	108.0	1:24.635	78.35	7.245	16:04:15.108
56 - D2	43.645	40.444	106.8	1:24.089	78.85	6.699	16:05:39.197
57 - D2	44.007	IN PIT		6:00.460	P 18.39	4:43.070	16:11:39.657
58 - D1	OUTLAP	41.043	107.4	1:26.555	76.61	9.165	16:13:06.212
59 - D1	45.087	39.881	107.7	1:24.968	78.04	7.578	16:14:31.180
60 - D1	43.481	IN PIT		43:36.946	P 2.53	42:19.556	16:58:08.126
61 - D3	OUTLAP	44.607	95.3	1:38.257	67.48	20.867	16:59:46.383

2023 MPSC 6 Hour Endurance Race
Mondello Park Fiesta Endurance
Endurance Testing 1 - SECTOR ANALYSIS

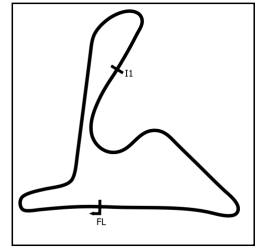


SECTOR 1 = FL to I1, SECTOR 2 = I1 to FL, DIFF = Difference To Personal Best Lap, P = Crossed Finish Line in Pit Lane, D = Time Disallowed

2023 MPSC 6 Hour Endurance Race

Mondello Park Fiesta Endurance

Endurance Testing 1 - SECTOR ANALYSIS



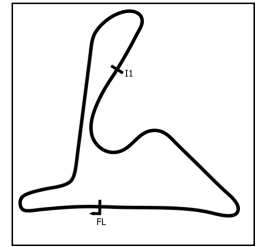
SECTOR 1 = FL to I1, SECTOR 2 = I1 to FL, DIFF = Difference To Personal Best Lap, P = Crossed Finish Line in Pit Lane, D = Time Disallowed

P19 61		Le Mans		Ford Fiesta Zetec / 1250cc			
IDEAL LAP TIME : 1:19.011		BEST LAP TIME : 1:19.070		DIFFERENCE : 0.059			
D1: Bob Cameron		D2: Lucca Allen		D3: Hampul Ericson		D4: Tony Gallagher	
LAP	SECTOR 1	SECTOR 2		LAP TIME	KPH	DIFF	TIME OF DAY
1 - D1	OUTLAP	43.832	91.6	1:37.019	68.34	17.949	12:07:24.711
2 - D1	46.630	42.931	92.3	1:29.561	74.04	10.491	12:08:54.272
3 - D1	46.652	41.372	94.4	1:28.024	75.33	8.954	12:10:22.296
4 - D1	46.019	41.113	94.7	1:27.132	76.10	8.062	12:11:49.428
5 - D1	44.843	40.910	95.4	1:25.753	77.32	6.683	12:13:15.181
6 - D1	44.386	40.380	95.4	1:24.766	78.22	5.696	12:14:39.947
7 - D1	44.538	42.645	95.7	1:27.183	76.06	8.113	12:16:07.130
8 - D1	44.275	40.515	96.2	1:24.790	78.20	5.720	12:17:31.920
9 - D1		41.069	95.8	2:52.059	38.54	1:32.989	12:20:23.979
10 - D1	44.620	41.370	95.4	1:25.990	77.11	6.920	12:21:49.969
11 - D1	44.705	41.299	94.9	1:26.004	77.10	6.934	12:23:15.973
12 - D1	44.835	42.363	91.6	1:27.198	76.04	8.128	12:24:43.171
13 - D1	44.080	40.316	95.7	1:24.396	78.57	5.326	12:26:07.567
14 - D1	44.184	40.403	95.0	1:24.587	78.39	5.517	12:27:32.154
15 - D1	45.046	41.020	95.5	1:26.066	77.04	6.996	12:28:58.220
16 - D1	44.231	41.485	92.7	1:25.716	77.36	6.646	12:30:23.936
17 - D1	44.599	40.502	96.7	1:25.101	77.92	6.031	12:31:49.037
18 - D1	44.421	40.716	94.0	1:25.137	77.88	6.067	12:33:14.174
19 - D1	44.785	39.827	97.2	1:24.612	78.37	5.542	12:34:38.786
20 - D1	44.326	40.103	95.6	1:24.429	78.54	5.359	12:36:03.215
21 - D1		IN PIT		9:43.144	P 11.37	8:24.074	12:45:46.359
22 - D4	OUTLAP	44.314	87.5	1:33.459	70.95	14.389	12:47:19.818
23 - D4	45.737	40.524	94.5	1:26.261	76.87	7.191	12:48:46.079
24 - D4	44.161	39.819	96.0	1:23.980	78.96	4.910	12:50:10.059
25 - D4	43.243	39.495	97.2	1:22.738	80.14	3.668	12:51:32.797
26 - D4	43.117	39.610	95.7	1:22.727	80.15	3.657	12:52:55.524
27 - D4	43.408	39.578	96.6	1:22.986	79.90	3.916	12:54:18.510
28 - D4	42.859	39.074	97.3	1:21.933	80.93	2.863	12:55:40.443
29 - D4	42.936	42.614	93.1	1:25.550	77.51	6.480	12:57:05.993
30 - D4	43.294	39.617	96.4	1:22.911	79.97	3.841	12:58:28.904
31 - D4	42.873	39.287	96.8	1:22.160	80.71	3.090	12:59:51.064
32 - D4	42.842	39.715	96.0	1:22.557	80.32	3.487	13:01:13.621
33 - D4	42.964	39.022	97.5	1:21.986	80.88	2.916	13:02:35.607
34 - D4	42.484	40.418	95.7	1:22.902	79.98	3.832	13:03:58.509
35 - D4	43.132	39.115	98.0	1:22.247	80.62	3.177	13:05:20.756
36 - D4	42.543	39.302	98.0	1:21.845	81.02	2.775	13:06:42.601
37 - D4	42.294	39.223	98.9	1:21.517	81.34	2.447	13:08:04.118
38 - D4	42.720	39.160	97.9	1:21.880	80.98	2.810	13:09:25.998
39 - D4	43.352	39.577	96.3	1:22.929	79.96	3.859	13:10:48.927
40 - D4	42.728	39.310	98.1	1:22.038	80.83	2.968	13:12:10.965
41 - D4	42.734	39.181	97.4	1:21.915	80.95	2.845	13:13:32.880
42 - D4	42.558	39.584	97.2	1:22.142	80.72	3.072	13:14:55.022
43 - D4	42.807	39.051	97.9	1:21.858	81.00	2.788	13:16:16.880
44 - D4	44.463	39.125	97.7	1:23.588	79.33	4.518	13:17:40.468
45 - D4	43.075	39.286	96.8	1:22.361	80.51	3.291	13:19:02.829
46 - D4	42.952	IN PIT		35:28.505	P 3.11	34:09.435	13:54:31.334
47 - D2	OUTLAP	41.688	93.9	1:34.059	70.50	14.989	13:56:05.393
48 - D2	45.096	41.159		1:26.255	76.87	7.185	13:57:31.648
49 - D2	46.577	40.892	94.4	1:27.469	75.81	8.399	13:58:59.117
50 - D2	43.871	40.192		1:24.063	78.88	4.993	14:00:23.180
51 - D2	43.773	40.088		1:23.861	79.07	4.791	14:01:47.041
52 - D2	43.207	40.125	95.6	1:23.332	79.57	4.262	14:03:10.373
53 - D2	42.797	39.976	94.9	1:22.773	80.11	3.703	14:04:33.146
54 - D2	43.674	39.631	95.1	1:23.305	79.60	4.235	14:05:56.451
55 - D2	42.749	39.659	95.6	1:22.408	80.46	3.338	14:07:18.859
56 - D2	42.903	39.503	96.0	1:22.406	80.46	3.336	14:08:41.265
57 - D2	42.650	39.354	95.5	1:22.004	80.86	2.934	14:10:03.269
58 - D2	42.596	38.584	97.0	1:21.180	81.68	2.110	14:11:24.449
59 - D2	43.049	38.645	97.5	1:21.694	81.17	2.624	14:12:46.143
60 - D2	42.388	38.902		1:21.290	81.57	2.220	14:14:07.433
61 - D2	42.472	39.947		1:22.419	80.45	3.349	14:15:29.852

2023 MPSC 6 Hour Endurance Race

Mondello Park Fiesta Endurance

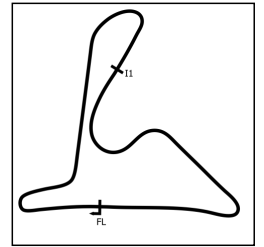
Endurance Testing 1 - SECTOR ANALYSIS



SECTOR 1 = FL to I1, SECTOR 2 = I1 to FL, DIFF = Difference To Personal Best Lap, P = Crossed Finish Line in Pit Lane, D = Time Disallowed

62 - D2	41.832	38.563		1:20.395	82.48	1.325	14:16:50.247
63 - D2	42.412	38.845	97.8	1:21.257	81.60	2.187	14:18:11.504
64 - D2	41.646	38.838	98.0	1:20.484	82.39	1.414	14:19:31.988
65 - D2	41.747	38.839	95.3	1:20.586	82.28	1.516	14:20:52.574
66 - D2	42.340	39.054	95.5	1:21.394	81.47	2.324	14:22:13.968
67 - D2	42.048	39.951		1:21.999	80.86	2.929	14:23:35.967
68 - D2	42.538	39.393	95.1	1:21.931	80.93	2.861	14:24:57.898
69 - D2	41.938	39.156		1:21.094	81.77	2.024	14:26:18.992
70 - D2	41.505	39.369		1:20.874	81.99	1.804	14:27:39.866
71 - D2	42.083	38.652	98.5	1:20.735	82.13	1.665	14:29:00.601
72 - D2	41.821	38.343		1:20.164	82.72	1.094	14:30:20.765
73 - D2	42.208	38.025	98.9	1:20.233	82.64	1.163	14:31:40.998
74 - D2	41.427	38.362	98.3	1:19.789	83.10	0.719	14:33:00.787
75 - D2	41.471	38.292	97.5	1:19.763	83.13	0.693	14:34:20.550
76 - D3	41.220			7:31.641	14.68	6:12.571	14:41:52.191
77 - D3				1:25.965	77.13	6.895	14:43:18.156
78 - D3				1:23.100	79.79	4.030	14:44:41.256
79 - D3				1:22.946	79.94	3.876	14:46:04.202
80 - D3				1:22.685	80.19	3.615	14:47:26.887
81 - D1				46:10.986	2.39	44:51.916	15:33:37.873
82 - D1				1:23.872	79.06	4.802	15:35:01.745
83 - D1				1:22.863	80.02	3.793	15:36:24.608
84 - D1				1:20.895	81.97	1.825	15:37:45.503
85 - D1				1:22.046	80.82	2.976	15:39:07.549
86 - D1				1:21.651	81.21	2.581	15:40:29.200
87 - D1				1:22.218	80.65	3.148	15:41:51.418
88 - D1				1:22.324	80.55	3.254	15:43:13.742
89 - D1				1:22.594	80.28	3.524	15:44:36.336
90 - D1				1:22.644	80.23	3.574	15:45:58.980
91 - D1				1:22.139	80.73	3.069	15:47:21.119
92 - D1				1:22.461	80.41	3.391	15:48:43.580
93 - D1				1:23.595	79.32	4.525	15:50:07.175
94 - D1				1:24.910	78.09	5.840	15:51:32.085
95 - D1				1:22.842	80.04	3.772	15:52:54.927
96 - D1				1:22.646	80.23	3.576	15:54:17.573
97 - D1				1:23.051	79.84	3.981	15:55:40.624
98 - D1				1:22.618	80.26	3.548	15:57:03.242
99 - D1				2:46.047	39.93	1:26.977	15:59:49.289
100 - D1				1:22.356	80.51	3.286	16:01:11.645
101 - D1				1:21.888	80.97	2.818	16:02:33.533
102 - D1				1:21.244	81.62	2.174	16:03:54.777
103 - D1				1:21.532	81.33	2.462	16:05:16.309
104 - D1				1:21.354	81.51	2.284	16:06:37.663
105 - D1		IN PIT		5:40.606	P 19.46	4:21.536	16:12:18.269
106 - D4	OUTLAP	40.156	108.0	1:26.016	77.09	6.946	16:13:44.285
107 - D4	42.832	39.381	106.5	1:22.213	80.65	3.143	16:15:06.498
108 - D4	1:03.203	IN PIT		5:44.594	P 19.24	4:25.524	16:20:51.092
109 - D4	OUTLAP	38.867	108.2	1:24.323	78.64	5.253	16:22:15.415
110 - D4	42.046	38.481	109.3	1:20.527	82.34	1.457	16:23:35.942
111 - D4	41.828	38.301	108.5	1:20.129	82.75	1.059	16:24:56.071
112 - D4	41.551	38.969	106.8	1:20.520	82.35	1.450	16:26:16.591
113 - D4	41.422	37.877	109.0	1:19.299	(3) 83.62	0.229	16:27:35.890
114 - D4	41.165	37.905	108.9	1:19.070	(1) 83.86		16:28:54.960
115 - D4	41.181	38.072	108.0	1:19.253	(2) 83.67	0.183	16:30:14.213
116 - D4	41.155	39.029	107.2	1:20.184	82.69	1.114	16:31:34.397
117 - D4	41.517	38.839	106.7	1:20.356	82.52	1.286	16:32:54.753
118 - D4	41.431	38.312	108.4	1:19.743	83.15	0.673	16:34:14.496
119 - D4	41.554	37.931	108.3	1:19.485	83.42	0.415	16:35:33.981
120 - D4	41.134	38.347	107.8	1:19.481	83.43	0.411	16:36:53.462
121 - D4	42.696	IN PIT		3:49.835	P 28.85	2:30.765	16:40:43.297
122 - D2	OUTLAP	43.068		1:29.832	73.81	10.762	16:42:13.129
123 - D2	47.967	IN PIT		3:15.408	P 33.93	1:56.338	16:45:28.537
124 - D2	OUTLAP	42.774		1:31.251	72.66	12.181	16:46:59.788
125 - D2	45.253	41.985	105.1	1:27.238	76.01	8.168	16:48:27.026
126 - D2	44.101	41.861	105.6	1:25.962	77.14	6.892	16:49:52.988
127 - D2	43.396	41.056	105.7	1:24.452	78.52	5.382	16:51:17.440

2023 MPSC 6 Hour Endurance Race
Mondello Park Fiesta Endurance
Endurance Testing 1 - SECTOR ANALYSIS



SECTOR 1 = FL to I1, SECTOR 2 = I1 to FL, DIFF = Difference To Personal Best Lap, P = Crossed Finish Line in Pit Lane, D = Time Disallowed

128 - D2				2:51.974	38.55	1:32.904	16:54:09.414
129 - D2	43.160	41.772	104.3	1:24.932	78.07	5.862	16:55:34.346
130 - D2	43.652	41.388	105.4	1:25.040	77.97	5.970	16:56:59.386
131 - D2	43.924	41.620	106.4	1:25.544	77.51	6.474	16:58:24.930