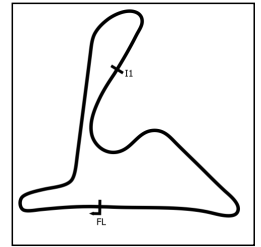


2023 MPSC 6 Hour Endurance Race

Mondello Park Fiesta Endurance

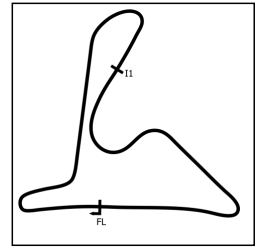
Endurance Testing 1 - SECTOR ANALYSIS



SECTOR 1 = FL to I1, SECTOR 2 = I1 to FL, DIFF = Difference To Personal Best Lap, P = Crossed Finish Line in Pit Lane, D = Time Disallowed

P1		2		LOH Old/New		Ford Fiesta Zetec / 1250cc	
IDEAL LAP TIME : 1:14.203		BEST LAP TIME : 1:14.203		DIFFERENCE : 0.000			
D1: David Maguire Jnr		D2: Michael Cullen		D3: David Maguire		D4: Victor Cullen	
LAP	SECTOR 1	SECTOR 2		LAP TIME	KPH	DIFF	TIME OF DAY
1 - D1	OUTLAP	40.241	107.6	1:26.736	76.45	12.533	12:25:51.656
2 - D1	42.410	39.797	96.9	1:22.207	80.66	8.004	12:27:13.863
3 - D1	40.665	37.561	108.3	1:18.226	84.76	4.023	12:28:32.089
4 - D1	39.833	37.018	110.6	1:16.851	86.28	2.648	12:29:48.940
5 - D1	39.492	36.862	111.6	1:16.354	86.84	2.151	12:31:05.294
6 - D1	39.401	37.025	110.7	1:16.426	86.76	2.223	12:32:21.720
7 - D1	39.230	IN PIT		6:04.377	P 18.19	4:50.174	12:38:26.097
8 - D4	OUTLAP	39.031	108.1	1:24.784	78.21	10.581	12:39:50.881
9 - D4	41.902	37.844	109.6	1:19.746	83.15	5.543	12:41:10.627
10 - D4	41.907	38.295	106.4	1:20.202	82.68	5.999	12:42:30.829
11 - D4	41.200	37.696	109.8	1:18.896	84.04	4.693	12:43:49.725
12 - D4	40.860	38.284	109.6	1:19.144	83.78	4.941	12:45:08.869
13 - D4	42.059	IN PIT		14:45.471	P 7.48	13:31.268	12:59:54.340
14 - D3	OUTLAP	39.318	109.7	1:25.044	77.97	10.841	13:01:19.384
15 - D3	42.062	38.899	112.0	1:20.961	81.90	6.758	13:02:40.345
16 - D3	40.445	37.557	111.6	1:18.002	85.01	3.799	13:03:58.347
17 - D3	40.584	37.339	111.6	1:17.923	85.09	3.720	13:05:16.270
18 - D3	40.190	37.408	111.4	1:17.598	85.45	3.395	13:06:33.868
19 - D3	40.480	37.394	112.0	1:17.874	85.15	3.671	13:07:51.742
20 - D3	40.540	37.212	111.6	1:17.752	85.28	3.549	13:09:09.494
21 - D3	40.110	37.048	112.3	1:17.158	85.94	2.955	13:10:26.652
22 - D3	41.799	IN PIT		12:59.525	P 8.50	11:45.322	13:23:26.177
23 - D1	OUTLAP	36.552	111.8	1:17.330	85.75	3.127	13:24:43.507
24 - D1	38.833	36.551	112.5	1:15.384	87.96	1.181	13:25:58.891
25 - D1	38.562	36.234	112.8	1:14.796	88.65	0.593	13:27:13.687
26 - D1	38.631	36.985	111.3	1:15.616	87.69	1.413	13:28:29.303
27 - D1	38.636	36.056	112.7	1:14.692	(3) 88.78	0.489	13:29:43.995
28 - D1	38.252	35.951	111.9	1:14.203	(1) 89.36		13:30:58.198
29 - D1	38.452	36.298	112.6	1:14.750	88.71	0.547	13:32:12.948
30 - D1	38.635	35.955	112.2	1:14.590	(2) 88.90	0.387	13:33:27.538

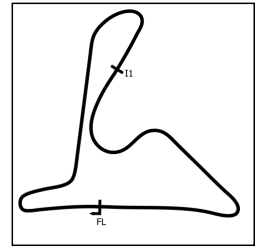
2023 MPSC 6 Hour Endurance Race
Mondello Park Fiesta Endurance
Endurance Testing 1 - SECTOR ANALYSIS



SECTOR 1 = FL to I1, SECTOR 2 = I1 to FL, DIFF = Difference To Personal Best Lap, P = Crossed Finish Line in Pit Lane, D = Time Disallowed

P2 27		Rabbitt Brothers Racing		Ford Fiesta Zetec / 1250cc			
IDEAL LAP TIME : 1:14.370		BEST LAP TIME : 1:14.370		DIFFERENCE : 0.000			
D1: Keith Rabbitt		D2: Shane Rabbitt		D3: Barry Rabbitt			
LAP	SECTOR 1	SECTOR 2		LAP TIME	KPH	DIFF	TIME OF DAY
1 - D1	OUTLAP	40.704	106.6	1:32.961	71.33	18.591	12:07:15.236
2 - D1	42.259	38.062	109.0	1:20.321	82.55	5.951	12:08:35.557
3 - D1	41.384	37.727	109.8	1:19.111	83.82	4.741	12:09:54.668
4 - D1	40.392	37.659	110.3	1:18.051	84.95	3.681	12:11:12.719
5 - D1	40.277	37.703	108.1	1:17.980	85.03	3.610	12:12:30.699
6 - D1	40.114	37.291	109.9	1:17.405	85.66	3.035	12:13:48.104
7 - D1	40.408	37.036	108.9	1:17.444	85.62	3.074	12:15:05.548
8 - D1	39.676	36.341	112.5	1:16.017	87.23	1.647	12:16:21.565
9 - D1	47.224	IN PIT		5:39.651	P 19.52	4:25.281	12:22:01.216
10 - D1	OUTLAP	36.667	110.8	1:19.755	83.14	5.385	12:23:20.971
11 - D1	39.869	36.634	110.7	1:16.503	86.67	2.133	12:24:37.474
12 - D1	39.679	36.401	112.6	1:16.080	87.16	1.710	12:25:53.554
13 - D1	39.922	36.550	111.3	1:16.472	86.71	2.102	12:27:10.026
14 - D1	39.631	36.456	111.5	1:16.087	87.15	1.717	12:28:26.113
15 - D1	39.615	36.679	111.4	1:16.294	86.91	1.924	12:29:42.407
16 - D1	39.556	36.699	111.1	1:16.255	86.96	1.885	12:30:58.662
17 - D1	39.749	36.453	110.9	1:16.202	87.02	1.832	12:32:14.864
18 - D1	45.980	IN PIT		4:30.477	P 24.51	3:16.107	12:36:45.341
19 - D2	OUTLAP	38.121	109.4	1:21.349	81.51	6.979	12:38:06.690
20 - D2	41.551	37.447	110.8	1:18.998	83.94	4.628	12:39:25.688
21 - D2	40.196	36.941	110.8	1:17.137	85.96	2.767	12:40:42.825
22 - D2	39.808	36.606	111.3	1:16.414	86.77	2.044	12:41:59.239
23 - D2	39.681	36.805	111.5	1:16.486	86.69	2.116	12:43:15.725
24 - D2	39.566	36.746	110.9	1:16.312	86.89	1.942	12:44:32.037
25 - D2	39.678	37.095	109.9	1:16.773	86.37	2.403	12:45:48.810
26 - D2	40.407	37.435	110.9	1:17.842	85.18	3.472	12:47:06.652
27 - D2	42.396	IN PIT		25:01.495	P 4.41	23:47.125	13:12:08.147
28 - D3	OUTLAP	37.406	111.2	1:20.698	82.17	6.328	13:13:28.845
29 - D3	40.252	37.265	109.9	1:17.517	85.54	3.147	13:14:46.362
30 - D3	39.729	37.031	111.2	1:16.760	86.38	2.390	13:16:03.122
31 - D3	39.640	36.494	112.3	1:16.134	87.09	1.764	13:17:19.256
32 - D3	40.031	IN PIT		1:57.366	P 56.50	42.996	13:19:16.622
33 - D3	OUTLAP	36.585	111.6	1:17.760	85.27	3.390	13:20:34.382
34 - D3	39.201	36.394	111.3	1:15.595	87.72	1.225	13:21:49.977
35 - D3	39.048	36.118	111.5	1:15.166	88.22	0.796	13:23:05.143
36 - D3	38.968	36.232	112.2	1:15.200	88.18	0.830	13:24:20.343
37 - D3	39.054	36.052	110.7	1:15.106	88.29	0.736	13:25:35.449
38 - D3	38.646	36.009	110.9	1:14.655	(2) 88.82	0.285	13:26:50.104
39 - D3	38.712	36.019	112.0	1:14.731	(3) 88.73	0.361	13:28:04.835
40 - D3	38.555	35.815	113.0	1:14.370	(1) 89.16		13:29:19.205

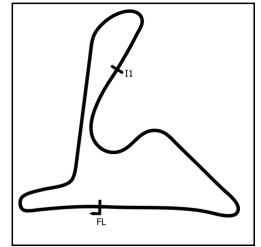
2023 MPSC 6 Hour Endurance Race
Mondello Park Fiesta Endurance
Endurance Testing 1 - SECTOR ANALYSIS



SECTOR 1 = FL to I1, SECTOR 2 = I1 to FL, DIFF = Difference To Personal Best Lap, P = Crossed Finish Line in Pit Lane, D = Time Disallowed

P3 32		Murray Motorsport		Ford Fiesta Zetec / 1250cc			
IDEAL LAP TIME : 1:14.624		BEST LAP TIME : 1:14.730		DIFFERENCE : 0.106			
D1: Niall Murray		D2: Eddie Peterson		D3: Eoin Murray			
LAP	SECTOR 1	SECTOR 2		LAP TIME	KPH	DIFF	TIME OF DAY
1 - D2	OUTLAP	40.642	95.8	1:28.199	75.18	13.469	12:19:43.051
2 - D2	43.263	39.525	97.5	1:22.788	80.09	8.058	12:21:05.839
3 - D2	43.079	39.353	97.2	1:22.432	80.44	7.702	12:22:28.271
4 - D2	42.296	40.100	99.8	1:22.396	80.47	7.666	12:23:50.667
5 - D2	42.268	38.425	101.7	1:20.693	82.17	5.963	12:25:11.360
6 - D2	41.456	38.625	103.5	1:20.081	82.80	5.351	12:26:31.441
7 - D2	42.774	37.816	105.9	1:20.590	82.28	5.860	12:27:52.031
8 - D2	40.698	37.852	105.6	1:18.550	84.42	3.820	12:29:10.581
9 - D2	40.474	37.280	108.3	1:17.754	85.28	3.024	12:30:28.335
10 - D2	40.965	37.491	106.1	1:18.456	84.52	3.726	12:31:46.791
11 - D2	40.683	37.034	107.0	1:17.717	85.32	2.987	12:33:04.508
12 - D2	40.133	37.224	108.0	1:17.357	85.72	2.627	12:34:21.865
13 - D2	39.984	37.120	107.2	1:17.104	86.00	2.374	12:35:38.969
14 - D2	39.908	37.171	107.6	1:17.079	86.03	2.349	12:36:56.048
15 - D2	39.967	36.805	110.0	1:16.772	86.37	2.042	12:38:12.820
16 - D2	39.604	36.944	110.0	1:16.548	86.62	1.818	12:39:29.368
17 - D2	39.483	36.555	110.7	1:16.038	87.20	1.308	12:40:45.406
18 - D2	40.173	IN PIT		4:03.754	P 27.20	2:49.024	12:44:49.160
19 - D2	OUTLAP	37.064	110.2	1:19.600	83.30	4.870	12:46:08.760
20 - D2	40.232	36.786	110.4	1:17.018	86.09	2.288	12:47:25.778
21 - D2	39.535	36.853	110.3	1:16.388	86.80	1.658	12:48:42.166
22 - D2	39.693	36.649	110.5	1:16.342	86.86	1.612	12:49:58.508
23 - D2	40.475	IN PIT		18:26.203	P 5.99	17:11.473	13:08:24.711
24 - D3	OUTLAP	37.312	109.9	1:22.073	80.79	7.343	13:09:46.784
25 - D3	40.435	38.201	110.4	1:18.636	84.32	3.906	13:11:05.420
26 - D3	39.685	36.639	110.6	1:16.324	86.88	1.594	13:12:21.744
27 - D3	39.126	36.479	109.5	1:15.605	87.70	0.875	13:13:37.349
28 - D3	39.032	36.219	112.3	1:15.251	88.12	0.521	13:14:52.600
29 - D3	38.612	36.293	112.8	1:14.905	(2) 88.52	0.175	13:16:07.505
30 - D3	45.753	36.148	111.8	1:21.901	80.96	7.171	13:17:29.406
31 - D3	38.709	IN PIT		2:54.675	P 37.96	1:39.945	13:20:24.081
32 - D3	OUTLAP	36.015	111.5	1:18.675	84.28	3.945	13:21:42.756
33 - D3	38.609	36.121	111.2	1:14.730	(1) 88.73		13:22:57.486
34 - D3	38.694	36.617	110.5	1:15.311	88.05	0.581	13:24:12.797
35 - D3	38.773	36.347	112.0	1:15.120	(3) 88.27	0.390	13:25:27.917

2023 MPSC 6 Hour Endurance Race
Mondello Park Fiesta Endurance
Endurance Testing 1 - SECTOR ANALYSIS



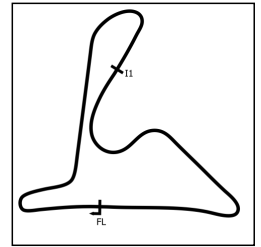
SECTOR 1 = FL to I1, SECTOR 2 = I1 to FL, DIFF = Difference To Personal Best Lap, P = Crossed Finish Line in Pit Lane, D = Time Disallowed

P4		3		Mika Lakkinen Talent		Ford Fiesta Zetec / 1250cc	
IDEAL LAP TIME : 1:14.769		BEST LAP TIME : 1:14.939		DIFFERENCE : 0.170			
D1: Alex Denning		D2: Liam Denning		D3: Chris Jones		D4: Max Turley	
LAP	SECTOR 1	SECTOR 2		LAP TIME	KPH	DIFF	TIME OF DAY
1 - D1	OUTLAP	41.691	105.3	1:30.991	72.87	16.052	13:06:56.755
2 - D1	41.774	37.189	110.0	1:18.963	83.97	4.024	13:08:15.718
3 - D1	40.324	36.769	110.6	1:17.093	86.01	2.154	13:09:32.811
4 - D1	39.863	36.477	110.4	1:16.340	86.86	1.401	13:10:49.151
5 - D1	38.992	36.492	103.0	1:15.484	87.84	0.545	13:12:04.635
6 - D1	47.238	38.914	105.8	1:26.152	76.97	11.213	13:13:30.787
7 - D1	39.628	IN PIT		2:10.050	P 50.98	55.111	13:15:40.837
8 - D1	OUTLAP	37.257	112.3	1:20.765	82.10	5.826	13:17:01.602
9 - D1	41.687	36.791	113.4	1:18.478	84.49	3.539	13:18:20.080
10 - D1	40.288	36.677	113.2	1:16.965	86.15	2.026	13:19:37.045
11 - D1	39.604	36.383	113.3	1:15.987	87.26	1.048	13:20:53.032
12 - D1	39.512	37.236	113.0	1:16.748	86.40	1.809	13:22:09.780
13 - D1	39.455	36.328	113.4	1:15.783	87.50	0.844	13:23:25.563
14 - D1	39.480	36.330	113.2	1:15.810	87.47	0.871	13:24:41.373
15 - D1	39.513	36.469	113.3	1:15.982	87.27	1.043	13:25:57.355
16 - D1	39.391	36.072	113.5	1:15.463	87.87	0.524	13:27:12.818
17 - D1	39.241	37.042	110.5	1:16.283	86.92	1.344	13:28:29.101
18 - D1	39.829	36.371	113.3	1:16.200	87.02	1.261	13:29:45.301
19 - D1	39.357	36.361	113.2	1:15.718	87.57	0.779	13:31:01.019
20 - D1	39.684	36.407	113.4	1:16.091	87.14	1.152	13:32:17.110
21 - D1	39.272	36.358	113.9	1:15.630	87.67	0.691	13:33:32.740
22 - D1	39.329	36.293	113.4	1:15.622	87.68	0.683	13:34:48.362
23 - D1	39.208	36.041	113.6	1:15.249	88.12	0.310	13:36:03.611
24 - D1	39.225	36.193	112.5	1:15.418	87.92	0.479	13:37:19.029
25 - D1	39.281	36.084	113.5	1:15.365	87.98	0.426	13:38:34.394
26 - D1	39.162	36.006	113.4	1:15.168	88.21	0.229	13:39:49.562
27 - D1	39.297	35.940	114.1	1:15.237	88.13	0.298	13:41:04.799
28 - D1	39.124	36.095	113.9	1:15.219	88.15	0.280	13:42:20.018
29 - D1	39.238	35.777	113.9	1:15.015 (2)	88.39	0.076	13:43:35.033
30 - D1	39.103	35.836	114.2	1:14.939 (1)	88.48		13:44:49.972
31 - D1	39.193	35.866	113.8	1:15.059 (3)	88.34	0.120	13:46:05.031

2023 MPSC 6 Hour Endurance Race

Mondello Park Fiesta Endurance

Endurance Testing 1 - SECTOR ANALYSIS



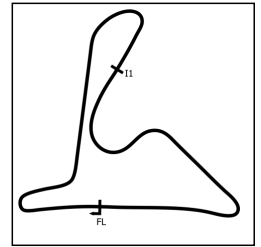
SECTOR 1 = FL to I1, SECTOR 2 = I1 to FL, DIFF = Difference To Personal Best Lap, P = Crossed Finish Line in Pit Lane, D = Time Disallowed

P5 201		Team Mature		Ford Fiesta Zetec / 1250cc			
IDEAL LAP TIME : 1:14.917		BEST LAP TIME : 1:15.165		DIFFERENCE : 0.248			
D1: Paul Twomey		D2: Cian Walsh		D3: Alan O'Neill			
LAP	SECTOR 1	SECTOR 2		LAP TIME	KPH	DIFF	TIME OF DAY
1 - D3	OUTLAP	40.234	104.6	1:35.170	69.67	20.005	12:08:15.602
2 - D3	43.306	39.492	106.7	1:22.798	80.08	7.633	12:09:38.400
3 - D3	42.393	38.859	107.8	1:21.252	81.61	6.087	12:10:59.652
4 - D3	41.595	38.369	108.4	1:19.964	82.92	4.799	12:12:19.616
5 - D3	40.920	37.893	107.8	1:18.813	84.13	3.648	12:13:38.429
6 - D3	41.293	39.110	109.2	1:20.403	82.47	5.238	12:14:58.832
7 - D3	41.303	38.224	109.6	1:19.527	83.38	4.362	12:16:18.359
8 - D3	41.180	38.291	108.7	1:19.471	83.44	4.306	12:17:37.830
9 - D3	40.696	37.923	110.3	1:18.619	84.34	3.454	12:18:56.449
10 - D3	40.726	38.981	110.8	1:19.707	83.19	4.542	12:20:16.156
11 - D3	42.009	37.632	109.6	1:19.641	83.26	4.476	12:21:35.797
12 - D3	40.838	IN PIT		3:03.753	P 36.08	1:48.588	12:24:39.550
13 - D1	OUTLAP	38.437	106.7	1:22.127	80.74	6.962	12:26:01.677
14 - D1	40.081	39.728	109.6	1:19.809	83.08	4.644	12:27:21.486
15 - D1	40.122	36.459	111.5	1:16.581	86.59	1.416	12:28:38.067
16 - D1	39.889	37.001	108.2	1:16.890	86.24	1.725	12:29:54.957
17 - D1	39.739	37.024	107.4	1:16.763	86.38	1.598	12:31:11.720
18 - D1	40.423	37.118	111.1	1:17.541	85.51	2.376	12:32:29.261
19 - D1	39.668	36.385	110.7	1:16.053	87.19	0.888	12:33:45.314
20 - D1	39.994	37.014	110.3	1:17.008	86.11	1.843	12:35:02.322
21 - D1	39.614	36.756	108.7	1:16.370	86.82	1.205	12:36:18.692
22 - D1	39.855	36.576	110.8	1:16.431	86.76	1.266	12:37:35.123
23 - D1	40.000	37.209	109.8	1:17.209	85.88	2.044	12:38:52.332
24 - D2	39.802	IN PIT		19:37.675	P 5.63	18:22.510	12:58:30.007
25 - D3	OUTLAP	37.709	111.9	1:20.882	81.98	5.717	12:59:50.889
26 - D3	40.314	38.000	111.9	1:18.314	84.67	3.149	13:01:09.203
27 - D3	41.723	37.615	109.7	1:19.338	83.58	4.173	13:02:28.541
28 - D3	40.091	37.313	110.5	1:17.404	85.66	2.239	13:03:45.945
29 - D3	40.022	39.196	110.3	1:19.218	83.70	4.053	13:05:05.163
30 - D3	44.056	38.604	112.2	1:22.660	80.22	7.495	13:06:27.823
31 - D3	40.363	38.251	111.9	1:18.614	84.35	3.449	13:07:46.437
32 - D3	41.979	37.514	113.4	1:19.493	83.41	4.328	13:09:05.930
33 - D3	39.708	36.513	113.3	1:16.221	86.99	1.056	13:10:22.151
34 - D3	39.487	37.051	112.7	1:16.538	86.63	1.373	13:11:38.689
35 - D3	39.330	36.679	113.4	1:16.009	87.24	0.844	13:12:54.698
36 - D3	39.280	36.118	113.6	1:15.398	87.94	0.233	13:14:10.096
37 - D3	39.409	IN PIT		2:27.876	P 44.84	1:12.711	13:16:37.972
38 - D1	OUTLAP	36.727	110.9	1:18.510	84.46	3.345	13:17:56.482
39 - D1	39.550	36.488	110.2	1:16.038	87.20	0.873	13:19:12.520
40 - D1	39.237	36.288	110.3	1:15.525	87.80	0.360	13:20:28.045
41 - D1	39.195	36.352	111.1	1:15.547	87.77	0.382	13:21:43.592
42 - D1	38.799	36.366	110.6	1:15.165	(1) 88.22		13:22:58.757
43 - D1	38.862	36.592	110.6	1:15.454	87.88	0.289	13:24:14.211
44 - D1	38.921	36.293	110.7	1:15.214	(2) 88.16	0.049	13:25:29.425
45 - D1	39.054	36.313	107.4	1:15.367	(3) 87.98	0.202	13:26:44.792
46 - D1	39.833	36.441	111.2	1:16.274	86.93	1.109	13:28:01.066
47 - D1	39.236	36.229	110.6	1:15.465	87.87	0.300	13:29:16.531
48 - D1	39.692	36.281	110.5	1:15.973	87.28	0.808	13:30:32.504
49 - D1	39.595			2:42.798	40.73	1:27.633	13:33:15.302
50 - D2				49.653	D 133.55		13:34:04.956
51 - D2				1:17.717	85.32	2.552	13:35:22.673
52 - D2				1:19.593	83.31	4.428	13:36:42.266
53 - D2				1:15.400	87.94	0.235	13:37:57.666
54 - D2				1:15.672	87.63	0.507	13:39:13.338

2023 MPSC 6 Hour Endurance Race

Mondello Park Fiesta Endurance

Endurance Testing 1 - SECTOR ANALYSIS



SECTOR 1 = FL to I1, SECTOR 2 = I1 to FL, DIFF = Difference To Personal Best Lap, P = Crossed Finish Line in Pit Lane, D = Time Disallowed

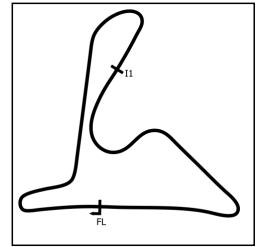
P6 46		Tyre Brigade / MCP Racing		Ford Fiesta Zetec / 1250cc			
IDEAL LAP TIME : 1:15.127		BEST LAP TIME : 1:15.252		DIFFERENCE : 0.125			
D1: Ulick Burke		D2: Morgan Dempsey		D3: Jordan Dempsey			
LAP	SECTOR 1	SECTOR 2		LAP TIME	KPH	DIFF	TIME OF DAY
1 - D3	OUTLAP	40.096	109.2	1:23.668	79.25	8.416	12:39:17.188
2 - D3	40.144	36.874	109.6	1:17.018	86.09	1.766	12:40:34.206
3 - D3	40.147	36.766	110.6	1:16.913	86.21	1.661	12:41:51.119
4 - D3	40.117	36.468	110.4	1:16.585	86.58	1.333	12:43:07.704
5 - D3	39.810	36.430	110.6	1:16.240	86.97	0.988	12:44:23.944
6 - D3	39.994	36.371	109.9	1:16.365	86.83	1.113	12:45:40.309
7 - D3	39.624	37.950	108.1	1:17.574	85.48	2.322	12:46:57.883
8 - D3	39.621	36.687	110.2	1:16.308	86.90	1.056	12:48:14.191
9 - D3	40.525	36.750	109.6	1:17.275	85.81	2.023	12:49:31.466
10 - D3	39.660	36.661	110.5	1:16.321	86.88	1.069	12:50:47.787
11 - D3	39.448	36.350	110.4	1:15.798	87.48	0.546	12:52:03.585
12 - D1		36.987	108.1	17:00.593	6.49	15:45.341	13:09:04.178
13 - D1		IN PIT		5:21.745	P 20.61	4:06.493	13:14:25.923
14 - D2	OUTLAP	37.160	109.6	1:20.035	82.85	4.783	13:15:45.958
15 - D2	39.735	36.974	110.5	1:16.709	86.44	1.457	13:17:02.667
16 - D2	39.829	36.816	110.3	1:16.645	86.51	1.393	13:18:19.312
17 - D2	39.837	36.633	110.2	1:16.470	86.71	1.218	13:19:35.782
18 - D2	39.588	36.495	110.5	1:16.083	87.15	0.831	13:20:51.865
19 - D2	39.479	36.647	109.7	1:16.126	87.10	0.874	13:22:07.991
20 - D2	39.230	36.451	109.6	1:15.681	87.62	0.429	13:23:23.672
21 - D2	39.226	36.274	110.3	1:15.500	87.83	0.248	13:24:39.172
22 - D2	40.132	36.547	110.3	1:16.679	86.48	1.427	13:25:55.851
23 - D2	39.122	36.333	109.9	1:15.455 (3)	87.88	0.203	13:27:11.306
24 - D2	39.018	36.388	109.7	1:15.406 (2)	87.93	0.154	13:28:26.712
25 - D2	39.034	36.218	110.3	1:15.252 (1)	88.11		13:29:41.964

P7 42		Shedsdirect.ie		Ford Fiesta Zetec / 1250cc			
IDEAL LAP TIME : 1:15.221		BEST LAP TIME : 1:15.277		DIFFERENCE : 0.056			
D1: Jason O'Connell		D2: Alan Dawson		D3: Keith Dawson			
LAP	SECTOR 1	SECTOR 2		LAP TIME	KPH	DIFF	TIME OF DAY
1 - D1	OUTLAP	40.065	107.4	1:28.145	75.23	12.868	12:19:49.633
2 - D1	42.562	39.109	107.4	1:21.671	81.19	6.394	12:21:11.304
3 - D1	41.902	37.726	111.4	1:19.628	83.27	4.351	12:22:30.932
4 - D1	41.615	37.731	111.9	1:19.346	83.57	4.069	12:23:50.278
5 - D1	41.394	37.772	111.8	1:19.166	83.76	3.889	12:25:09.444
6 - D1	40.406	37.297	111.3	1:17.703	85.34	2.426	12:26:27.147
7 - D1	46.422	IN PIT		14:37.312	P 7.55	13:22.035	12:41:04.459
8 - D1	OUTLAP	37.912	110.2	1:21.604	81.26	6.327	12:42:26.063
9 - D1	40.829	37.325	111.1	1:18.154	84.84	2.877	12:43:44.217
10 - D1	39.905	37.739	109.8	1:17.644	85.40	2.367	12:45:01.861
11 - D1	40.358	37.145	111.2	1:17.503	85.56	2.226	12:46:19.364
12 - D1	41.900	37.693	111.5	1:19.593	83.31	4.316	12:47:38.957
13 - D1	40.229	37.613	108.9	1:17.842	85.18	2.565	12:48:56.799
14 - D1	40.229	37.527	112.2	1:17.756	85.28	2.479	12:50:14.555
15 - D1	42.796	37.496	112.1	1:20.292	82.58	5.015	12:51:34.847
16 - D1	42.493	IN PIT		24:16.614	P 4.55	23:01.337	13:15:51.461
17 - D1	OUTLAP	37.408	110.8	1:20.205	82.67	4.928	13:17:11.666
18 - D1	48.157	38.950	110.9	1:27.107	76.12	11.830	13:18:38.773
19 - D1	42.938	IN PIT		18:55.167	P 5.84	17:39.890	13:37:33.940
20 - D1	OUTLAP	37.460	111.1	1:24.408	78.56	9.131	13:38:58.348
21 - D1	39.988	36.719	111.4	1:16.707	86.44	1.430	13:40:15.055
22 - D1	39.447	36.527	112.1	1:15.974	87.28	0.697	13:41:31.029
23 - D1	39.326	36.273	112.6	1:15.599	87.71	0.322	13:42:46.628
24 - D1	39.231	36.127	112.7	1:15.358 (2)	87.99	0.081	13:44:01.986
25 - D1	39.287	35.990	113.0	1:15.277 (1)	88.09		13:45:17.263
26 - D1	39.402	36.190	112.8	1:15.592 (3)	87.72	0.315	13:46:32.855

2023 MPSC 6 Hour Endurance Race

Mondello Park Fiesta Endurance

Endurance Testing 1 - SECTOR ANALYSIS

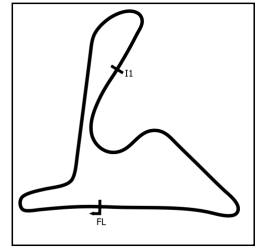


SECTOR 1 = FL to I1, SECTOR 2 = I1 to FL, DIFF = Difference To Personal Best Lap, P = Crossed Finish Line in Pit Lane, D = Time Disallowed

P8 13 Archer Motorsports		Ford Fiesta Zetec / 1250cc					
IDEAL LAP TIME : 1:15.361		BEST LAP TIME : 1:15.457		DIFFERENCE : 0.096			
D1: Andy Kavanagh		D2: Billy White		D3: Joe Courtney			
LAP	SECTOR 1	SECTOR 2		LAP TIME	KPH	DIFF	TIME OF DAY
1 - D1	OUTLAP	39.283	107.0	1:25.487	77.56	10.030	12:28:48.740
2 - D1	44.229	38.409	107.1	1:22.638	80.24	7.181	12:30:11.378
3 - D1	40.972	37.731	109.2	1:18.703	84.25	3.246	12:31:30.081
4 - D1	40.732	38.009	109.0	1:18.741	84.21	3.284	12:32:48.822
5 - D1	40.478	37.560	109.9	1:18.038	84.97	2.581	12:34:06.860
6 - D1	40.152	37.034	110.7	1:17.186	85.91	1.729	12:35:24.046
7 - D1	40.100	37.291	111.3	1:17.391	85.68	1.934	12:36:41.437
8 - D1	40.181	36.908	111.6	1:17.089	86.02	1.632	12:37:58.526
9 - D1	39.884	IN PIT		25:42.479	P 4.29	24:27.022	13:03:41.005
10 - D2	OUTLAP	38.953	109.3	1:25.767	77.31	10.310	13:05:06.772
11 - D2	41.927	38.387	110.5	1:20.314	82.56	4.857	13:06:27.086
12 - D2	40.519	38.384	109.6	1:18.903	84.04	3.446	13:07:45.989
13 - D2	43.282	IN PIT		11:55.117	P 9.27	10:39.660	13:19:41.106
14 - D3	OUTLAP	39.789	110.5	1:27.524	75.76	12.067	13:21:08.630
15 - D3	41.348	39.524	109.8	1:20.872	81.99	5.415	13:22:29.502
16 - D3	40.797	37.984	111.5	1:18.781	84.17	3.324	13:23:48.283
17 - D3	40.140	37.386	112.5	1:17.526	85.53	2.069	13:25:05.809
18 - D3	41.072	37.125	111.8	1:18.197	84.80	2.740	13:26:24.006
19 - D3	39.731	37.116	111.6	1:16.847	86.29	1.390	13:27:40.853
20 - D3	40.441	37.879	110.6	1:18.320	84.66	2.863	13:28:59.173
21 - D3	39.971	36.812	111.6	1:16.783	86.36	1.326	13:30:15.956
22 - D3	39.613	36.539	111.9	1:16.152	87.07	0.695	13:31:32.108
23 - D3	39.655	36.987	110.9	1:16.642	86.52	1.185	13:32:48.750
24 - D3	39.933	37.034	112.9	1:16.967	86.15	1.510	13:34:05.717
25 - D3	39.373	37.751	110.7	1:17.124	85.98	1.667	13:35:22.841
26 - D3	39.300	36.463	112.6	1:15.763 (2)	87.52	0.306	13:36:38.604
27 - D3	39.109	36.348	112.3	1:15.457 (1)	87.88		13:37:54.061
28 - D3	39.013	36.803	112.7	1:15.816 (3)	87.46	0.359	13:39:09.877

P9 9 Midfield Madness		Ford Fiesta Zetec /1250cc					
IDEAL LAP TIME : 1:15.472		BEST LAP TIME : 1:15.577		DIFFERENCE : 0.105			
D1: Josh Brown		D2: Laurence Whelan		D3: Derek Hogan			
LAP	SECTOR 1	SECTOR 2		LAP TIME	KPH	DIFF	TIME OF DAY
1 - D3	OUTLAP	39.690	108.2	1:28.273	75.12	12.696	12:33:09.165
2 - D3	42.775	39.224	108.8	1:21.999	80.86	6.422	12:34:31.164
3 - D3	41.945	38.285	109.6	1:20.230	82.65	4.653	12:35:51.394
4 - D3	43.425	38.560	109.9	1:21.985	80.88	6.408	12:37:13.379
5 - D3	41.853	38.625	108.2	1:20.478	82.39	4.901	12:38:33.857
6 - D3	42.285	38.262	109.9	1:20.547	82.32	4.970	12:39:54.404
7 - D3	41.759	38.058	110.3	1:19.817	83.08	4.240	12:41:14.221
8 - D3	42.364	IN PIT		32:08.740	P 3.43	30:53.163	13:13:22.961
9 - D3	OUTLAP	38.897	110.0	1:23.638	79.28	8.061	13:14:46.599
10 - D3	40.956	37.986	110.6	1:18.942	84.00	3.365	13:16:05.541
11 - D3	41.416	37.812	109.9	1:19.228	83.69	3.651	13:17:24.769
12 - D3	40.723	48.664	110.0	1:29.387	74.18	13.810	13:18:54.156
13 - D3	40.917	37.486	111.2	1:18.403	84.57	2.826	13:20:12.559
14 - D3	40.220	37.509	110.9	1:17.729	85.31	2.152	13:21:30.288
15 - D3	40.128	37.331	110.9	1:17.459	85.60	1.882	13:22:47.747
16 - D3	40.135	36.958	111.1	1:17.093	86.01	1.516	13:24:04.840
17 - D3	41.665	IN PIT		5:50.349	P 18.92	4:34.772	13:29:55.189
18 - D1	OUTLAP	37.471	109.7	1:20.659	82.21	5.082	13:31:15.848
19 - D1	39.642	36.769	109.5	1:16.411	86.78	0.834	13:32:32.259
20 - D1	39.484	36.679	110.2	1:16.163	87.06	0.586	13:33:48.422
21 - D1	42.547	36.631	110.2	1:19.178	83.75	3.601	13:35:07.600
22 - D1	39.081	37.006	109.2	1:16.087	87.15	0.510	13:36:23.687
23 - D1	39.065	36.530	109.5	1:15.595 (2)	87.72	0.018	13:37:39.282
24 - D1	39.170	36.407	110.2	1:15.577 (1)	87.74		13:38:54.859
25 - D1	39.341	36.525	110.5	1:15.866 (3)	87.40	0.289	13:40:10.725

2023 MPSC 6 Hour Endurance Race
Mondello Park Fiesta Endurance
Endurance Testing 1 - SECTOR ANALYSIS



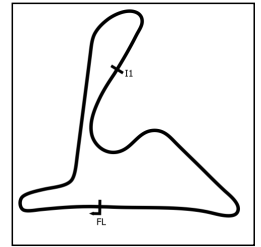
SECTOR 1 = FL to I1, SECTOR 2 = I1 to FL, DIFF = Difference To Personal Best Lap, P = Crossed Finish Line in Pit Lane, D = Time Disallowed

P11 17		ITUTI Motorsport		Ford Fiesta Zetec / 1250cc			
IDEAL LAP TIME : 1:16.251		BEST LAP TIME : 1:16.375		DIFFERENCE : 0.124			
D1: Graeme Colfer		D2: David Meenan		D3: Matt Dunnion			
LAP	SECTOR 1	SECTOR 2		LAP TIME	KPH	DIFF	TIME OF DAY
1 - D1	OUTLAP	38.747	109.7	1:22.826	80.06	6.451	12:16:04.748
2 - D1	40.597	38.004	111.1	1:18.601	84.36	2.226	12:17:23.349
3 - D1	40.666	37.495	111.5	1:18.161	84.84	1.786	12:18:41.510
4 - D1	40.714	38.429	108.2	1:19.143	83.78	2.768	12:20:00.653
5 - D1	40.087	37.151	112.8	1:17.238	85.85	0.863	12:21:17.891
6 - D1	39.726	36.861	113.0	1:16.587 (2)	86.58	0.212	12:22:34.478
7 - D1	39.881	36.764	113.3	1:16.645 (3)	86.51	0.270	12:23:51.123
8 - D1	40.011	IN PIT		3:54.970 P	28.22	2:38.595	12:27:46.093
9 - D3	OUTLAP	37.157	111.2	1:18.894	84.05	2.519	12:29:04.987
10 - D3	40.509	IN PIT		3:39.164 P	30.25	2:22.789	12:32:44.151
11 - D3	OUTLAP	37.921	109.4	1:19.563	83.34	3.188	12:34:03.714
12 - D3	40.064	37.064	111.9	1:17.128	85.97	0.753	12:35:20.842
13 - D3	39.487	36.888	111.9	1:16.375 (1)	86.82		12:36:37.217
14 - D3	41.044	IN PIT		17:48.044 P	6.20	16:31.669	12:54:25.261
15 - D3	OUTLAP	41.335	105.2	1:34.207	70.38	17.832	12:55:59.468
16 - D3	43.933	38.748	111.6	1:22.681	80.20	6.306	12:57:22.149
17 - D3	43.377	39.370	110.5	1:22.747	80.13	6.372	12:58:44.896
18 - D3	44.168	39.391	108.1	1:23.559	79.35	7.184	13:00:08.455
19 - D3	42.606	38.698	111.5	1:21.304	81.56	4.929	13:01:29.759
20 - D3	42.498	38.129	109.7	1:20.627	82.24	4.252	13:02:50.386
21 - D3	43.509	IN PIT		3:26.743 P	32.07	2:10.368	13:06:17.129
22 - D3	OUTLAP	38.183	112.3	1:21.735	81.13	5.360	13:07:38.864
23 - D3	42.064	37.905	113.2	1:19.969	82.92	3.594	13:08:58.833
24 - D3	41.582	38.202	111.5	1:19.784	83.11	3.409	13:10:18.617
25 - D3	42.869	38.363	112.9	1:21.232	81.63	4.857	13:11:39.849
26 - D3	40.882	37.845	112.9	1:18.727	84.23	2.352	13:12:58.576
27 - D3	40.681	38.190	109.2	1:18.871	84.07	2.496	13:14:17.447
28 - D3	40.875	37.712	112.6	1:18.587	84.38	2.212	13:15:36.034
29 - D3	41.393	39.474	111.8	1:20.867	82.00	4.492	13:16:56.901
30 - D3	41.463	37.190	112.2	1:18.653	84.30	2.278	13:18:15.554
31 - D3	39.710	37.364	109.6	1:17.074	86.03	0.699	13:19:32.628
32 - D3	40.667	37.361	112.1	1:18.028	84.98	1.653	13:20:50.656
33 - D3	41.210	38.434	113.5	1:19.644	83.26	3.269	13:22:10.300
34 - D3	40.409	36.941	114.0	1:17.350	85.72	0.975	13:23:27.650
35 - D3	40.802	37.114	113.3	1:17.916	85.10	1.541	13:24:45.566
36 - D3	39.885	40.714	112.2	1:20.599	82.27	4.224	13:26:06.165
37 - D3	40.059	37.506	112.9	1:17.565	85.49	1.190	13:27:23.730
38 - D3	41.336	37.127	112.9	1:18.463	84.51	2.088	13:28:42.193
39 - D3	40.002	37.133	113.6	1:17.135	85.96	0.760	13:29:59.328
40 - D3	40.289	37.036	114.0	1:17.325	85.75	0.950	13:31:16.653
41 - D3	39.911	36.908	113.4	1:16.819	86.32	0.444	13:32:33.472

2023 MPSC 6 Hour Endurance Race

Mondello Park Fiesta Endurance

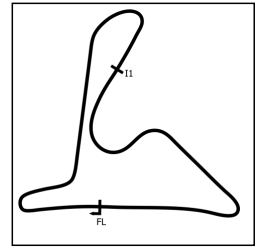
Endurance Testing 1 - SECTOR ANALYSIS



SECTOR 1 = FL to I1, SECTOR 2 = I1 to FL, DIFF = Difference To Personal Best Lap, P = Crossed Finish Line in Pit Lane, D = Time Disallowed

P10 121		Team Tommy Byrne / POB Racing		Ford Fiesta Zetec / 1250cc			
IDEAL LAP TIME : 1:16.074		BEST LAP TIME : 1:16.074		DIFFERENCE : 0.000			
D1: David Kennedy		D2: Tommy Byrne		D3: Michael Fassbender			
LAP	SECTOR 1	SECTOR 2		LAP TIME	KPH	DIFF	TIME OF DAY
1 - D3	OUTLAP	44.708	102.9	1:43.683	63.95	27.030	12:37:21.759
2 - D3	48.516	43.294	107.2	1:31.810	72.22	15.157	12:38:53.569
3 - D3	46.526	41.416	108.5	1:27.942	75.40	11.289	12:40:21.511
4 - D3	46.554	41.203	104.6	1:27.757	75.56	11.104	12:41:49.268
5 - D3	46.234	40.384	103.7	1:26.618	76.55	9.965	12:43:15.886
6 - D3	44.208	39.877	104.7	1:24.085	78.86	7.432	12:44:39.971
7 - D3	45.005	40.286	105.5	1:25.291	77.74	8.638	12:46:05.262
8 - D3	44.331	39.281	106.4	1:23.612	79.30	6.959	12:47:28.874
9 - D3	43.749	39.064	106.1	1:22.813	80.07	6.160	12:48:51.687
10 - D3	43.058	38.956	105.4	1:22.014	80.85	5.361	12:50:13.701
11 - D3	43.528	39.448	103.6	1:22.976	79.91	6.323	12:51:36.677
12 - D3	42.843	38.827	104.5	1:21.670	81.19	5.017	12:52:58.347
13 - D3	43.132	39.098	104.8	1:22.230	80.64	5.577	12:54:20.577
14 - D3	43.117	38.265	106.9	1:21.382	81.48	4.729	12:55:41.959
15 - D3	42.578	39.724	105.0	1:22.302	80.57	5.649	12:57:04.261
16 - D3	42.536	39.957	103.4	1:22.493	80.38	5.840	12:58:26.754
17 - D3	42.863	38.682	105.1	1:21.545	81.31	4.892	12:59:48.299
18 - D3	42.073	38.333	106.6	1:20.406	82.47	3.753	13:01:08.705
19 - D3	42.011	39.098	106.5	1:21.109	81.75	4.456	13:02:29.814
20 - D3	44.633	38.312	105.4	1:22.945	79.94	6.292	13:03:52.759
21 - D3	41.806	40.044	106.2	1:21.850	81.01	5.197	13:05:14.609
22 - D3	41.828	38.514	105.9	1:20.342	82.53	3.689	13:06:34.951
23 - D3	41.355	IN PIT		21:05.399 P	5.24	19:48.746	13:27:40.350
24 - D1	OUTLAP	43.461	105.8	1:35.362	69.53	18.709	13:29:15.712
25 - D1	48.970	41.203	108.3	1:30.173	73.53	13.520	13:30:45.885
26 - D1	44.442	39.192	109.4	1:23.634	79.28	6.981	13:32:09.519
27 - D1	42.928	38.151	110.6	1:21.079	81.78	4.426	13:33:30.598
28 - D1	42.803	38.022	110.3	1:20.825	82.04	4.172	13:34:51.423
29 - D1	40.972	53.754	110.2	1:34.726	70.00	18.073	13:36:26.149
30 - D1	41.656	37.400	110.5	1:19.056	83.87	2.403	13:37:45.205
31 - D1	41.083	37.170	111.5	1:18.253	84.74	1.600	13:39:03.458
32 - D1	40.626	37.008	111.1	1:17.634	85.41	0.981	13:40:21.092
33 - D1	42.981	37.187	111.1	1:20.168	82.71	3.515	13:41:41.260
34 - D1	40.251	37.085	110.8	1:17.336 (3)	85.74	0.683	13:42:58.596
35 - D1	40.235	36.929	111.2	1:17.164 (2)	85.93	0.511	13:44:15.760
36 - D1	39.981	36.672	110.2	1:16.653 (1)	86.50		13:45:32.413

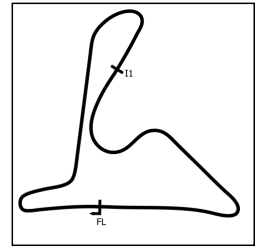
2023 MPSC 6 Hour Endurance Race
Mondello Park Fiesta Endurance
Endurance Testing 1 - SECTOR ANALYSIS



SECTOR 1 = FL to I1, SECTOR 2 = I1 to FL, DIFF = Difference To Personal Best Lap, P = Crossed Finish Line in Pit Lane, D = Time Disallowed

P12 55		Circus Animals		Ford Fiesta Zetec / 1250cc			
IDEAL LAP TIME : 1:17.224		BEST LAP TIME : 1:17.224		DIFFERENCE : 0.000			
D1: James Byrne		D2: Richie Byrne		D3: Keith Lenihan			
LAP	SECTOR 1	SECTOR 2		LAP TIME	KPH	DIFF	TIME OF DAY
1 - D1	OUTLAP	39.583	106.2	1:25.839	77.25	8.615	12:26:52.652
2 - D1	42.750	42.765	108.3	1:25.515	77.54	8.291	12:28:18.167
3 - D1	42.270	38.720	108.8	1:20.990	81.87	3.766	12:29:39.157
4 - D1	46.573	38.782	108.8	1:25.355	77.68	8.131	12:31:04.512
5 - D1	41.886	38.287	110.6	1:20.173	82.71	2.949	12:32:24.685
6 - D1	41.449	38.520	109.5	1:19.969	82.92	2.745	12:33:44.654
7 - D1	41.623	IN PIT		10:49.758	P 10.20	9:32.534	12:44:34.412
8 - D2	OUTLAP	38.193	109.3	1:21.892	80.97	4.668	12:45:56.304
9 - D2	41.975	38.252	108.8	1:20.227	82.65	3.003	12:47:16.531
10 - D2	41.373	38.929	108.5	1:20.302	82.57	3.078	12:48:36.833
11 - D2	40.971	37.840	108.5	1:18.811	84.14	1.587	12:49:55.644
12 - D2	45.867	37.669	110.0	1:23.536	79.38	6.312	12:51:19.180
13 - D2	40.787	37.348	110.3	1:18.135	84.86	0.911	12:52:37.315
14 - D2	40.308	37.508	110.3	1:17.816	85.21	0.592	12:53:55.131
15 - D2	40.307	38.178	110.4	1:18.485	84.49	1.261	12:55:13.616
16 - D2	41.754	37.516	110.3	1:19.270	83.65	2.046	12:56:32.886
17 - D2	40.249	37.438	109.4	1:17.687	(3) 85.35	0.463	12:57:50.573
18 - D2	40.112	37.112	110.6	1:17.224	(1) 85.86		12:59:07.797
19 - D2	40.185	37.176	109.7	1:17.361	(2) 85.71	0.137	13:00:25.158
20 - D3		2:01.120		17:53.123	6.17	16:35.899	13:18:18.281
21 - D3				1:21.230	81.63	4.006	13:19:39.511
22 - D3	40.509	37.786		1:18.295	84.69	1.071	13:20:57.806
23 - D3	40.225	37.619		1:17.844	85.18	0.620	13:22:15.650

2023 MPSC 6 Hour Endurance Race
Mondello Park Fiesta Endurance
Endurance Testing 1 - SECTOR ANALYSIS



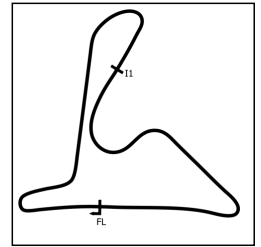
SECTOR 1 = FL to I1, SECTOR 2 = I1 to FL, DIFF = Difference To Personal Best Lap, P = Crossed Finish Line in Pit Lane, D = Time Disallowed

P13 33		Global Racing		Ford Fiesta Zetec / 1250cc			
IDEAL LAP TIME : 1:17.282		BEST LAP TIME : 1:17.282		DIFFERENCE : 0.000			
D1: Charlie Linnane		D2: Cameron Fenton		D3: Richard Kearney		D4: Peter Drennan	
LAP	SECTOR 1	SECTOR 2		LAP TIME	KPH	DIFF	TIME OF DAY
1 - D3	OUTLAP	40.145	107.0	1:28.088	75.27	10.806	12:12:48.954
2 - D3	42.710	39.003	107.8	1:21.713	81.15	4.431	12:14:10.667
3 - D3	42.193	38.176	107.8	1:20.369	82.50	3.087	12:15:31.036
4 - D3	41.276	38.275	107.6	1:19.551	83.35	2.269	12:16:50.587
5 - D3	41.159	37.996	108.2	1:19.155	83.77	1.873	12:18:09.742
6 - D3	41.104	37.821	107.4	1:18.925	84.01	1.643	12:19:28.667
7 - D3	41.229	37.812	108.1	1:19.041	83.89	1.759	12:20:47.708
8 - D3	40.999	IN PIT		4:22.234	P 25.28	3:04.952	12:25:09.942
9 - D3	OUTLAP	38.366	109.3	1:21.784	81.08	4.502	12:26:31.726
10 - D3	41.883	37.554	108.1	1:19.437	83.47	2.155	12:27:51.163
11 - D3	40.889	37.539	108.9	1:18.428	84.55	1.146	12:29:09.591
12 - D3	40.424	37.592	108.8	1:18.016	84.99	0.734	12:30:27.607
13 - D3	40.748	37.940	107.7	1:18.688	84.27	1.406	12:31:46.295
14 - D3	41.689	37.490	109.9	1:19.179	83.74	1.897	12:33:05.474
15 - D3	40.156	37.126	109.7	1:17.282 (1)	85.80		12:34:22.756
16 - D3	40.221	IN PIT		2:19.604	P 47.50	1:02.322	12:36:42.360
17 - D2	OUTLAP	40.749	106.6	1:26.364	76.78	9.082	12:38:08.724
18 - D2	41.968	39.179	104.3	1:21.147	81.71	3.865	12:39:29.871
19 - D2	41.139	38.122	106.7	1:19.261	83.66	1.979	12:40:49.132
20 - D2	41.029	38.122	108.3	1:19.151	83.77	1.869	12:42:08.283
21 - D2	40.728	37.570	108.7	1:18.298	84.69	1.016	12:43:26.581
22 - D2	40.602	37.541	108.7	1:18.143	84.85	0.861	12:44:44.724
23 - D2	40.469	37.955	107.2	1:18.424	84.55	1.142	12:46:03.148
24 - D2	40.454	37.195	110.2	1:17.649	(2) 85.39	0.367	12:47:20.797
25 - D2	40.293	37.429	110.3	1:17.722	85.31	0.440	12:48:38.519
26 - D2	40.376	37.306	108.8	1:17.682	(3) 85.36	0.400	12:49:56.201
27 - D2	40.464	37.537	107.7	1:18.001	85.01	0.719	12:51:14.202
28 - D2	40.353	37.388	110.0	1:17.741	85.29	0.459	12:52:31.943
29 - D2	41.363	IN PIT		5:17.497	P 20.88	4:00.215	12:57:49.440
30 - D1	OUTLAP	39.807	108.9	1:26.842	76.35	9.560	12:59:16.282
31 - D1	41.659	38.406	109.0	1:20.065	82.82	2.783	13:00:36.347
32 - D1	41.134	38.684	108.6	1:19.818	83.07	2.536	13:01:56.165
33 - D1	41.480	38.281	108.8	1:19.761	83.13	2.479	13:03:15.926
34 - D1	41.392	38.297	109.7	1:19.689	83.21	2.407	13:04:35.615
35 - D1	44.433	39.767	109.3	1:24.200	78.75	6.918	13:05:59.815
36 - D1	41.099	38.094	109.8	1:19.193	83.73	1.911	13:07:19.008
37 - D1	40.838	37.790	109.6	1:18.628	84.33	1.346	13:08:37.636

2023 MPSC 6 Hour Endurance Race

Mondello Park Fiesta Endurance

Endurance Testing 1 - SECTOR ANALYSIS

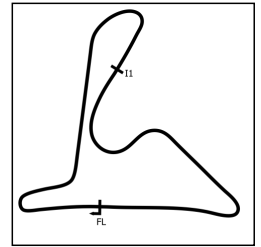


SECTOR 1 = FL to I1, SECTOR 2 = I1 to FL, DIFF = Difference To Personal Best Lap, P = Crossed Finish Line in Pit Lane, D = Time Disallowed

P14 62		Woolspeed		Ford Fiesta Zetec / 1250cc			
IDEAL LAP TIME : 1:17.390		BEST LAP TIME : 1:17.390		DIFFERENCE : 0.000			
D1: Tom Woollard		D2: Graham Carroll		D3: Laura Hannon		D4: Scott McGarry	
LAP	SECTOR 1	SECTOR 2		LAP TIME	KPH	DIFF	TIME OF DAY
1 - D4	OUTLAP	39.923	106.9	1:26.767	76.42	9.377	12:15:55.719
2 - D4	43.851	39.991	107.5	1:23.842	79.09	6.452	12:17:19.561
3 - D4	44.522	40.151	108.8	1:24.673	78.31	7.283	12:18:44.234
4 - D4	42.800	39.420	108.6	1:22.220	80.65	4.830	12:20:06.454
5 - D4	42.356	39.644	106.5	1:22.000	80.86	4.610	12:21:28.454
6 - D4	42.298	39.124	108.3	1:21.422	81.44	4.032	12:22:49.876
7 - D4	41.653	38.952	108.9	1:20.605	82.26	3.215	12:24:10.481
8 - D4	42.794	IN PIT		14:26.603	P 7.65	13:09.213	12:38:37.084
9 - D3	OUTLAP	39.028	108.2	1:25.572	77.49	8.182	12:40:02.656
10 - D3	42.161	39.130	106.0	1:21.291	81.57	3.901	12:41:23.947
11 - D3	41.576	38.551	108.2	1:20.127	82.75	2.737	12:42:44.074
12 - D3	41.300	38.212	110.2	1:19.512	83.39	2.122	12:44:03.586
13 - D3	41.077	38.274	108.7	1:19.351	83.56	1.961	12:45:22.937
14 - D3	41.780	38.277	110.3	1:20.057	82.83	2.667	12:46:42.994
15 - D3	41.494	37.882	108.9	1:19.376	83.54	1.986	12:48:02.370
16 - D3	55.769	38.882	109.9	1:34.651	70.05	17.261	12:49:37.021
17 - D3	41.997	IN PIT		11:52.780	P 9.30	10:35.390	13:01:29.801
18 - D2	OUTLAP	41.353	109.4	1:29.871	73.78	12.481	13:02:59.672
19 - D2	43.745	39.484	109.4	1:23.229	79.67	5.839	13:04:22.901
20 - D2	42.885	40.043	105.8	1:22.928	79.96	5.538	13:05:45.829
21 - D2	42.467	38.898	108.8	1:21.365	81.49	3.975	13:07:07.194
22 - D2	42.262	39.787	107.6	1:22.049	80.81	4.659	13:08:29.243
23 - D2	42.773	38.887	110.2	1:21.660	81.20	4.270	13:09:50.903
24 - D2	41.965	38.639	109.7	1:20.604	82.26	3.214	13:11:11.507
25 - D2	42.200	38.905	111.2	1:21.105	81.76	3.715	13:12:32.612
26 - D2	42.716	IN PIT		20:47.616	P 5.31	19:30.226	13:33:20.228
27 - D1	OUTLAP	40.282	106.0	1:27.648	75.65	10.258	13:34:47.876
28 - D1	41.467	55.485	108.2	1:36.952	68.39	19.562	13:36:24.828
29 - D1	43.782	39.620	108.1	1:23.402	79.50	6.012	13:37:48.230
30 - D1	43.003	39.452	108.9	1:22.455	80.42	5.065	13:39:10.685
31 - D1	40.899	38.408	109.9	1:19.307	83.61	1.917	13:40:29.992
32 - D1	40.189	38.091	110.0	1:18.280	(2) 84.71	0.890	13:41:48.272
33 - D1	40.335	38.177	110.7	1:18.512	(3) 84.46	1.122	13:43:06.784
34 - D1	39.770	37.620	111.2	1:17.390	(1) 85.68		13:44:24.174

P15 31		Team Birrane		Ford Fiesta Zetec / 1250cc			
IDEAL LAP TIME : 1:18.383		BEST LAP TIME : 1:18.383		DIFFERENCE : 0.000			
D1: Josh Skeens		D2: Katie Skeens		D3: Sam Peters		D4: Greg Monks	
LAP	SECTOR 1	SECTOR 2		LAP TIME	KPH	DIFF	TIME OF DAY
1 - D4	OUTLAP	53.995	100.0	1:45.636	62.77	27.253	12:30:27.515
2 - D4	44.994	39.682	107.7	1:24.676	78.31	6.293	12:31:52.191
3 - D4	42.927	38.439	109.5	1:21.366	81.49	2.983	12:33:13.557
4 - D4	42.634	39.259	109.8	1:21.893	80.97	3.510	12:34:35.450
5 - D4	43.343	38.450	109.0	1:21.793	81.07	3.410	12:35:57.243
6 - D4	41.922	40.033	109.4	1:21.955	80.91	3.572	12:37:19.198
7 - D4	41.864	37.824	110.4	1:19.688	83.21	1.305	12:38:38.886
8 - D4	41.385	37.456	110.0	1:18.841	(3) 84.10	0.458	12:39:57.727
9 - D4	41.483	37.587	110.2	1:19.070	83.86	0.687	12:41:16.797
10 - D4	41.277	37.813	110.0	1:19.090	83.84	0.707	12:42:35.887
11 - D4	41.303	37.527	109.8	1:18.830	(2) 84.12	0.447	12:43:54.717
12 - D4	41.565	37.723	110.0	1:19.288	83.63	0.905	12:45:14.005
13 - D4	40.960	37.423	110.8	1:18.383	(1) 84.59		12:46:32.388
14 - D4	40.998	37.892	108.8	1:18.890	84.05	0.507	12:47:51.278
15 - D4	43.591	IN PIT		53:11.941	P 2.07	51:53.558	13:41:03.219
16 - D3	OUTLAP	41.468	108.1	1:30.711	73.10	12.328	13:42:33.930
17 - D3	42.431	38.888	103.9	1:21.319	81.54	2.936	13:43:55.249
18 - D3	41.866	37.793	108.9	1:19.659	83.24	1.276	13:45:14.908
19 - D3	41.571	38.327	110.3	1:19.898	82.99	1.515	13:46:34.806

2023 MPSC 6 Hour Endurance Race
Mondello Park Fiesta Endurance
Endurance Testing 1 - SECTOR ANALYSIS



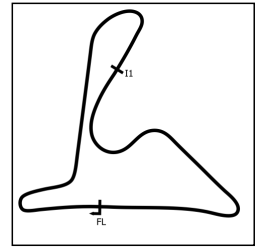
SECTOR 1 = FL to I1, SECTOR 2 = I1 to FL, DIFF = Difference To Personal Best Lap, P = Crossed Finish Line in Pit Lane, D = Time Disallowed

P16 72		Rough & Not Ready		Ford Fiesta Zetec / 1250cc			
IDEAL LAP TIME : 1:19.777		BEST LAP TIME : 1:20.544		DIFFERENCE : 0.767			
D1: Marc Mulhern		D2: Aidan Kinsella		D3: John Rock		D4: Richie Conlon	
LAP	SECTOR 1	SECTOR 2		LAP TIME	KPH	DIFF	TIME OF DAY
1 - D1	OUTLAP	40.322	105.7	1:27.388	75.88	6.844	12:49:45.354
2 - D1	44.375	40.227	107.0	1:24.602	78.38	4.058	12:51:09.956
3 - D1	42.894	38.810	108.8	1:21.704 (3)	81.16	1.160	12:52:31.660
4 - D1	42.491	38.217	109.3	1:20.708 (2)	82.16	0.164	12:53:52.368
5 - D1	42.217	38.327	109.6	1:20.544 (1)	82.33		12:55:12.912
6 - D1	42.171	39.624	109.7	1:21.795	81.07	1.251	12:56:34.707
7 - D1	41.646	IN PIT		11:30.863 P	9.59	10:10.319	13:08:05.570
8 - D4	OUTLAP	42.763	102.7	1:34.944	69.84	14.400	13:09:40.514
9 - D4	45.726	41.325	107.0	1:27.051	76.17	6.507	13:11:07.565
10 - D4	44.401	40.335	107.2	1:24.736	78.25	4.192	13:12:32.301
11 - D4	45.257	38.934	108.0	1:24.191	78.76	3.647	13:13:56.492
12 - D4	43.198	39.424	106.4	1:22.622	80.25	2.078	13:15:19.114
13 - D4	43.563	IN PIT		9:07.012 P	12.12	7:46.468	13:24:26.126
14 - D2	OUTLAP	41.862	106.7	1:34.670	70.04	14.126	13:26:00.796
15 - D2	43.603	38.797	107.8	1:22.400	80.47	1.856	13:27:23.196
16 - D2	43.968	38.131	108.6	1:22.099	80.77	1.555	13:28:45.295

2023 MPSC 6 Hour Endurance Race

Mondello Park Fiesta Endurance

Endurance Testing 1 - SECTOR ANALYSIS



SECTOR 1 = FL to I1, SECTOR 2 = I1 to FL, DIFF = Difference To Personal Best Lap, P = Crossed Finish Line in Pit Lane, D = Time Disallowed

P17 61		Le Mans		Ford Fiesta Zetec / 1250cc			
IDEAL LAP TIME : 1:21.316		BEST LAP TIME : 1:21.517		DIFFERENCE : 0.201			
D1: Bob Cameron		D2: Lucca Allen		D3: Hampul Ericson		D4: Tony Gallagher	
LAP	SECTOR 1	SECTOR 2		LAP TIME	KPH	DIFF	TIME OF DAY
1 - D1	OUTLAP	43.832	91.6	1:37.019	68.34	15.502	12:07:24.711
2 - D1	46.630	42.931	92.3	1:29.561	74.04	8.044	12:08:54.272
3 - D1	46.652	41.372	94.4	1:28.024	75.33	6.507	12:10:22.296
4 - D1	46.019	41.113	94.7	1:27.132	76.10	5.615	12:11:49.428
5 - D1	44.843	40.910	95.4	1:25.753	77.32	4.236	12:13:15.181
6 - D1	44.386	40.380	95.4	1:24.766	78.22	3.249	12:14:39.947
7 - D1	44.538	42.645	95.7	1:27.183	76.06	5.666	12:16:07.130
8 - D1	44.275	40.515	96.2	1:24.790	78.20	3.273	12:17:31.920
9 - D1		41.069	95.8	2:52.059	38.54	1:30.542	12:20:23.979
10 - D1	44.620	41.370	95.4	1:25.990	77.11	4.473	12:21:49.969
11 - D1	44.705	41.299	94.9	1:26.004	77.10	4.487	12:23:15.973
12 - D1	44.835	42.363	91.6	1:27.198	76.04	5.681	12:24:43.171
13 - D1	44.080	40.316	95.7	1:24.396	78.57	2.879	12:26:07.567
14 - D1	44.184	40.403	95.0	1:24.587	78.39	3.070	12:27:32.154
15 - D1	45.046	41.020	95.5	1:26.066	77.04	4.549	12:28:58.220
16 - D1	44.231	41.485	92.7	1:25.716	77.36	4.199	12:30:23.936
17 - D1	44.599	40.502	96.7	1:25.101	77.92	3.584	12:31:49.037
18 - D1	44.421	40.716	94.0	1:25.137	77.88	3.620	12:33:14.174
19 - D1	44.785	39.827	97.2	1:24.612	78.37	3.095	12:34:38.786
20 - D1	44.326	40.103	95.6	1:24.429	78.54	2.912	12:36:03.215
21 - D1		IN PIT		9:43.144	P 11.37	8:21.627	12:45:46.359
22 - D4	OUTLAP	44.314	87.5	1:33.459	70.95	11.942	12:47:19.818
23 - D4	45.737	40.524	94.5	1:26.261	76.87	4.744	12:48:46.079
24 - D4	44.161	39.819	96.0	1:23.980	78.96	2.463	12:50:10.059
25 - D4	43.243	39.495	97.2	1:22.738	80.14	1.221	12:51:32.797
26 - D4	43.117	39.610	95.7	1:22.727	80.15	1.210	12:52:55.524
27 - D4	43.408	39.578	96.6	1:22.986	79.90	1.469	12:54:18.510
28 - D4	42.859	39.074	97.3	1:21.933	80.93	0.416	12:55:40.443
29 - D4	42.936	42.614	93.1	1:25.550	77.51	4.033	12:57:05.993
30 - D4	43.294	39.617	96.4	1:22.911	79.97	1.394	12:58:28.904
31 - D4	42.873	39.287	96.8	1:22.160	80.71	0.643	12:59:51.064
32 - D4	42.842	39.715	96.0	1:22.557	80.32	1.040	13:01:13.621
33 - D4	42.964	39.022	97.5	1:21.986	80.88	0.469	13:02:35.607
34 - D4	42.484	40.418	95.7	1:22.902	79.98	1.385	13:03:58.509
35 - D4	43.132	39.115	98.0	1:22.247	80.62	0.730	13:05:20.756
36 - D4	42.543	39.302	98.0	1:21.845 (2)	81.02	0.328	13:06:42.601
37 - D4	42.294	39.223	98.9	1:21.517 (1)	81.34		13:08:04.118
38 - D4	42.720	39.160	97.9	1:21.880	80.98	0.363	13:09:25.998
39 - D4	43.352	39.577	96.3	1:22.929	79.96	1.412	13:10:48.927
40 - D4	42.728	39.310	98.1	1:22.038	80.83	0.521	13:12:10.965
41 - D4	42.734	39.181	97.4	1:21.915	80.95	0.398	13:13:32.880
42 - D4	42.558	39.584	97.2	1:22.142	80.72	0.625	13:14:55.022
43 - D4	42.807	39.051	97.9	1:21.858 (3)	81.00	0.341	13:16:16.880
44 - D4	44.463	39.125	97.7	1:23.588	79.33	2.071	13:17:40.468
45 - D4	43.075	39.286	96.8	1:22.361	80.51	0.844	13:19:02.829