



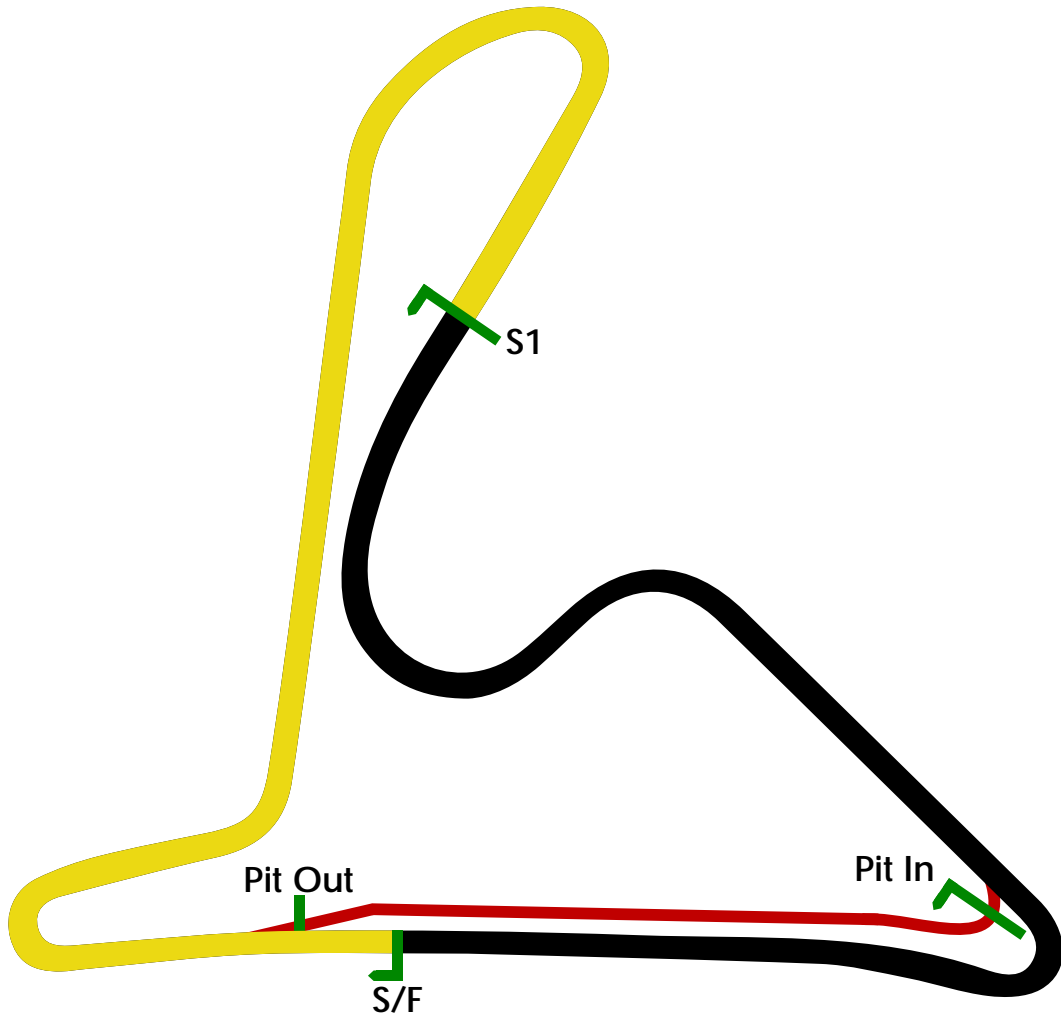
**Results Book**  
**CKMC Race Meeting**  
**Saturday 10th October 2020**



**MYLAPS**  
SPORTS TIMING



## Mondello Park National Circuit (With Sectors)



### Circuit Information:

Length:	1.842km	1842m	
Start / Finish:		53.257132	-6.745282
Sector 1 Line:		53.255922	-6.749475
Pit Entry:		53.258919	-6.746893
Pit Exit:		53.256935	-6.745359
Pit Entry - Pit Exit:	250.4m	15.024s @ 60kph	11.268s @ 80kph






# CKMC Race Meeting

CKMC Race Meeting

Mondello Park National Circuit 1.850 km



Date & Time	Group	Name	Type
10/10/2020			
09:15	Fiesta ST	Qualifying	Qualifying
09:35	Formula Vee	Qualifying	Qualifying
09:55	Fiesta Zetec	Qualifying	Qualifying
10:15	Historics, Supercars, SEAT, Strykers	Qualifying	Qualifying
10:35	Legends	Practice	Practice
10:45	Ginetta Junior Ireland	Qualifying	Qualifying
11:05	Formula BOSS Ireland	Qualifying	Qualifying
11:30	Fiesta ST	Race 1	Race
11:55	Formula Vee	Race	Race
12:20	Fiesta Zetec	Race 1	Race
12:45	Historics, Supercars, SEAT, Strykers	Race 1	Race
13:10	Legends	Race 1	Race
14:10	Ginetta Junior Ireland	Race 1	Race
14:35	Legends	Race 2	Race
14:55	Formula BOSS Ireland	Race 1	Race
15:20	Fiesta ST	Race 2	Race
15:45	Fiesta Zetec	Race 2	Race
16:10	Ginetta Junior Ireland	Race 2	Race
16:35	Historics, Supercars, SEAT, Strykers	Race 2	Race
17:00	Legends	Race 3	Race
17:20	Formula BOSS Ireland	Race 2	Race

Class	Competitors	Class	Competitors
BOSS Ireland	10	ITCC	1
Ford Fiesta ST	15	Irish Strykers	12
Ford Fiesta Zetec	12	Legends	10
Formula Vee	16	SEAT Supercup Ireland	3
Ginetta Junior Ireland	6		
HRCA	1		

Results provisional until the conclusion of judicial & technical matters Orbits

Clerk of the Course:

Chief Timekeeper:

Results available on [www.Timing.ie](http://www.Timing.ie)



# CKMC Race Meeting

Sorted on best lap time


Fiesta ST

Mondello Park National Circuit 1.850 km

Qualifying

10/10/2020 09:15

Qualifying (15:00 Time) started at 9:16:34



Pos	No.	Name	Make	Laps	Best Tm	In Lap	Diff	Gap	Best Speed	2nd Best
1	2	Michael Cullen	Ford Fiesta ST / 2000cc	5	1:05.135	3			102.249	1:05.646
2	3	Alex Denning	Ford Fiesta ST / 2000cc	6	1:05.296	4	0.161	0.161	101.997	1:05.539
3	88	Kevin Doran	Ford Fiesta ST / 2000cc	9	1:05.303	7	0.168	0.007	101.986	1:05.339
4	48	Graham McDonnell	Ford Fiesta ST / 2000cc	10	1:05.373	9	0.238	0.070	101.877	1:05.380
5	7	David Maguire	Ford Fiesta ST / 2000cc	8	1:05.422	5	0.287	0.049	101.801	1:05.566
6	5	Barry-John McHenry	Ford Fiesta ST / 2000cc	7	1:06.135	3	1.000	0.713	100.703	1:06.282
7	44	Ross Barnes	Ford Fiesta ST / 2000cc	11	1:06.236	6	1.101	0.101	100.550	1:06.265
8	4	Gordon Kellett	Ford Fiesta ST / 2000cc	11	1:06.368	9	1.233	0.132	100.350	1:06.645
9	21	Trevor Farrar	Ford Fiesta ST / 2000cc	13	1:06.603	4	1.468	0.235	99.995	1:06.749
10	14	Ryan Nugent	Ford Fiesta ST / 2000cc	12	1:06.635	8	1.500	0.032	99.947	1:07.046
11	11	Chris Jones	Ford Fiesta ST / 2000cc	11	1:07.126	11	1.991	0.491	99.216	1:07.350
12	43	Christopher Grimes Jr	Ford Fiesta ST / 2000cc	13	1:07.483	9	2.348	0.357	98.692	1:07.544
13	69	Max Turley	Ford Fiesta ST / 2000cc	11	1:07.528	7	2.393	0.045	98.626	1:08.074
14	16	Michael Clune	Ford Fiesta ST / 2000cc	12	1:09.193	12	4.058	1.665	96.253	1:09.321

Results provisional until the conclusion of judicial & technical matters

Orbits

Clerk of the Course:

Chief Timekeeper:

Results available on [www.Timing.ie](http://www.Timing.ie)



# CKMC Race Meeting

Fiesta ST

Mondello Park National Circuit 1.850 km

Qualifying

10/10/2020 09:15

Qualifying (15:00 Time) started at 9:16:34

Lap	Lap Tm	Gap	S1 Tm	S2 Tm
<b>(2) Michael Cullen</b>				
1	1:16.693			35.243
2	1:10.040	-6.653	36.728	33.312
3	<b>1:05.135</b>	-4.905	<b>33.835</b>	<b>31.300</b>
4	1:05.646	+0.511	34.182	31.464
p5	4:15.995	+3:10.349	39.922	

<b>(3) Alex Denning</b>				
1	1:38.408			39.588
2	1:05.740	-32.668	34.155	31.585
3	1:05.539	-0.201	34.069	31.470
4	<b>1:05.296</b>	-0.243	<b>33.952</b>	<b>31.344</b>
5	1:11.284	+5.988	35.945	35.339
6	1:12.909	+1.625	34.143	38.766

<b>(88) Kevin Doran</b>				
1	1:41.520			46.406
p2	5:10.359	+3:28.839	44.401	
3	1:25.895	-3:44.464		38.118
4	1:05.548	-20.347	34.153	<b>31.395</b>
5	1:05.339	-0.209	<b>33.863</b>	31.476
6	1:05.663	+0.324	34.142	31.521
7	<b>1:05.303</b>	-0.360	33.871	31.432
8	1:05.808	+0.505	33.992	31.816
9	1:06.024	+0.216	34.127	31.897

<b>(48) Graham McDonnell</b>				
1	1:32.892			39.150
2	1:07.143	-25.749	35.107	32.036
3	1:06.417	-0.726	34.621	31.796
4	1:05.797	-0.620	34.296	31.501
5	1:05.805	+0.008	34.309	31.496
p6	4:06.305	+3:00.500	37.747	
7	1:09.638	-2:56.667		31.863
8	1:05.380	-4.258	34.034	<b>31.346</b>
9	<b>1:05.373</b>	-0.007	<b>34.012</b>	31.361
p10	2:09.810	+1:04.437	35.623	

<b>(7) David Maguire</b>				
1	1:18.194			34.964
2	1:11.324	-6.870	35.238	36.086
3	1:06.071	-5.253	34.210	31.861
4	1:05.566	-0.505	34.006	31.560
5	<b>1:05.422</b>	-0.144	<b>33.962</b>	<b>31.460</b>
6	1:06.367	+0.945	33.981	32.386
7	1:10.885	+4.518	38.314	32.571
8	1:05.892	-4.993	34.185	31.707

<b>(5) Barry-John McHenry</b>				
1	1:38.766			48.127
2	1:07.226	-31.540	35.251	31.975
3	<b>1:06.135</b>	-1.091	34.611	<b>31.524</b>
4	1:22.847	+16.712	34.638	48.209
5	1:06.451	-16.396	34.754	31.697
6	1:06.282	-0.169	<b>34.595</b>	31.687
7	1:06.361	+0.079	34.688	31.673

<b>(44) Ross Barnes</b>				
1	1:33.020			38.202
2	1:08.957	-24.063	36.203	32.754
3	1:07.235	-1.722	35.047	32.188
p4	3:14.432	+2:07.197	35.157	
5	1:25.986	-1:48.446		38.172
6	<b>1:06.236</b>	-19.750	34.429	31.807
7	1:06.298	+0.062	34.617	<b>31.681</b>
8	1:06.406	+0.108	34.580	31.826
9	1:06.356	-0.050	34.645	31.711
10	1:06.265	-0.091	<b>34.387</b>	31.878
11	1:08.943	+2.678	35.395	33.548

<b>(4) Gordon Kellett</b>				
1	1:45.079			51.467

Lap	Lap Tm	Gap	S1 Tm	S2 Tm
2	1:17.377	-27.702	43.739	33.638
3	1:06.996	-10.381	34.891	32.105
4	1:06.711	-0.285	34.643	32.068
5	1:06.854	+0.143	34.837	32.017
6	1:06.645	-0.209	34.753	31.892
p7	3:57.139	+2:50.494	37.039	
8	1:09.690	-2:47.449		32.260
9	<b>1:06.368</b>	-3.322	<b>34.537</b>	<b>31.831</b>
10	1:06.831	+0.463	34.742	32.089
11	1:09.514	+2.683	36.476	33.038

<b>(21) Trevor Farrar</b>				
1	1:33.108			38.069
2	1:09.174	-23.934	35.928	33.246
3	1:06.751	-2.423	34.764	31.987
4	<b>1:06.603</b>	-0.148	<b>34.677</b>	<b>31.926</b>
5	1:06.749	+0.146	34.780	31.969
6	1:07.112	+0.363	34.971	32.141
7	1:20.683	+13.571	43.020	37.663
8	1:18.212	-2.471	44.431	33.781
9	1:07.411	-10.801	34.833	32.578
10	1:07.071	-0.340	34.761	32.310
11	1:06.819	-0.252	34.846	31.973
12	1:07.038	+0.219	34.995	32.043
13	1:06.951	-0.087	34.913	32.038

<b>(14) Ryan Nugent</b>				
1	1:42.312			45.301
2	1:08.043	-34.269	35.412	32.631
3	1:07.736	-0.307	35.350	32.386
4	1:07.542	-0.194	35.327	32.215
5	1:22.691	+15.149	43.427	39.264
6	1:19.793	-2.898	35.068	44.725
7	1:07.334	-12.459	35.150	32.184
8	<b>1:06.635</b>	-0.699	34.809	<b>31.826</b>
9	1:14.626	+7.991	39.625	35.001
10	1:07.046	-7.580	<b>34.794</b>	32.252
p11	2:03.322	+56.276	41.344	
12	1:08.959	-54.363		32.206

<b>(11) Chris Jones</b>				
1	1:38.450			44.526
2	1:19.487	-18.963	42.804	36.683
3	1:14.816	-4.671	39.137	35.679
4	1:13.476	-1.340	37.729	35.747
5	1:11.893	-1.583	38.267	33.626
6	1:15.549	+3.656	39.886	35.663
7	1:09.566	-5.983	35.552	34.014
8	1:07.350	-2.216	35.086	32.264
9	1:07.693	+0.343	35.456	32.237
10	1:07.770	+0.077	35.255	32.515
11	<b>1:07.126</b>	-0.644	<b>34.993</b>	<b>32.133</b>

<b>(43) Christopher Grimes Jr</b>				
1	1:34.131			39.445
2	1:09.819	-24.312	36.504	33.315
3	1:08.149	-1.670	35.523	32.626
4	1:08.351	+0.202	35.594	32.757
5	1:08.870	+0.519	36.281	32.589
6	1:07.939	-0.931	35.237	32.702
7	1:08.674	+0.735	35.497	33.177
8	1:08.102	-0.572	35.125	32.977
9	<b>1:07.483</b>	-0.619	35.052	32.431
10	1:07.735	+0.252	35.230	32.505
11	1:07.735		<b>34.975</b>	32.760
12	1:07.544	-0.191	35.238	<b>32.306</b>
13	1:08.055	+0.511	35.365	32.690

<b>(69) Max Turley</b>				
1	1:35.268			40.946
2	1:12.139	-23.129	38.127	34.012
3	1:11.382	-0.757	37.617	33.765
p4	2:03.806	+52.424	37.247	

Results provisional until the conclusion of judicial & technical matters

Orbits

Clerk of the Course: \_\_\_\_\_

\_\_\_\_\_

Chief Timekeeper: \_\_\_\_\_



# CKMC Race Meeting

Fiesta ST Mondello Park National Circuit 1.850 km

Qualifying 10/10/2020 09:15

Qualifying (15:00 Time) started at 9:16:34

Lap	Lap Tm	Gap	S1 Tm	S2 Tm
5	1:08.808	-54.998		<b>32.091</b>
6	1:08.129	-0.679	35.307	32.822
7	<b>1:07.528</b>	-0.601	<b>35.255</b>	32.273
8	1:08.074	+0.546	35.523	32.551
p9	2:08.623	+1:00.549	36.883	
10	1:10.764	-57.859		32.368
11	1:11.188	+0.424	38.502	32.686

Lap	Lap Tm	Gap	S1 Tm	S2 Tm
-----	--------	-----	-------	-------

(16) Michael Clune

1	1:20.776			36.855
2	1:14.389	-6.387	39.569	34.820
3	1:17.295	+2.906	38.389	38.906
4	1:14.637	-2.658	39.438	35.199
5	1:10.362	-4.275	37.098	33.264
6	1:10.263	-0.099	37.101	33.162
7	1:10.324	+0.061	37.121	33.203
8	1:10.390	+0.066	37.038	33.352
9	1:11.567	+1.177	38.871	32.696
10	1:09.829	-1.738	36.631	33.198
11	1:09.321	-0.508	36.555	32.766
12	<b>1:09.193</b>	-0.128	<b>36.540</b>	<b>32.653</b>

Results provisional until the conclusion of judicial & technical matters Orbits

Clerk of the Course:

Results available on [www.Timing.ie](http://www.Timing.ie)

Chief Timekeeper:



# CKMC Race Meeting


Fiesta ST

Mondello Park National Circuit 1.850 km

Race 1

10/10/2020 11:30

Race (15:00 Time)



7	1:07.528 69 Max Turley 13
6	1:07.126 11 Chris Jones 11
5	1:06.603 21 Trevor Farrar 9
4	1:06.236 44 Ross Barnes 7
3	1:05.422 7 David Maguire 5
2	1:05.303 88 Kevin Doran 3
1	1:05.135 2 Michael Cullen 1 POLE POSITION

1:09.193 16 Michael Clune 14
1:07.483 43 Christopher Grimes Jr 12
1:06.635 14 Ryan Nugent 10
1:06.368 4 Gordon Kellett 8
1:06.135 5 Barry-John McHenry 6
1:05.373 48 Graham McDonnell 4
1:05.296 3 Alex Denning 2



Results provisional until the conclusion of judicial & technical matters

Orbits

Clerk of the Course:

Chief Timekeeper:



# CKMC Race Meeting

Sorted on Laps

Fiesta ST Mondello Park National Circuit 1.850 km

Race 1 (Re-Run)

10/10/2020 11:31

Race (12:00 Time) started at 11:39:43

Pos	No.	Name	Make	Laps	Diff	Gap	Total Tm	Best Tm	Best Speed	In Lap
1	3	Alex Denning	Ford Fiesta ST / 2000cc	11			12:11.850	1:05.862	101.121	9
2	7	David Maguire	Ford Fiesta ST / 2000cc	11	4.785	4.785	12:16.635	1:05.942	100.998	11
3	2	Michael Cullen	Ford Fiesta ST / 2000cc	11	5.948	1.163	12:17.798	1:06.112	100.738	8
4	5	Barry-John McHenry	Ford Fiesta ST / 2000cc	11	7.630	1.682	12:19.480	1:06.433	100.251	8
5	48	Graham McDonnell	Ford Fiesta ST / 2000cc	11	10.586	2.956	12:22.436	1:06.186	100.626	9
6	21	Trevor Farrar	Ford Fiesta ST / 2000cc	11	11.929	1.343	12:23.779	1:06.601	99.998	8
7	43	Christopher Grimes Jr	Ford Fiesta ST / 2000cc	11	13.841	1.912	12:25.691	1:06.627	99.959	6
8	4	Gordon Kellett	Ford Fiesta ST / 2000cc	11	14.948	1.107	12:26.798	1:06.890	99.566	8
9	69	Max Turley	Ford Fiesta ST / 2000cc	11	23.750	8.802	12:35.600	1:07.547	98.598	7
10	16	Michael Clune	Ford Fiesta ST / 2000cc	11	26.395	2.645	12:38.245	1:08.022	97.909	10
11	11	Chris Jones	Ford Fiesta ST / 2000cc	11	26.785	0.390	12:38.635	1:07.723	98.342	2
12	8	Guy Wynn	Ford Fiesta ST / 2000cc	11	28.212	1.427	12:40.062	1:06.728	99.808	3
Not classified										
DNS	44	Ross Barnes	Ford Fiesta ST / 2000cc			DNS			-	0
DQ	88	Kevin Doran	Ford Fiesta ST / 2000cc	11		DQ	12:14.134	1:05.753	101.288	8

## Announcements

No.88 Kevin Doran - Excluded from the race for driving standards

Margin of Victory	Avg. Speed	Best Lap Tm	Best Speed	Best Lap by
4.785	100.102	1:05.862	101.121	3 - Alex Denning

Results provisional until the conclusion of judicial & technical matters

Orbits

Clerk of the Course:

Chief Timekeeper:

Results available on [www.Timing.ie](http://www.Timing.ie)





# CKMC Race Meeting

Fiesta ST

Mondello Park National Circuit 1.850 km

Race 1 (Re-Run)

10/10/2020 11:31

Race (12:00 Time) started at 11:39:43

Lap	Lap Tm	Gap	S1 Tm	S2 Tm
<b>(3) Alex Denning</b>				
1	1:09.641		37.882	31.759
2	1:06.662	-2.979	34.601	32.061
3	1:06.692	+0.030	34.768	31.924
4	1:06.067	-0.625	34.277	31.790
5	1:06.018	-0.049	34.239	31.779
6	1:05.995	-0.023	34.257	31.738
7	1:06.243	+0.248	34.399	31.844
8	1:06.106	-0.137	34.324	31.782
9	<b>1:05.862</b>	-0.244	<b>34.144</b>	<b>31.718</b>
10	1:06.101	+0.239	34.353	31.748
11	1:06.463	+0.362	34.399	32.064

<b>(7) David Maguire</b>				
1	1:09.116		37.119	31.997
2	1:07.551	-1.565	35.686	31.865
3	1:06.937	-0.614	34.726	32.211
4	1:06.822	-0.115	34.780	32.042
5	1:06.618	-0.204	34.506	32.112
6	1:07.028	+0.410	35.005	32.023
7	1:06.601	-0.427	34.666	31.935
8	1:06.197	-0.404	34.357	31.840
9	1:06.227	+0.030	34.211	32.016
10	1:06.604	+0.377	34.990	<b>31.614</b>
11	<b>1:05.942</b>	-0.662	<b>34.137</b>	31.805

<b>(2) Michael Cullen</b>				
1	1:08.475		36.886	<b>31.589</b>
2	1:08.145	-0.330	36.466	31.679
3	1:06.516	-1.629	34.618	31.898
4	1:07.577	+1.061	35.680	31.897
5	1:06.831	-0.746	34.643	32.188
6	1:06.934	+0.103	34.820	32.114
7	1:06.697	-0.237	34.885	31.812
8	<b>1:06.112</b>	-0.585	<b>34.295</b>	31.817
9	1:06.313	+0.201	34.426	31.887
10	1:07.790	+1.477	35.977	31.813
11	1:06.303	-1.487	34.380	31.923

<b>(5) Barry-John McHenry</b>				
1	1:09.402		37.627	31.775
2	1:07.299	-2.103	35.564	31.735
3	1:07.571	+0.272	34.704	32.867
4	1:06.909	-0.662	35.174	31.735
5	1:06.631	-0.278	34.668	31.963
6	1:06.794	+0.163	35.009	31.785
7	1:06.746	-0.048	34.697	32.049
8	<b>1:06.433</b>	-0.313	34.775	<b>31.658</b>
9	1:06.809	+0.376	34.767	32.042
10	1:06.726	-0.083	34.805	31.921
11	1:06.923	+0.197	<b>34.564</b>	32.359

<b>(48) Graham McDonnell</b>				
1	1:09.873		37.963	31.910
2	1:07.113	-2.760	35.256	31.857
3	1:08.090	+0.977	34.748	33.342
4	1:08.379	+0.289	36.315	32.064
5	1:07.593	-0.786	34.728	32.865
6	1:06.979	-0.614	35.194	31.785
7	1:06.985	+0.006	35.066	31.919
8	1:06.417	-0.568	<b>34.382</b>	32.035
9	<b>1:06.186</b>	-0.231	34.529	<b>31.657</b>
10	1:06.751	+0.565	34.804	31.947
11	1:07.579	+0.828	35.194	32.385

<b>(21) Trevor Farrar</b>				
1	1:09.892		37.420	32.472
2	1:07.734	-2.158	35.302	32.432
3	1:06.802	-0.932	34.764	32.038
4	1:07.031	+0.229	34.792	32.239
5	1:07.529	+0.498	35.206	32.323
6	1:06.882	-0.647	34.836	32.046

7	1:07.780	+0.898	35.694	32.086
8	<b>1:06.601</b>	-1.179	<b>34.617</b>	<b>31.984</b>
9	1:07.080	+0.479	34.768	32.312
10	1:07.120	+0.040	34.849	32.271
11	1:06.982	-0.138	34.875	32.107

<b>(43) Christopher Grimes Jr</b>				
1	1:09.683		37.517	32.166
2	1:08.016	-1.667	35.584	32.432
3	1:08.270	+0.254	35.525	32.745
4	1:06.906	-1.364	34.627	32.279
5	1:08.081	+1.175	35.863	32.218
6	<b>1:06.627</b>	-1.454	34.744	<b>31.883</b>
7	1:07.087	+0.460	34.987	32.100
8	1:06.788	-0.299	34.792	31.996
9	1:06.829	+0.041	<b>34.572</b>	32.257
10	1:07.218	+0.389	35.052	32.166
11	1:07.514	+0.296	35.326	32.188

<b>(4) Gordon Kellett</b>				
1	1:10.492		37.935	32.557
2	1:07.999	-2.493	35.340	32.659
3	1:09.000	+1.001	36.092	32.908
4	1:07.308	-1.692	34.938	32.370
5	1:07.775	+0.467	35.470	32.305
6	1:07.134	-0.641	34.989	32.145
7	1:07.173	+0.039	34.953	32.220
8	<b>1:06.890</b>	-0.283	<b>34.819</b>	<b>32.071</b>
9	1:07.214	+0.324	35.019	32.195
10	1:07.014	-0.200	34.915	32.099
11	1:07.258	+0.244	34.976	32.282

<b>(69) Max Turley</b>				
1	1:12.179		39.802	<b>32.377</b>
2	1:07.736	-4.443	35.239	32.497
3	1:07.924	+0.188	35.487	32.437
4	1:08.489	+0.565	35.567	32.922
5	1:07.925	-0.564	35.317	32.608
6	1:08.735	+0.810	36.269	32.466
7	<b>1:07.547</b>	-1.188	<b>35.113</b>	32.434
8	1:07.860	+0.313	35.383	32.477
9	1:07.768	-0.092	35.329	32.439
10	1:08.130	+0.362	35.431	32.699
11	1:08.151	+0.021	35.637	32.514

<b>(16) Michael Clune</b>				
1	1:10.243		38.007	<b>32.236</b>
2	1:08.542	-1.701	35.667	32.875
3	1:08.231	-0.311	35.876	32.355
4	1:08.215	-0.016	35.895	32.320
5	1:08.809	+0.594	35.668	33.141
6	1:09.380	+0.571	36.566	32.814
7	1:08.572	-0.808	<b>35.223</b>	33.349
8	1:08.399	-0.173	36.006	32.393
9	1:08.318	-0.081	35.555	32.763
10	<b>1:08.022</b>	-0.296	35.370	32.652
11	1:08.301	+0.279	35.868	32.433

<b>(11) Chris Jones</b>				
1	1:11.747		39.277	32.470
2	<b>1:07.723</b>	-4.024	35.258	32.465
3	1:08.341	+0.618	36.122	<b>32.219</b>
4	1:08.513	+0.172	35.704	32.809
5	1:08.297	-0.216	35.422	32.875
6	1:09.882	+1.585	36.859	33.023
7	1:08.361	-1.521	<b>35.232</b>	33.129
8	1:08.376	+0.015	35.859	32.517
9	1:08.315	-0.061	35.539	32.776
10	1:08.189	-0.126	35.339	32.850
11	1:08.200	+0.011	35.728	32.472

<b>(8) Guy Wynn</b>				
1	1:10.211			32.395

Results provisional until the conclusion of judicial & technical matters

Orbits

Clerk of the Course:

Results available on [www.Timing.ie](http://www.Timing.ie)

Chief Timekeeper:



# CKMC Race Meeting


Fiesta ST

Mondello Park National Circuit 1.850 km

Race 1 (Re-Run)

10/10/2020 11:31

Race (12:00 Time) started at 11:39:43



Lap	Lap Tm	Gap	S1 Tm	S2 Tm
2	1:06.964	-3.247	34.827	<b>32.137</b>
3	<b>1:06.728</b>	-0.236	<b>34.475</b>	32.253
4	1:08.383	+1.655	35.651	32.732
5	1:08.077	-0.306	35.521	32.556
6	1:09.715	+1.638	36.667	33.048
7	1:08.548	-1.167	35.200	33.348
8	1:08.305	-0.243	35.814	32.491
9	1:09.095	+0.790	35.492	33.603
10	1:08.092	-1.003	35.449	32.643
11	1:08.583	+0.491	35.572	33.011

Lap	Lap Tm	Gap	S1 Tm	S2 Tm
-----	--------	-----	-------	-------

(88) Kevin Doran

1	1:08.486		37.050	<b>31.436</b>
2	1:07.271	-1.215	35.586	31.685
3	1:07.382	+0.111	35.364	32.018
4	1:07.599	+0.217	35.516	32.083
5	1:06.560	-1.039	34.327	32.233
6	1:06.768	+0.208	34.913	31.855
7	1:06.046	-0.722	34.358	31.688
8	<b>1:05.753</b>	-0.293	34.165	31.588
9	1:05.881	+0.128	<b>34.120</b>	31.761
10	1:06.035	+0.154	34.351	31.684
11	1:05.859	-0.176	34.176	31.683

Results provisional until the conclusion of judicial & technical matters

Orbits

Clerk of the Course:

Chief Timekeeper:

Results available on [www.Timing.ie](http://www.Timing.ie)



# CKMC Race Meeting


Fiesta ST

Mondello Park National Circuit 1.850 km

Race 2

10/10/2020 16:10

Race (15:00 Time)



7  
6  
5  
4  
3  
2  
1

44 Ross Barnes  
13

11 Chris Jones  
11

69 Max Turley  
9

43 Christopher Grimes Jr  
7

7 David Maguire  
5

5 Barry-John McHenry  
3

21 Trevor Farrar  
1

POLE POSITION

88 Kevin Doran  
14

8 Guy Wynn  
12

16 Michael Clune  
10

4 Gordon Kellett  
8

3 Alex Denning  
6

2 Michael Cullen  
4

48 Graham McDonnell  
2



Results provisional until the conclusion of judicial & technical matters

Orbits

Clerk of the Course:

Chief Timekeeper:

Results available on [www.Timing.ie](http://www.Timing.ie)



# CKMC Race Meeting

Sorted on Laps

Fiesta ST

Mondello Park National Circuit 1.850 km

Race 2

10/10/2020 16:10

Race (15:00 Time) started at 16:20:33

Pos	No.	Name	Make	Laps	Diff	Gap	Total Tm	Best Tm	Best Speed	In Lap
1	48	Graham McDonnell	Ford Fiesta ST / 2000cc	14			15:28.307	1:05.726	101.330	2
2	2	Michael Cullen	Ford Fiesta ST / 2000cc	14	2.170	2.170	15:30.477	1:05.740	101.308	4
3	88	Kevin Doran	Ford Fiesta ST / 2000cc	14	6.698	4.528	15:35.005	1:05.144	102.235	2
4	5	Barry-John McHenry	Ford Fiesta ST / 2000cc	14	11.731	5.033	15:40.038	1:06.120	100.726	3
5	7	David Maguire	Ford Fiesta ST / 2000cc	14	12.626	0.895	15:40.933	1:06.165	100.657	2
6	44	Ross Barnes	Ford Fiesta ST / 2000cc	14	17.654	5.028	15:45.961	1:06.067	100.807	3
7	4	Gordon Kellett	Ford Fiesta ST / 2000cc	14	19.139	1.485	15:47.446	1:06.703	99.846	2
8	43	Christopher Grimes Jr	Ford Fiesta ST / 2000cc	14	41.688	22.549	16:09.995	1:08.079	97.828	14
9	11	Chris Jones	Ford Fiesta ST / 2000cc	14	42.035	0.347	16:10.342	1:07.480	98.696	10
10	14	Ryan Nugent	Ford Fiesta ST / 2000cc	14	42.276	0.241	16:10.583	1:07.379	98.844	9
11	16	Michael Clune	Ford Fiesta ST / 2000cc	14	44.916	2.640	16:13.223	1:07.594	98.529	9
12	8	Guy Wynn	Ford Fiesta ST / 2000cc	14	45.162	0.246	16:13.469	1:07.742	98.314	14
13	3	Alex Denning	Ford Fiesta ST / 2000cc	12	2 Laps	2 Laps	15:52.822	1:06.190	100.619	11
Not classified										
DNF	69	Max Turley	Ford Fiesta ST / 2000cc	13	DNF		15:20.061	1:07.296	98.966	2
DNF	21	Trevor Farrar	Ford Fiesta ST / 2000cc	7	DNF		7:54.917	1:06.233	100.554	2

## Announcements

New Track Record (1:05.144) for Ford Fiesta ST by Kevin Doran.

Margin of Victory	Avg. Speed	Best Lap Tm	Best Speed	Best Lap by
2.170	100.441	1:05.144	102.235	88 - Kevin Doran

Results provisional until the conclusion of judicial & technical matters

Orbits

Clerk of the Course:

Chief Timekeeper:



# CKMC Race Meeting


## Fiesta ST

## Mondello Park National Circuit 1.850 km

### Race 2

10/10/2020 16:10

Race (15:00 Time) started at 16:20:33



Lap	Lap Tm	Gap	S1 Tm	S2 Tm
<b>(48) Graham McDonnell</b>				
1	1:08.489		37.061	<b>31.428</b>
2	<b>1:05.726</b>	-2.763	34.283	31.443
3	1:05.760	+0.034	34.286	31.474
4	1:05.736	-0.024	<b>34.181</b>	31.555
5	1:05.933	+0.197	34.343	31.590
6	1:05.927	-0.006	34.338	31.589
7	1:06.269	+0.342	34.581	31.688
8	1:06.521	+0.252	34.616	31.905
9	1:06.037	-0.484	34.328	31.709
10	1:06.122	+0.085	34.409	31.713
11	1:06.433	+0.311	34.553	31.880
12	1:06.332	-0.101	34.608	31.724
13	1:06.341	+0.009	34.496	31.845
14	1:06.681	+0.340	34.643	32.038

<b>(2) Michael Cullen</b>				
1	1:09.006		37.419	31.587
2	1:05.797	-3.209	34.259	<b>31.538</b>
3	1:05.764	-0.033	34.202	31.562
4	<b>1:05.740</b>	-0.024	<b>34.201</b>	31.539
5	1:06.322	+0.582	34.359	31.963
6	1:06.350	+0.028	34.367	31.983
7	1:06.266	-0.084	34.410	31.856
8	1:06.341	+0.075	34.584	31.757
9	1:06.033	-0.308	34.271	31.762
10	1:06.279	+0.246	34.367	31.912
11	1:06.613	+0.334	34.619	31.994
12	1:06.551	-0.062	34.627	31.924
13	1:06.401	-0.150	34.619	31.782
14	1:06.336	-0.065	34.458	31.878

<b>(88) Kevin Doran</b>				
1	1:10.321		38.567	31.754
2	<b>1:05.144</b>	-5.177	<b>33.829</b>	<b>31.315</b>
3	1:05.479	+0.335	34.007	31.472
4	1:06.959	+1.480	34.525	32.434
5	1:08.488	+1.529	36.004	32.484
6	1:06.243	-2.245	34.609	31.634
7	1:06.101	-0.142	34.313	31.788
8	1:06.172	+0.071	34.325	31.847
9	1:06.035	-0.137	34.417	31.618
10	1:06.043	+0.008	34.305	31.738
11	1:06.090	+0.047	34.271	31.819
12	1:06.067	-0.023	34.368	31.699
13	1:06.249	+0.182	34.409	31.840
14	1:06.095	-0.154	34.282	31.813

<b>(5) Barry-John McHenry</b>				
1	1:10.927		38.733	32.194
2	1:06.354	-4.573	34.609	<b>31.745</b>
3	<b>1:06.120</b>	-0.234	<b>34.264</b>	31.856
4	1:07.577	+1.457	35.299	32.278
5	1:08.643	+1.066	36.287	32.356
6	1:06.868	-1.775	34.991	31.877
7	1:06.560	-0.308	34.706	31.854
8	1:06.525	-0.035	34.571	31.954
9	1:06.347	-0.178	34.573	31.774
10	1:06.544	+0.197	34.710	31.834
11	1:06.511	-0.033	34.554	31.957
12	1:06.704	+0.193	34.603	32.101
13	1:06.847	+0.143	34.838	32.009
14	1:06.741	-0.106	34.784	31.957

<b>(7) David Maguire</b>				
1	1:09.950		38.091	31.859
2	<b>1:06.165</b>	-3.785	34.396	<b>31.769</b>
3	1:06.389	+0.224	34.347	32.042
4	1:07.572	+1.183	35.049	32.523
5	1:09.315	+1.743	36.911	32.404
6	1:07.618	-1.697	35.333	32.285
7	1:06.784	-0.834	34.663	32.121

8	1:07.272	+0.488	35.229	32.043
9	1:06.659	-0.613	34.405	32.254
10	1:06.649	-0.010	34.532	32.117
11	1:06.459	-0.190	34.535	31.924
12	1:06.449	-0.010	34.552	31.897
13	1:06.170	-0.279	<b>34.228</b>	31.942
14	1:06.210	+0.040	34.270	31.940

<b>(44) Ross Barnes</b>				
1	1:11.032		38.402	32.630
2	1:06.183	-4.849	34.409	31.774
3	<b>1:06.067</b>	-0.116	<b>34.393</b>	<b>31.674</b>
4	1:06.669	+0.602	34.630	32.039
5	1:07.561	+0.892	34.971	32.590
6	1:07.781	+0.220	35.361	32.420
7	1:06.791	-0.990	34.699	32.092
8	1:07.585	+0.794	35.462	32.123
9	1:07.040	-0.545	34.933	32.107
10	1:07.091	+0.051	34.937	32.154
11	1:07.034	-0.057	35.014	32.020
12	1:07.034		35.017	32.017
13	1:07.216	+0.182	35.141	32.075
14	1:07.479	+0.263	35.029	32.450

<b>(4) Gordon Kelleth</b>				
1	1:13.063		39.825	33.238
2	<b>1:06.703</b>	-6.360	34.638	<b>32.065</b>
3	1:06.854	+0.151	34.764	32.090
4	<b>1:06.703</b>	-0.151	<b>34.626</b>	32.077
5	1:06.805	+0.102	34.686	32.119
6	1:06.977	+0.172	34.665	32.312
7	1:07.315	+0.338	35.169	32.146
8	1:08.505	+1.190	36.252	32.253
9	1:06.850	-1.655	34.740	32.110
10	1:07.210	+0.360	34.850	32.360
11	1:07.032	-0.178	34.961	32.071
12	1:07.013	-0.019	34.798	32.215
13	1:07.357	+0.344	35.117	32.240
14	1:07.184	-0.173	35.074	32.110

<b>(43) Christopher Grimes Jr</b>				
1	1:15.583		41.043	34.540
2	1:08.494	-7.089	35.899	<b>32.595</b>
3	1:09.863	+1.369	35.600	34.263
4	1:09.294	-0.569	35.950	33.344
5	1:09.033	-0.261	35.608	33.425
6	1:08.759	-0.274	35.890	32.869
7	1:08.572	-0.187	35.599	32.973
8	1:08.843	+0.271	35.549	33.294
9	1:08.359	-0.484	35.503	32.856
10	1:08.323	-0.036	35.675	32.648
11	1:08.505	+0.182	35.760	32.745
12	1:08.169	-0.336	35.438	32.731
13	1:08.169		35.524	32.645
14	<b>1:08.079</b>	-0.090	<b>35.211</b>	32.868

<b>(11) Chris Jones</b>				
1	1:15.710		40.592	35.118
2	1:08.941	-6.769	35.929	33.012
3	1:08.651	-0.290	35.756	32.895
4	1:08.889	+0.238	35.919	32.970
5	1:08.985	+0.096	35.395	33.590
6	1:13.204	+4.219	40.686	32.518
7	1:07.632	-5.572	35.169	32.463
8	1:08.553	+0.921	35.751	32.802
9	1:07.890	-0.663	35.371	32.519
10	<b>1:07.480</b>	-0.410	35.140	<b>32.340</b>
11	1:07.791	+0.311	35.275	32.516
12	1:07.654	-0.137	35.292	32.362
13	1:07.619	-0.035	<b>35.101</b>	32.518
14	1:07.760	+0.141	35.237	32.523

<b>(14) Ryan Nugent</b>				
-------------------------	--	--	--	--

Results provisional until the conclusion of judicial & technical matters

Orbits

Clerk of the Course:

Results available on [www.Timing.ie](http://www.Timing.ie)

Chief Timekeeper:



# CKMC Race Meeting


Fiesta ST

Mondello Park National Circuit 1.850 km

Race 2

10/10/2020 16:10

Race (15:00 Time) started at 16:20:33



Lap	Lap Tm	Gap	S1 Tm	S2 Tm
1	1:15.115		40.208	34.907
2	1:08.221	-6.894	35.657	32.564
3	1:08.824	+0.603	35.666	33.158
4	1:07.898	-0.926	35.531	32.367
5	1:09.982	+2.084	36.051	33.931
6	1:13.985	+4.003	41.550	32.435
7	1:07.655	-6.330	35.217	32.438
8	1:08.141	+0.486	35.588	32.553
9	<b>1:07.379</b>	-0.762	<b>35.000</b>	32.379
10	1:07.646	+0.267	35.251	32.395
11	1:08.101	+0.455	35.775	32.326
12	1:07.643	-0.458	35.245	32.398
13	1:08.641	+0.998	35.599	33.042
14	1:08.032	-0.609	35.731	<b>32.301</b>

Lap	Lap Tm	Gap	S1 Tm	S2 Tm
12	1:08.170	-0.200	35.654	32.516
13	1:08.250	+0.080	35.557	32.693
<b>(21) Trevor Farrar</b>				
1	1:10.380		38.628	<b>31.752</b>
2	<b>1:06.233</b>	-4.147	<b>34.397</b>	31.836
3	1:06.725	+0.492	34.454	32.271
4	1:07.599	+0.874	35.066	32.533
5	1:08.743	+1.144	36.034	32.709
6	1:07.951	-0.792	35.846	32.105
7	1:07.024	-0.927	34.718	32.306

<b>(16) Michael Clune</b>				
1	1:14.639		40.704	33.935
2	1:08.326	-6.313	35.853	32.473
3	1:08.435	+0.109	35.706	32.729
4	1:08.823	+0.388	36.197	32.626
5	1:10.647	+1.824	36.328	34.319
6	1:12.497	+1.850	40.022	32.475
7	1:08.479	-4.018	35.749	32.730
8	1:09.468	+0.989	36.541	32.927
9	<b>1:07.594</b>	-1.874	<b>34.978</b>	32.616
10	1:07.629	+0.035	35.225	32.404
11	1:09.852	+2.223	37.281	32.571
12	1:07.965	-1.887	35.336	32.629
13	1:08.245	+0.280	35.507	32.738
14	1:07.969	-0.276	35.649	<b>32.320</b>

<b>(8) Guy Wynn</b>				
1	1:15.166		40.321	34.845
2	1:09.023	-6.143	35.514	33.509
3	1:09.070	+0.047	36.324	32.746
4	1:09.800	+0.730	35.972	33.828
5	1:09.332	-0.468	35.443	33.889
6	1:08.258	-1.074	35.973	32.285
7	1:08.319	+0.061	<b>35.175</b>	33.144
8	1:08.862	+0.543	35.541	33.321
9	1:08.151	-0.711	35.363	32.788
10	1:09.508	+1.357	35.648	33.860
11	1:10.944	+1.436	38.312	32.632
12	1:07.762	-3.182	35.295	32.467
13	1:08.477	+0.715	36.136	32.341
14	<b>1:07.742</b>	-0.735	35.564	<b>32.178</b>

<b>(3) Alex Denning</b>				
p1	3:23.314		41.846	
2	1:10.061	-2:13.253		32.131
3	1:08.142	-1.919	36.062	32.080
4	1:06.800	-1.342	34.687	32.113
5	1:07.161	+0.361	34.797	32.364
6	1:08.417	+1.256	36.302	32.115
7	1:07.100	-1.317	34.885	32.215
8	1:06.690	-0.410	34.484	32.206
9	1:07.441	+0.751	35.294	32.147
10	1:09.066	+1.625	34.981	34.085
11	<b>1:06.190</b>	-2.876	<b>34.234</b>	<b>31.956</b>
12	1:11.022	+4.832	38.457	32.565

<b>(69) Max Turley</b>				
1	1:43.705		1:10.012	33.693
2	<b>1:07.296</b>	-36.409	<b>35.030</b>	<b>32.266</b>
3	1:07.682	+0.386	35.047	32.635
4	1:07.377	-0.305	35.032	32.345
5	1:07.745	+0.368	35.403	32.342
6	1:07.805	+0.060	35.403	32.402
7	1:07.344	-0.461	35.055	32.289
8	1:07.851	+0.507	35.312	32.539
9	1:07.751	-0.100	35.159	32.592
10	1:08.205	+0.454	35.495	32.710
11	1:08.370	+0.165	35.649	32.721

Results provisional until the conclusion of judicial & technical matters Orbits

Clerk of the Course:

Results available on [www.Timing.ie](http://www.Timing.ie)

Chief Timekeeper:



# CKMC Race Meeting

Sorted on best lap time


Formula Vee

Mondello Park National Circuit 1.850 km

Qualifying

10/10/2020 09:35

Qualifying (15:00 Time) started at 9:35:42



Pos	No.	Name	Make	Laps	Best Tm	In Lap	Diff	Gap	Best Speed	2nd Best
1	97	Jack Byrne	LOH Sheane / 1600cc	10	1:01.475	7			108.337	1:01.633
2	3	Gavin Buckley	Formula Vee Sheane / 1600cc	10	1:01.620	8	0.145	0.145	108.082	1:01.857
3	1	Anthony Cross	Sheane Vee / 1600cc	10	1:01.649	10	0.174	0.029	108.031	1:02.126
4	99	Jordan Kelly	Formula Vee / 1600cc	10	1:01.856	5	0.381	0.207	107.669	1:01.892
5	10	Philip Sheane	Formula Sheane Vee / 1600cc	9	1:01.863	7	0.388	0.007	107.657	1:01.895
6	45	Mark Reade	Leystone JH004 / 1600cc	10	1:02.109	6	0.634	0.246	107.231	1:02.159
7	16	John Benedict Farrell	Cicoda Newsome / 1600cc	9	1:02.528	6	1.053	0.419	106.512	1:02.660
8	43	Donal Downey	Leystone JH004 / 1600cc	10	1:02.752	9	1.277	0.224	106.132	1:02.873
9	37	Tim Murray	LOH Sheane / 1600cc	9	1:02.787	6	1.312	0.035	106.073	1:02.904
10	157	Ger Byrne	Sheane FV / 1600cc	10	1:03.286	8	1.811	0.499	105.237	1:03.288
11	22	Michael Killian	Formula Vee / 1600cc	9	1:03.687	7	2.212	0.401	104.574	1:03.863
12	40	Sean McCallion	Sheane Vee / 1600cc	9	1:03.787	7	2.312	0.100	104.410	1:04.467
13	42	Graham Carroll	Formula Vee / 1600cc	9	1:07.204	9	5.729	3.417	99.101	1:07.949
14	44	Mark Sheppard	Formula Vee / 1600cc	8	1:07.953	8	6.478	0.749	98.009	1:08.402
15	64	Norman May	Formula Vee / 1600cc	7	1:17.971	2	16.496	10.018	85.416	1:19.650

Results provisional until the conclusion of judicial & technical matters

Orbits

Clerk of the Course:

Chief Timekeeper:

Results available on [www.Timing.ie](http://www.Timing.ie)



# CKMC Race Meeting

Formula Vee

Mondello Park National Circuit 1.850 km

Qualifying

10/10/2020 09:35

Qualifying (15:00 Time) started at 9:35:42

Lap	Lap Tm	Gap	S1 Tm	S2 Tm
<b>(97) Jack Byrne</b>				
1	1:09.773			31.573
2	1:03.720	-6.053	33.249	30.471
3	1:02.638	-1.082	32.772	29.866
4	1:03.174	+0.536	33.116	30.058
5	1:01.858	-1.316	32.129	29.729
6	1:01.633	-0.225	32.030	29.603
7	<b>1:01.475</b>	-0.158	31.894	<b>29.581</b>
8	1:03.742	+2.267	32.700	31.042
9	1:02.672	-1.070	<b>31.878</b>	30.794
10	1:01.826	-0.846	32.031	29.795

<b>(3) Gavin Buckley</b>				
1	1:08.751			31.122
2	1:03.661	-5.090	33.358	30.303
3	1:02.863	-0.798	32.901	29.962
4	1:03.082	+0.219	33.213	29.869
5	1:02.120	-0.962	32.510	29.610
6	1:02.335	+0.215	32.438	29.897
7	1:02.107	-0.228	32.475	29.632
8	<b>1:01.620</b>	-0.487	<b>32.134</b>	<b>29.486</b>
9	1:12.934	+11.314	32.418	40.516
10	1:01.857	-11.077	32.371	29.486

<b>(1) Anthony Cross</b>				
1	1:10.167			31.799
2	1:03.297	-6.870	33.014	30.283
3	1:02.771	-0.526	32.836	29.935
4	1:03.577	+0.806	33.197	30.380
5	1:02.373	-1.204	32.630	29.743
6	1:02.372	-0.001	32.805	29.567
7	1:02.126	-0.246	32.622	<b>29.504</b>
8	1:03.037	+0.911	32.851	30.186
9	1:02.722	-0.315	32.881	29.841
10	<b>1:01.649</b>	-1.073	<b>32.142</b>	29.507

<b>(99) Jordan Kelly</b>				
1	1:16.286			33.638
2	1:08.917	-7.369	34.199	34.718
3	1:02.654	-6.263	32.782	29.872
4	1:02.153	-0.501	32.326	29.827
5	<b>1:01.856</b>	-0.297	<b>32.065</b>	29.791
6	1:04.809	+2.953	33.024	31.785
7	1:02.280	-2.529	32.275	30.005
8	1:01.892	-0.388	32.371	<b>29.521</b>
9	1:03.030	+1.138	32.570	30.460
10	1:03.665	+0.635	32.142	31.523

<b>(10) Philip Sheane</b>				
1	1:18.866			35.623
2	1:04.339	-14.527	33.521	30.818
3	1:03.330	-1.009	32.728	30.602
4	1:02.713	-0.617	32.548	30.165
5	1:02.449	-0.264	32.412	30.037
6	1:02.252	-0.197	32.313	29.939
7	<b>1:01.863</b>	-0.389	<b>32.150</b>	29.713
8	1:03.386	+1.523	33.519	29.867
9	1:01.895	-1.491	32.227	<b>29.668</b>

<b>(45) Mark Reade</b>				
1	1:15.546			33.287
2	1:04.306	-11.240	33.713	30.593
3	1:03.094	-1.212	32.893	30.201
4	1:02.593	-0.501	32.685	29.908
5	1:06.720	+4.127	33.510	33.210
6	<b>1:02.109</b>	-4.611	32.324	<b>29.785</b>
7	1:02.159	+0.050	<b>32.168</b>	29.991
8	1:08.753	+6.594	37.942	30.811
9	1:02.551	-6.202	32.617	29.934
10	1:03.064	+0.513	32.670	30.394

<b>(16) John Benedict Farrell</b>				
-----------------------------------	--	--	--	--

Lap	Lap Tm	Gap	S1 Tm	S2 Tm
1	1:11.135			32.030
2	1:04.452	-6.683	33.631	30.821
3	1:05.372	+0.920	34.368	31.004
4	1:03.396	-1.976	32.972	30.424
5	1:04.195	+0.799	33.472	30.723
6	<b>1:02.528</b>	-1.667	32.619	<b>29.909</b>
7	1:02.660	+0.132	32.679	29.981
8	1:04.156	+1.496	32.991	31.165
9	1:04.237	+0.081	33.551	30.686

<b>(43) Donal Downey</b>				
1	1:11.832			32.785
2	1:05.082	-6.750	34.149	30.933
3	1:04.416	-0.666	33.669	30.747
4	1:03.261	-1.155	33.201	30.060
5	1:03.293	+0.032	33.164	30.129
6	1:02.873	-0.420	<b>32.843</b>	30.030
7	1:03.234	+0.361	33.067	30.167
8	1:03.146	-0.088	32.916	30.230
9	<b>1:02.752</b>	-0.394	32.857	<b>29.895</b>
10	1:05.118	+2.366	33.508	31.610

<b>(37) Tim Murray</b>				
1	1:15.874			33.294
2	1:04.360	-11.514	33.522	30.838
3	1:03.067	-1.293	32.994	30.073
4	1:03.040	-0.027	32.950	30.090
5	1:02.904	-0.136	32.719	30.185
6	<b>1:02.787</b>	-0.117	<b>32.627</b>	30.160
7	1:02.915	+0.128	32.721	30.194
8	1:10.382	+7.467	32.797	37.585
9	1:02.994	-7.388	33.014	<b>29.980</b>

<b>(157) Ger Byrne</b>				
1	1:10.769			31.970
2	1:05.441	-5.328	34.497	30.944
3	1:04.236	-1.205	33.823	30.413
4	1:04.208	-0.028	33.379	30.829
5	1:03.640	-0.568	33.534	<b>30.106</b>
6	1:04.708	+1.068	33.661	31.047
7	1:03.729	-0.979	33.299	30.430
8	<b>1:03.286</b>	-0.443	33.102	30.184
9	1:04.034	+0.748	33.478	30.556
10	1:03.288	-0.746	<b>33.048</b>	30.240

<b>(22) Michael Killian</b>				
1	1:15.891			33.413
2	1:05.448	-10.443	34.202	31.246
3	1:04.959	-0.489	33.789	31.170
4	1:04.792	-0.167	33.914	30.878
5	1:04.815	+0.023	33.688	31.127
6	1:04.332	-0.483	33.486	30.846
7	<b>1:03.687</b>	-0.645	<b>33.156</b>	<b>30.531</b>
8	1:04.302	+0.615	33.333	30.969
9	1:03.863	-0.439	33.300	30.563

<b>(40) Sean McCallion</b>				
1	1:17.512			35.436
2	1:07.627	-9.885	35.130	32.497
3	1:05.490	-2.137	34.034	31.456
4	1:05.196	-0.294	34.351	30.845
5	1:04.467	-0.729	33.779	30.688
6	1:04.512	+0.045	33.902	30.610
7	<b>1:03.787</b>	-0.725	<b>33.401</b>	30.386
8	1:05.292	+1.505	34.933	<b>30.359</b>
9	1:04.726	-0.566	34.183	30.543

<b>(42) Graham Carroll</b>				
1	1:19.946			37.228
2	1:09.748	-10.198	36.067	33.681
3	1:09.480	-0.268	36.260	33.220
4	1:09.685	+0.205	36.981	32.704
5	1:07.949	-1.736	35.554	32.395

Results provisional until the conclusion of judicial & technical matters

Orbits

Clerk of the Course:

Results available on [www.Timing.ie](http://www.Timing.ie)

Chief Timekeeper:





# CKMC Race Meeting


Formula Vee

Mondello Park National Circuit 1.850 km

Qualifying

10/10/2020 09:35

Qualifying (15:00 Time) started at 9:35:42



Lap	Lap Tm	Gap	S1 Tm	S2 Tm
6	1:08.080	+0.131	35.970	32.110
7	1:10.404	+2.324	35.329	35.075
8	1:08.172	-2.232	35.355	32.817
9	<b>1:07.204</b>	-0.968	<b>35.218</b>	<b>31.986</b>

Lap	Lap Tm	Gap	S1 Tm	S2 Tm
-----	--------	-----	-------	-------

### (44) Mark Sheppard

1	1:20.573			37.741
2	1:08.402	-12.171	<b>35.327</b>	33.075
3	1:32.729	+24.327	35.569	57.160
4	1:09.118	-23.611	36.457	32.661
5	1:08.856	-0.262	36.563	32.293
6	1:09.856	+1.000	37.426	32.430
7	1:09.434	-0.422	36.529	32.905
8	<b>1:07.953</b>	-1.481	35.944	<b>32.009</b>

### (64) Norman May

1	1:28.828			39.430
2	<b>1:17.971</b>	-10.857	<b>39.577</b>	38.394
3	1:19.650	+1.679	41.478	<b>38.172</b>
4	1:21.998	+2.348	41.373	40.625
5	1:20.894	-1.104	42.048	38.846
6	1:22.519	+1.625	41.821	40.698
7	1:23.078	+0.559	42.908	40.170

Results provisional until the conclusion of judicial & technical matters

Orbits

Clerk of the Course:

Chief Timekeeper:

Results available on [www.Timing.ie](http://www.Timing.ie)



# CKMC Race Meeting


Formula Vee

Mondello Park National Circuit 1.850 km

Race

10/10/2020 11:55

Race (15:00 Time)



8	1:17.971 64 Norman May 15
7	1:07.204 42 Graham Carroll 13
6	1:03.687 22 Michael Killian 11
5	1:02.787 37 Tim Murray 9
4	1:02.528 16 John Benedict Farrell 7
3	1:01.863 10 Philip Sheane 5
2	1:01.649 1 Anthony Cross 3
1	1:01.475 97 Jack Byrne 1 POLE POSITION

1:07.953 44 Mark Sheppard 14
1:03.787 40 Sean McCallion 12
1:03.286 157 Ger Byrne 10
1:02.752 43 Donal Downey 8
1:02.109 45 Mark Reade 6
1:01.856 99 Jordan Kelly 4
1:01.620 3 Gavin Buckley 2



Results provisional until the conclusion of judicial & technical matters

Orbits

Clerk of the Course:

Chief Timekeeper:

Results available on [www.Timing.ie](http://www.Timing.ie)



# CKMC Race Meeting

Sorted on Laps

Formula Vee

Mondello Park National Circuit 1.850 km

Race

10/10/2020 11:55

Race (15:00 Time) started at 11:58:37

Pos	No.	Name	Make	Laps	Diff	Gap	Total Tm	Best Tm	Best Speed	In Lap
1	97	Jack Byrne	LOH Sheane / 1600cc	13			15:31.517	1:02.345	106.825	13
2	99	Jordan Kelly	Formula Vee / 1600cc	13	0.187	0.187	15:31.704	1:02.197	107.079	13
3	10	Philip Sheane	Formula Sheane Vee / 1600cc	13	0.777	0.590	15:32.294	1:02.216	107.046	3
4	3	Gavin Buckley	Formula Vee Sheane / 1600cc	13	1.545	0.768	15:33.062	1:02.448	106.649	4
5	45	Mark Reade	Leastone JH004 / 1600cc	13	7.804	6.259	15:39.321	1:02.392	106.744	4
6	1	Anthony Cross	Sheane Vee / 1600cc	13	9.379	1.575	15:40.896	1:02.105	107.238	3
7	16	John Benedict Farrell	Cicoda Newsome / 1600cc	13	9.633	0.254	15:41.150	1:02.877	105.921	3
8	43	Donal Downey	Leastone JH004 / 1600cc	13	12.673	3.040	15:44.190	1:03.287	105.235	13
9	157	Ger Byrne	Sheane FV / 1600cc	13	14.822	2.149	15:46.339	1:03.514	104.859	4
10	40	Sean McCallion	Sheane Vee / 1600cc	13	17.847	3.025	15:49.364	1:03.995	104.071	13
11	22	Michael Killian	Formula Vee / 1600cc	13	31.914	14.067	16:03.431	1:04.502	103.253	2
12	42	Graham Carroll	Formula Vee / 1600cc	13	36.284	4.370	16:07.801	1:06.164	100.659	12
13	44	Mark Sheppard	Formula Vee / 1600cc	13	36.546	0.262	16:08.063	1:06.205	100.597	12
14	64	Norman May	Formula Vee / 1600cc	11	2 Laps	2 Laps	15:38.015	1:16.210	87.390	2
Not classified										
DNF	37	Tim Murray	LOH Sheane / 1600cc	4	DNF		7:37.988	1:02.909	105.867	2

Margin of Victory	Avg. Speed	Best Lap Tm	Best Speed	Best Lap by
0.187	92.945	1:02.105	107.238	1 - Anthony Cross

Results provisional until the conclusion of judicial & technical matters		Orbits
Clerk of the Course:		Chief Timekeeper:



# CKMC Race Meeting

Formula Vee

Mondello Park National Circuit 1.850 km

Race

10/10/2020 11:55

Race (15:00 Time) started at 11:58:37

Lap	Lap Tm	Gap	S1 Tm	S2 Tm
<b>(97) Jack Byrne</b>				
1	1:06.141		35.950	30.191
2	1:02.679	-3.462	32.623	30.056
3	1:02.701	+0.022	32.716	29.985
4	1:02.522	-0.179	32.595	29.927
5	1:07.778	+5.256	<b>32.288</b>	35.490
6	1:59.902	+52.124	1:01.714	58.188
7	1:44.133	-15.769	57.019	47.114
8	1:06.128	-38.005	34.364	31.764
9	1:06.354	+0.226	34.919	31.435
10	1:04.442	-1.912	33.788	30.654
11	1:03.566	-0.876	33.201	30.365
12	1:02.826	-0.740	32.876	29.950
13	<b>1:02.345</b>	-0.481	32.458	<b>29.887</b>

<b>(99) Jordan Kelly</b>				
1	1:05.889		35.754	30.135
2	1:02.409	-3.480	32.510	29.899
3	1:02.806	+0.397	33.134	<b>29.672</b>
4	1:02.369	-0.437	32.563	29.806
5	1:08.390	+6.021	32.619	35.771
6	2:00.296	+51.906	1:01.720	58.576
7	1:43.166	-17.130	56.416	46.750
8	1:06.268	-36.898	34.708	31.560
9	1:06.526	+0.258	34.932	31.594
10	1:04.430	-2.096	34.069	30.361
11	1:03.431	-0.999	33.140	30.291
12	1:02.846	-0.585	32.868	29.978
13	<b>1:02.197</b>	-0.649	<b>32.453</b>	29.744

<b>(10) Philip Sheane</b>				
1	1:06.724		36.464	30.260
2	1:03.220	-3.504	33.328	29.892
3	<b>1:02.216</b>	-1.004	32.340	<b>29.876</b>
4	1:02.466	+0.250	32.491	29.975
5	1:09.694	+7.228	<b>32.215</b>	37.479
6	2:00.232	+50.538	1:00.791	59.441
7	1:41.795	-18.437	55.482	46.313
8	1:05.797	-35.998	34.367	31.430
9	1:05.978	+0.181	34.770	31.208
10	1:04.697	-1.281	34.357	30.340
11	1:03.501	-1.196	33.030	30.471
12	1:02.253	-1.248	32.333	29.920
13	1:02.606	+0.353	32.508	30.098

<b>(3) Gavin Buckley</b>				
1	1:05.369		35.345	30.024
2	1:03.637	-1.732	33.016	30.621
3	1:03.050	-0.587	33.213	<b>29.837</b>
4	<b>1:02.448</b>	-0.602	32.561	29.887
5	1:08.525	+6.077	32.532	35.993
6	2:00.334	+51.809	1:01.738	58.596
7	1:43.176	-17.158	56.387	46.789
8	1:06.088	-37.088	34.170	31.918
9	1:06.109	+0.021	34.774	31.335
10	1:04.691	-1.418	34.305	30.386
11	1:03.846	-0.845	33.063	30.783
12	1:03.018	-0.828	32.810	30.208
13	1:02.593	-0.425	<b>32.493</b>	30.100

<b>(45) Mark Reade</b>				
1	1:06.257		35.758	30.499
2	1:02.417	-3.840	32.609	<b>29.808</b>
3	1:02.632	+0.215	32.769	29.863
4	<b>1:02.392</b>	-0.240	32.537	29.855
5	1:09.211	+6.819	32.577	36.634
6	2:01.027	+51.816	1:01.759	59.268
7	1:42.110	-18.917	55.462	46.648
8	1:05.792	-36.318	34.172	31.620
9	1:13.385	+7.593	42.429	30.956
10	1:05.148	-8.237	33.968	31.180
11	1:02.660	-2.488	32.745	29.915

Lap	Lap Tm	Gap	S1 Tm	S2 Tm
12	1:02.702	+0.042	<b>32.257</b>	30.445
13	1:02.507	-0.195	32.617	29.890

<b>(1) Anthony Cross</b>				
1	1:06.719		36.508	30.211
2	1:03.255	-3.464	33.380	29.875
3	<b>1:02.105</b>	-1.150	<b>32.444</b>	<b>29.661</b>
4	1:03.133	+1.028	32.618	30.515
5	1:10.387	+7.254	33.011	37.376
6	2:00.280	+49.893	1:00.735	59.545
7	1:41.404	-18.876	55.872	45.532
8	1:06.517	-34.887	34.850	31.667
9	1:07.557	+1.040	35.904	31.653
10	1:05.365	-2.192	34.812	30.553
11	1:04.455	-0.910	33.659	30.796
12	1:04.428	-0.027	33.539	30.889
13	1:04.540	+0.112	33.779	30.761

<b>(16) John Benedict Farrell</b>				
1	1:07.080		36.258	30.822
2	1:03.139	-3.941	32.999	30.140
3	<b>1:02.877</b>	-0.262	32.827	<b>30.050</b>
4	1:03.609	+0.732	<b>32.601</b>	31.008
5	1:09.770	+6.161	32.758	37.012
6	1:59.237	+49.467	1:00.177	59.060
7	1:41.147	-18.090	55.736	45.411
8	1:06.951	-34.196	35.010	31.941
9	1:07.079	+0.128	35.604	31.475
10	1:05.428	-1.651	34.808	30.620
11	1:04.280	-1.148	33.763	30.517
12	1:04.471	+0.191	33.570	30.901
13	1:04.406	-0.065	33.761	30.645

<b>(43) Donal Downey</b>				
1	1:10.228		36.998	33.230
2	1:04.508	-5.720	33.960	30.548
3	1:04.391	-0.117	33.180	31.211
4	1:04.180	-0.211	33.979	<b>30.201</b>
5	1:06.040	+1.860	33.129	32.911
6	1:57.838	+51.798	58.398	59.440
7	1:40.858	-16.980	55.431	45.427
8	1:07.166	-33.692	35.076	32.090
9	1:07.593	+0.427	36.208	31.385
10	1:07.014	-0.579	35.346	31.668
11	1:05.618	-1.396	34.718	30.900
12	1:03.593	-2.025	33.386	30.207
13	<b>1:03.287</b>	-0.306	<b>32.876</b>	30.411

<b>(157) Ger Byrne</b>				
1	1:06.965		36.356	30.609
2	1:03.576	-3.389	33.308	<b>30.268</b>
3	1:04.978	+1.402	<b>33.080</b>	31.898
4	<b>1:03.514</b>	-1.464	33.197	30.317
5	1:08.578	+5.064	33.285	35.293
6	1:58.450	+49.872	59.285	59.165
7	1:40.935	-17.515	55.715	45.220
8	1:06.836	-34.099	34.969	31.867
9	1:08.068	+1.232	36.109	31.959
10	1:07.432	-0.636	35.740	31.692
11	1:06.312	-1.120	35.759	30.553
12	1:04.349	-1.963	33.763	30.586
13	1:04.225	-0.124	33.589	30.636

<b>(40) Sean McCallion</b>				
1	1:08.902		37.170	31.732
2	1:04.152	-4.750	33.699	30.453
3	1:05.992	+1.840	34.758	31.234
4	1:08.841	+2.849	33.691	35.150
5	1:09.967	+1.126	33.892	36.075
6	1:50.608	+40.641	51.103	59.505
7	1:43.642	-6.966	54.493	49.149
8	1:08.070	-35.572	35.640	32.430
9	1:08.036	-0.034	35.862	32.174

Results provisional until the conclusion of judicial & technical matters

Orbits

Clerk of the Course: \_\_\_\_\_

\_\_\_\_\_

Chief Timekeeper: \_\_\_\_\_



# CKMC Race Meeting


Formula Vee

Mondello Park National Circuit 1.850 km

Race

10/10/2020 11:55

Race (15:00 Time) started at 11:58:37



Lap	Lap Tm	Gap	S1 Tm	S2 Tm
10	1:05.658	-2.378	34.506	31.152
11	1:04.439	-1.219	33.808	30.631
12	1:04.274	-0.165	33.731	30.543
13	<b>1:03.995</b>	-0.279	<b>33.589</b>	<b>30.406</b>

Lap	Lap Tm	Gap	S1 Tm	S2 Tm
-----	--------	-----	-------	-------

(22) Michael Killian

1	1:08.222		36.969	31.253
2	<b>1:04.502</b>	-3.720	<b>33.556</b>	<b>30.946</b>
3	1:05.297	+0.795	33.782	31.515
4	1:05.547	+0.250	34.480	31.067
5	1:09.782	+4.235	35.978	33.804
6	1:54.510	+44.728	54.488	1:00.022
7	1:41.984	-12.526	54.654	47.330
8	1:10.540	-31.444	37.199	33.341
9	1:10.352	-0.188	37.667	32.685
10	1:08.197	-2.155	36.348	31.849
11	1:07.655	-0.542	35.950	31.705
12	1:07.218	-0.437	35.623	31.595
13	1:07.019	-0.199	35.336	31.683

(42) Graham Carroll

1	1:08.733		36.963	31.770
2	1:06.934	-1.799	34.791	32.143
3	1:08.353	+1.419	35.211	33.142
4	1:08.447	+0.094	35.342	33.105
5	1:10.692	+2.245	35.645	35.047
6	1:45.240	+34.548	45.713	59.527
7	1:43.798	-1.442	54.504	49.294
8	1:10.629	-33.169	36.785	33.844
9	1:11.274	+0.645	37.734	33.540
10	1:08.686	-2.588	36.786	31.900
11	1:07.816	-0.870	35.812	32.004
12	<b>1:06.164</b>	-1.652	<b>34.702</b>	<b>31.462</b>
13	1:07.597	+1.433	35.608	31.989

(44) Mark Sheppard

1	1:09.824		36.855	32.969
2	1:06.743	-3.081	34.770	31.973
3	1:06.355	-0.388	<b>34.596</b>	31.759
4	1:06.958	+0.603	34.875	32.083
5	1:13.726	+6.768	35.267	38.459
6	1:38.420	+24.694	40.503	57.917
7	1:43.637	+5.217	54.210	49.427
8	1:10.274	-33.363	36.427	33.847
9	1:11.154	+0.880	37.653	33.501
10	1:08.152	-3.002	35.812	32.340
11	1:07.544	-0.608	35.681	31.863
12	<b>1:06.205</b>	-1.339	34.783	<b>31.422</b>
13	1:08.383	+2.178	36.027	32.356

(64) Norman May

1	1:18.417		41.523	<b>36.894</b>
2	<b>1:16.210</b>	-2.207	<b>39.221</b>	36.989
3	1:17.964	+1.754	40.605	37.359
4	1:23.809	+5.845	40.521	43.288
5	1:57.116	+33.307	1:01.297	55.819
6	1:26.436	-30.680	44.745	41.691
7	1:23.092	-3.344	43.053	40.039
8	1:31.892	+8.800	49.937	41.955
9	1:19.707	-12.185	40.926	38.781
10	1:18.185	-1.522	40.935	37.250
11	1:20.586	+2.401	40.510	40.076

(37) Tim Murray

1	1:07.321		36.731	30.590
2	<b>1:02.909</b>	-4.412	32.981	<b>29.928</b>
3	1:08.440	+5.531	<b>32.419</b>	36.021
4	4:16.863	+3:08.423	34.090	3:42.773

Results provisional until the conclusion of judicial & technical matters

Orbits

Clerk of the Course: \_\_\_\_\_

\_\_\_\_\_

Chief Timekeeper: \_\_\_\_\_



# CKMC Race Meeting

Sorted on best lap time

Fiesta Zetec

Mondello Park National Circuit 1.850 km

Qualifying

10/10/2020 09:55

Qualifying (15:00 Time) started at 9:52:47

Pos	No.	Name	Make	Laps	Best Tm	In Lap	Diff	Gap	Best Speed	2nd Best
1	10	James Fleming	Ford Fiesta Zetec / 1250cc	13	1:10.953	11			93.865	1:10.959
2	52	Alastair Kellett	Ford Fiesta Zetec / 1250cc	9	1:11.090	4	0.137	0.137	93.684	1:11.294
3	88	Darragh Brennan	Ford Fiesta Zetec / 1250cc	13	1:11.160	13	0.207	0.070	93.592	1:11.184
4	1	William Kellett	Ford Fiesta Zetec / 1250cc	11	1:11.213	9	0.260	0.053	93.522	1:11.280
5	22	Michael Barrable	Ford Fiesta Zetec / 1250cc	11	1:11.234	11	0.281	0.021	93.495	1:11.386
6	7	Phillip Lawless	Ford Fiesta Zetec / 1250cc	9	1:11.349	5	0.396	0.115	93.344	1:11.568
7	13	Andy Kavanagh	Ford Fiesta Zetec / 1250cc	13	1:11.386	5	0.433	0.037	93.296	1:11.434
8	37	Ian Fishbourne	Ford Fiesta Zetec / 1250cc	13	1:11.571	11	0.618	0.185	93.054	1:11.668
9	48	Alan Dawson	Ford Fiesta Zetec / 1250cc	13	1:11.705	13	0.752	0.134	92.881	1:11.905
10	18	Laurence Whelan	Ford Fiesta Zetec / 1250cc	12	1:12.369	9	1.416	0.664	92.028	1:12.493

### Not classified

DQ	50	* Harry McGovern	Ford Fiesta Zetec / 1250cc	9	1:10.932	5			93.893	1:10.953
DQ	36	* Aaron Gaughran	Ford Fiesta Zetec / 1250cc	13	1:11.662	13			92.936	1:11.832

### Announcements

- Car No.50 Harry McGovern - Excluded from Qualifying for technical infringement
- Car No.36 Aaron Gaughran - Excluded from Qualifying for technical infringement

Results provisional until the conclusion of judicial & technical matters

Orbits

Clerk of the Course:

Chief Timekeeper:



# CKMC Race Meeting

Fiesta Zetec

Mondello Park National Circuit 1.850 km

Qualifying

10/10/2020 09:55

Qualifying (15:00 Time) started at 9:52:47

Lap	Lap Tm	Gap	S1 Tm	S2 Tm
<b>(10) James Fleming</b>				
1	1:25.504			38.839
2	1:13.449	-12.055	38.764	34.685
3	1:12.340	-1.109	37.935	34.405
4	1:12.252	-0.088	37.670	34.582
5	1:12.082	-0.170	37.641	34.441
6	1:11.906	-0.176	37.527	34.379
7	1:11.635	-0.271	37.420	34.215
8	1:11.371	-0.264	37.231	34.140
9	1:11.100	-0.271	<b>37.047</b>	34.053
10	1:10.959	-0.141	37.057	33.902
11	<b>1:10.953</b>	-0.006	37.060	<b>33.893</b>
12	1:11.271	+0.318	37.215	34.056
13	1:11.131	-0.140	37.061	34.070

<b>(52) Alastair Kellett</b>				
1	1:36.554			44.443
2	1:12.241	-24.313	37.790	34.451
3	1:11.501	-0.740	37.438	<b>34.063</b>
4	<b>1:11.090</b>	-0.411	<b>37.020</b>	34.070
p5	4:04.383	+2:53.293	43.217	
6	1:17.965	-2:46.418		34.793
7	1:11.294	-6.671	37.121	34.173
8	1:11.583	+0.289	37.335	34.248
9	1:25.971	+14.388	43.640	42.331

<b>(88) Darragh Brennan</b>				
1	1:23.301			37.778
2	1:30.330	+7.029	55.112	35.218
3	1:12.318	-18.012	37.817	34.501
4	1:11.706	-0.612	37.246	34.460
5	1:11.226	-0.480	37.062	34.164
6	1:11.561	+0.335	37.113	34.448
7	1:11.666	+0.105	37.460	34.206
8	1:11.184	-0.482	37.121	<b>34.063</b>
9	1:11.525	+0.341	37.051	34.474
10	1:11.683	+0.158	37.282	34.401
11	1:11.956	+0.273	37.525	34.431
12	1:11.459	-0.497	37.239	34.220
13	<b>1:11.160</b>	-0.299	<b>37.016</b>	34.144

<b>(1) William Kellett</b>				
1	1:33.154			41.280
2	1:12.529	-20.625	37.825	34.704
3	1:11.802	-0.727	37.401	34.401
4	1:11.445	-0.357	37.316	<b>34.129</b>
p5	2:40.413	+1:28.968	46.004	
6	1:13.914	-1:26.499		34.363
7	1:11.288	-2.626	37.046	34.242
8	1:11.280	-0.008	37.090	34.190
9	<b>1:11.213</b>	-0.067	<b>37.000</b>	34.213
10	1:11.311	+0.098	37.082	34.229
11	1:11.419	+0.108	37.104	34.315

<b>(22) Michael Barrable</b>				
1	1:25.525			39.675
2	1:15.439	-10.086	40.010	35.429
3	1:17.603	+2.164	42.092	35.511
4	1:11.804	-5.799	37.416	34.388
5	1:11.386	-0.418	37.117	34.269
6	1:11.827	+0.441	37.185	34.642
p7	2:52.624	+1:40.797	38.543	
8	1:15.331	-1:37.293		34.291
9	1:11.432	-3.899	37.099	34.333
10	1:11.400	-0.032	<b>36.888</b>	34.512
11	<b>1:11.234</b>	-0.166	37.004	<b>34.230</b>

<b>(7) Phillip Lawless</b>				
1	1:31.732			40.866
2	1:13.173	-18.559	38.497	34.676
3	1:12.185	-0.988	37.718	34.467
4	1:11.568	-0.617	37.329	34.239

Lap	Lap Tm	Gap	S1 Tm	S2 Tm
5	<b>1:11.349</b>	-0.219	<b>37.204</b>	<b>34.145</b>
6	1:11.816	+0.467	37.244	34.572
7	1:11.834	+0.018	37.284	34.550
8	1:12.145	+0.311	37.607	34.538
9	1:12.042	-0.103	37.499	34.543

<b>(13) Andy Kavanagh</b>				
1	1:22.402			36.786
2	1:13.951	-8.451	38.917	35.034
3	1:13.668	-0.283	38.451	35.217
4	1:11.730	-1.938	37.369	34.361
5	<b>1:11.386</b>	-0.344	37.221	<b>34.165</b>
6	1:11.531	+0.145	<b>37.134</b>	34.397
7	1:11.631	+0.100	37.244	34.387
8	1:11.825	+0.194	37.344	34.481
9	1:11.533	-0.292	37.298	34.235
10	1:11.501	-0.032	37.294	34.207
11	1:11.982	+0.481	37.511	34.471
12	1:11.607	-0.375	37.344	34.263
13	1:11.434	-0.173	37.151	34.283

<b>(37) Ian Fishbourne</b>				
1	1:25.186			39.111
2	1:14.692	-10.494	39.150	35.542
3	1:13.202	-1.490	38.421	34.781
4	1:11.994	-1.208	37.654	34.340
5	1:12.094	+0.100	37.782	34.312
6	1:11.875	-0.219	37.441	34.434
7	1:11.724	-0.151	37.508	34.216
8	1:11.986	+0.262	37.586	34.400
9	1:12.896	+0.910	37.936	34.960
10	1:12.118	-0.778	37.830	34.288
11	<b>1:11.571</b>	-0.547	<b>37.371</b>	<b>34.200</b>
12	1:11.670	+0.099	37.434	34.236
13	1:11.668	-0.002	37.385	34.283

<b>(48) Alan Dawson</b>				
1	1:20.426			36.457
2	1:13.869	-6.557	38.358	35.511
3	1:12.677	-1.192	37.938	34.739
4	1:12.252	-0.425	37.572	34.680
5	1:11.999	-0.253	37.530	34.469
6	1:12.082	+0.083	37.560	34.522
7	1:11.905	-0.177	37.455	34.450
8	1:12.228	+0.323	37.423	34.805
9	1:13.062	+0.834	<b>37.275</b>	35.787
10	1:12.055	-1.007	37.578	34.477
11	1:12.107	+0.052	37.543	34.564
12	1:12.957	+0.850	38.141	34.816
13	<b>1:11.705</b>	-1.252	37.289	<b>34.416</b>

<b>(18) Laurence Whelan</b>				
1	1:24.383			39.438
2	1:15.968	-8.415	40.040	35.928
3	1:18.337	+2.369	40.987	37.350
4	1:12.887	-5.450	37.871	35.016
5	1:12.823	-0.064	37.851	34.972
6	1:12.941	+0.118	38.248	<b>34.693</b>
7	1:12.493	-0.448	37.564	34.929
8	1:12.911	+0.418	37.955	34.956
9	<b>1:12.369</b>	-0.542	<b>37.481</b>	34.888
10	1:12.711	+0.342	37.624	35.087
11	1:12.632	-0.079	37.640	34.992
12	1:14.127	+1.495	37.726	36.401

<b>(50) Harry McGovern</b>				
1	1:26.669			38.848
2	1:12.720	-13.949	38.024	34.696
3	1:12.173	-0.547	37.955	34.218
4	1:11.447	-0.726	37.362	34.085
5	<b>1:10.932</b>	-0.515	37.010	<b>33.922</b>
6	1:10.953	+0.021	<b>36.967</b>	33.986
p7	2:01.961	+51.008	37.559	

Results provisional until the conclusion of judicial & technical matters

Orbits

Clerk of the Course:

Results available on [www.Timing.ie](http://www.Timing.ie)

Chief Timekeeper:



# CKMC Race Meeting


Fiesta Zetec

Mondello Park National Circuit 1.850 km

Qualifying

10/10/2020 09:55

Qualifying (15:00 Time) started at 9:52:47



Lap	Lap Tm	Gap	S1 Tm	S2 Tm
8	1:14.165	-47.796		34.310
9	1:11.000	-3.165	36.983	34.017

Lap	Lap Tm	Gap	S1 Tm	S2 Tm
-----	--------	-----	-------	-------

(36) Aaron Gaughran

1	1:23.076			38.514
2	1:24.578	+1.502	48.430	36.148
3	1:12.886	-11.692	38.085	34.801
4	1:12.285	-0.601	37.715	34.570
5	1:11.832	-0.453	37.354	34.478
6	1:12.061	+0.229	37.396	34.665
7	1:12.024	-0.037	37.622	34.402
8	1:12.056	+0.032	37.551	34.505
9	1:12.123	+0.067	37.635	34.488
10	1:12.241	+0.118	37.692	34.549
11	1:12.242	+0.001	37.668	34.574
12	1:11.941	-0.301	37.549	34.392
13	<b>1:11.662</b>	-0.279	<b>37.309</b>	<b>34.353</b>

Results provisional until the conclusion of judicial & technical matters

Orbits

Clerk of the Course:

Chief Timekeeper:

Results available on [www.Timing.ie](http://www.Timing.ie)





# CKMC Race Meeting


Fiesta Zetec

Mondello Park National Circuit 1.850 km

Race 1

10/10/2020 12:20

Race (15:00 Time)



6	1:10.932 50 Harry McGovern
	11
5	1:11.705 48 Alan Dawson
	9
4	1:11.386 13 Andy Kavanagh
	7
3	1:11.234 22 Michael Barrable
	5
2	1:11.160 88 Darragh Brennan
	3
1	1:10.953 10 James Fleming
	1 POLE POSITION

12	1:11.662 36 Aaron Gaughran
	10
10	1:12.369 18 Laurence Whelan
	8
8	1:11.571 37 Ian Fishbourne
	6
6	1:11.349 7 Phillip Lawless
	4
4	1:11.213 1 William Kellett
	2
2	1:11.090 52 Alastair Kellett
	2

AMMENDED 11.28



Results provisional until the conclusion of judicial & technical matters

Orbits

Clerk of the Course:

Chief Timekeeper:

Results available on [www.Timing.ie](http://www.Timing.ie)



# CKMC Race Meeting

Sorted on Laps


Fiesta Zetec

Mondello Park National Circuit 1.850 km

Race 1 (Re-Run)

10/10/2020 12:21

Race (10:00 Time) started at 12:34:15



Pos	No.	Name	Make	Laps	Diff	Gap	Total Tm	Best Tm	Best Speed	In Lap
1	10	James Fleming	Ford Fiesta Zetec / 1250cc	9			10:52.537	1:11.100	93.671	4
2	1	William Kellett	Ford Fiesta Zetec / 1250cc	9	0.611	0.611	10:53.148	1:11.064	93.718	4
3	52	Alastair Kellett	Ford Fiesta Zetec / 1250cc	9	3.575	2.964	10:56.112	1:11.539	93.096	4
4	7	Phillip Lawless	Ford Fiesta Zetec / 1250cc	9	9.077	5.502	11:01.614	1:12.055	92.429	4
5	50	Harry McGovern	Ford Fiesta Zetec / 1250cc	9	10.207	1.130	11:02.744	1:11.584	93.038	4
6	13	Andy Kavanagh	Ford Fiesta Zetec / 1250cc	9	10.610	0.403	11:03.147	1:11.768	92.799	4
7	48	Alan Dawson	Ford Fiesta Zetec / 1250cc	9	11.258	0.648	11:03.795	1:11.774	92.791	4
8	22	Michael Barrable	Ford Fiesta Zetec / 1250cc	9	11.474	0.216	11:04.011	1:11.928	92.593	3
9	37	Ian Fishbourne	Ford Fiesta Zetec / 1250cc	9	13.937	2.463	11:06.474	1:12.206	92.236	3
10	36	Aaron Gaughran	Ford Fiesta Zetec / 1250cc	9	14.657	0.720	11:07.194	1:12.088	92.387	2
11	18	Laurence Whelan	Ford Fiesta Zetec / 1250cc	9	19.447	4.790	11:11.984	1:12.434	91.946	2

Margin of Victory	Avg. Speed	Best Lap Tm	Best Speed	Best Lap by
0.611	91.857	1:11.064	93.718	1 - William Kellett

Results provisional until the conclusion of judicial & technical matters

Orbits

Clerk of the Course:

Chief Timekeeper:

Results available on [www.Timing.ie](http://www.Timing.ie)



# CKMC Race Meeting

Fiesta Zetec

Mondello Park National Circuit 1.850 km

Race 1 (Re-Run)

10/10/2020 12:21

Race (10:00 Time) started at 12:34:15

Lap	Lap Tm	Gap	S1 Tm	S2 Tm
<b>(10) James Fleming</b>				
1	1:15.280		40.529	34.751
2	1:11.383	-3.897	37.227	34.156
3	1:11.380	-0.003	37.288	34.092
4	<b>1:11.100</b>	-0.280	37.058	<b>34.042</b>
5	1:11.612	+0.512	<b>37.045</b>	34.567
6	1:12.069	+0.457	37.374	34.695
7	1:12.976	+0.907	37.754	35.222
8	1:12.970	-0.006	38.358	34.612
9	1:13.686	+0.716	38.378	35.308

<b>(1) William Kellett</b>				
1	1:15.005		40.559	34.446
2	1:11.577	-3.428	37.300	34.277
3	1:11.409	-0.168	37.170	34.239
4	<b>1:11.064</b>	-0.345	<b>36.919</b>	<b>34.145</b>
5	1:11.526	+0.462	37.000	34.526
6	1:12.146	+0.620	37.355	34.791
7	1:12.808	+0.662	37.714	35.094
8	1:13.033	+0.225	38.451	34.582
9	1:13.852	+0.819	38.658	35.194

<b>(52) Alastair Kellett</b>				
1	1:15.946		40.914	35.032
2	1:11.868	-4.078	37.413	34.455
3	1:11.619	-0.249	37.230	34.389
4	<b>1:11.539</b>	-0.080	<b>37.183</b>	<b>34.356</b>
5	1:11.966	+0.427	37.327	34.639
6	1:12.432	+0.466	37.724	34.708
7	1:13.040	+0.608	37.856	35.184
8	1:13.249	+0.209	38.483	34.766
9	1:14.453	+1.204	38.895	35.558

<b>(7) Phillip Lawless</b>				
1	1:15.389		40.726	34.663
2	1:12.351	-3.038	37.771	34.580
3	1:12.138	-0.213	37.982	<b>34.156</b>
4	<b>1:12.055</b>	-0.083	<b>37.323</b>	34.732
5	1:13.176	+1.121	38.016	35.160
6	1:12.972	-0.204	37.841	35.131
7	1:13.565	+0.593	38.232	35.333
8	1:13.985	+0.420	39.068	34.917
9	1:14.860	+0.875	39.098	35.762

<b>(50) Harry McGovern</b>				
1	1:14.559		39.970	34.589
2	1:12.040	-2.519	37.536	34.504
3	1:12.152	+0.112	37.689	<b>34.463</b>
4	<b>1:11.584</b>	-0.568	<b>36.985</b>	34.599
5	1:13.324	+1.740	37.651	35.673
6	1:12.923	-0.401	38.108	34.815
7	1:13.271	+0.348	38.390	34.881
8	1:14.096	+0.825	38.913	35.183
9	1:15.508	+1.412	38.910	36.598

<b>(13) Andy Kavanagh</b>				
1	1:14.875		40.255	34.620
2	1:12.157	-2.718	37.709	<b>34.448</b>
3	1:12.510	+0.353	37.767	34.743
4	<b>1:11.768</b>	-0.742	<b>37.151</b>	34.617
5	1:13.196	+1.428	37.711	35.485
6	1:12.901	-0.295	37.912	34.989
7	1:14.149	+1.248	38.524	35.625
8	1:14.043	-0.106	39.060	34.983
9	1:15.546	+1.503	39.132	36.414

<b>(48) Alan Dawson</b>				
1	1:14.983		40.182	34.801
2	1:12.253	-2.730	37.645	34.608
3	1:12.472	+0.219	37.587	34.885
4	<b>1:11.774</b>	-0.698	<b>37.305</b>	<b>34.469</b>
5	1:12.917	+1.143	37.565	35.352

Lap	Lap Tm	Gap	S1 Tm	S2 Tm
6	1:12.872	-0.045	37.831	35.041
7	1:13.922	+1.050	38.288	35.634
8	1:14.357	+0.435	39.097	35.260
9	1:15.743	+1.386	38.776	36.967

<b>(22) Michael Barrable</b>				
1	1:15.067		40.430	34.637
2	1:12.386	-2.681	37.765	34.621
3	<b>1:11.928</b>	-0.458	<b>37.433</b>	<b>34.495</b>
4	1:12.351	+0.423	37.573	34.778
5	1:13.890	+1.539	37.514	36.376
6	1:13.392	-0.498	38.569	34.823
7	1:13.780	+0.388	38.490	35.290
8	1:14.201	+0.421	39.048	35.153
9	1:15.782	+1.581	39.124	36.658

<b>(37) Ian Fishbourne</b>				
1	1:18.482		43.625	34.857
2	1:12.261	-6.221	37.621	34.640
3	<b>1:12.206</b>	-0.055	37.659	<b>34.547</b>
4	1:12.473	+0.267	<b>37.495</b>	34.978
5	1:12.580	+0.107	37.911	34.669
6	1:13.199	+0.619	37.920	35.279
7	1:13.585	+0.386	38.101	35.484
8	1:14.638	+1.053	39.622	35.016
9	1:15.108	+0.470	39.142	35.966

<b>(36) Aaron Gaughran</b>				
1	1:15.837		40.869	34.968
2	<b>1:12.088</b>	-3.749	<b>37.742</b>	<b>34.346</b>
3	1:13.558	+1.470	38.078	35.480
4	1:12.950	-0.608	37.764	35.186
5	1:12.810	-0.140	38.230	34.580
6	1:13.066	+0.256	38.179	34.887
7	1:13.881	+0.815	38.576	35.305
8	1:14.328	+0.447	39.423	34.905
9	1:15.556	+1.228	39.618	35.938

<b>(18) Laurence Whelan</b>				
1	1:15.791		40.822	34.969
2	<b>1:12.434</b>	-3.357	<b>37.658</b>	<b>34.776</b>
3	1:13.400	+0.966	38.048	35.352
4	1:13.289	-0.111	37.902	35.387
5	1:13.356	+0.067	38.395	34.961
6	1:13.045	-0.311	38.083	34.962
7	1:14.069	+1.024	38.364	35.705
8	1:14.069		39.179	34.890
9	1:19.855	+5.786	39.279	40.576

Results provisional until the conclusion of judicial & technical matters

Orbits

Clerk of the Course: \_\_\_\_\_

\_\_\_\_\_

Chief Timekeeper: \_\_\_\_\_


Results available on [www.Timing.ie](http://www.Timing.ie)



# CKMC Race Meeting

Fiesta Zetec Race 2 Race (15:00 Time)	Mondello Park National Circuit 1.850 km 10/10/2020 15:45
---	---

<b>6</b>	18 Laurence Whelan <b>11</b>	
<b>5</b>	37 Ian Fishbourne <b>9</b>	36 Aaron Gaughran <b>10</b>
<b>4</b>	48 Alan Dawson <b>7</b>	22 Michael Barrable <b>8</b>
<b>3</b>	1 William Kellett <b>5</b>	10 James Fleming <b>6</b>
<b>2</b>	7 Phillip Lawless <b>3</b>	52 Alastair Kellett <b>4</b>
<b>1</b>	13 Andy Kavanagh <b>1</b> POLE POSITION	50 Harry McGovern <b>2</b>



Results provisional until the conclusion of judicial & technical matters Orbits

Clerk of the Course:

Results available on [www.Timing.ie](http://www.Timing.ie)

Chief Timekeeper:



# CKMC Race Meeting

Sorted on Laps


Fiesta Zetec

Mondello Park National Circuit 1.850 km

Race 2

10/10/2020 15:20

Race (15:00 Time) started at 15:27:29



Pos	No.	Name	Make	Laps	Diff	Gap	Total Tm	Best Tm	Best Speed	In Lap
1	13	Andy Kavanagh	Ford Fiesta Zetec / 1250cc	13			15:43.195	1:11.542	93.092	9
2	22	Michael Barrable	Ford Fiesta Zetec / 1250cc	13	0.552	0.552	15:43.747	1:11.376	93.309	9
3	48	Alan Dawson	Ford Fiesta Zetec / 1250cc	13	1.182	0.630	15:44.377	1:11.481	93.172	11
4	37	Ian Fishbourne	Ford Fiesta Zetec / 1250cc	13	2.592	1.410	15:45.787	1:11.787	92.774	13
5	7	Phillip Lawless	Ford Fiesta Zetec / 1250cc	13	3.015	0.423	15:46.210	1:11.662	92.936	9
6	1	William Kellett	Ford Fiesta Zetec / 1250cc	13	5.823	2.808	15:49.018	1:11.548	93.084	7
7	52	Alastair Kellett	Ford Fiesta Zetec / 1250cc	13	6.229	0.406	15:49.424	1:11.660	92.939	9
8	18	Laurence Whelan	Ford Fiesta Zetec / 1250cc	13	9.506	3.277	15:52.701	1:12.290	92.129	11
Not classified										
DNF	50	Harry McGovern	Ford Fiesta Zetec / 1250cc	12	DNF		14:33.090	1:11.825	92.725	10
DNF	36	Aaron Gaughran	Ford Fiesta Zetec / 1250cc	12	DNF		14:42.757	1:12.115	92.352	7
DNF	10	James Fleming	Ford Fiesta Zetec / 1250cc	11	DNF		13:18.378	1:10.998	93.805	7

Margin of Victory	Avg. Speed	Best Lap Tm	Best Speed	Best Lap by
0.552	91.794	1:10.998	93.805	10 - James Fleming

Results provisional until the conclusion of judicial & technical matters

Orbits

Clerk of the Course: \_\_\_\_\_

\_\_\_\_\_

Chief Timekeeper: \_\_\_\_\_



CKMC Race Meeting

Mondello Park National Circuit 1.850 km

Fiesta Zetec

Race 2

10/10/2020 15:20

Race (15:00 Time) started at 15:27:29

Table with 5 columns: Lap, Lap Tm, Gap, S1 Tm, S2 Tm. Data for driver (13) Andy Kavanagh.

Table with 5 columns: Lap, Lap Tm, Gap, S1 Tm, S2 Tm. Data for driver (22) Michael Barrable.

Table with 5 columns: Lap, Lap Tm, Gap, S1 Tm, S2 Tm. Data for driver (48) Alan Dawson.

Table with 5 columns: Lap, Lap Tm, Gap, S1 Tm, S2 Tm. Data for driver (37) Ian Fishbourne.

Table with 5 columns: Lap, Lap Tm, Gap, S1 Tm, S2 Tm. Data for driver (7) Phillip Lawless.

Table with 5 columns: Lap, Lap Tm, Gap, S1 Tm, S2 Tm. Data for driver (1) William Kellett.

Table with 5 columns: Lap, Lap Tm, Gap, S1 Tm, S2 Tm. Data for driver (52) Alastair Kellett.

Table with 5 columns: Lap, Lap Tm, Gap, S1 Tm, S2 Tm. Data for driver (18) Laurence Whelan.

Table with 5 columns: Lap, Lap Tm, Gap, S1 Tm, S2 Tm. Data for driver (50) Harry McGovern.

Table with 5 columns: Lap, Lap Tm, Gap, S1 Tm, S2 Tm. Data for driver (36) Aaron Gaughran.

Results provisional until the conclusion of judicial & technical matters

Orbits

Clerk of the Course:

Results available on www.Timing.ie

Chief Timekeeper:



# CKMC Race Meeting


Fiesta Zetec

Mondello Park National Circuit 1.850 km

Race 2

10/10/2020 15:20

Race (15:00 Time) started at 15:27:29



Lap	Lap Tm	Gap	S1 Tm	S2 Tm
11	1:13.523	+1.300	<b>37.534</b>	35.989
12	1:16.918	+3.395	39.099	37.819

Lap	Lap Tm	Gap	S1 Tm	S2 Tm
-----	--------	-----	-------	-------

(10) James Fleming

1	1:17.086		41.411	35.675
2	1:13.149	-3.937	38.485	34.664
3	1:11.639	-1.510	37.422	34.217
4	1:11.946	+0.307	37.361	34.585
5	1:11.753	-0.193	37.632	34.121
6	1:12.525	+0.772	37.710	34.815
7	<b>1:10.998</b>	-1.527	<b>37.131</b>	<b>33.867</b>
8	1:11.963	+0.965	37.620	34.343
9	1:13.012	+1.049	37.643	35.369
10	1:11.228	-1.784	37.359	33.869
11	1:11.567	+0.339	37.550	34.017

Results provisional until the conclusion of judicial & technical matters Orbits

Clerk of the Course: \_\_\_\_\_

\_\_\_\_\_

Chief Timekeeper: \_\_\_\_\_

Results available on [www.Timing.ie](http://www.Timing.ie)



# CKMC Race Meeting

Sorted on best lap time


Historics, SEAT, Strykers

Mondello Park National Circuit 1.850 km

Qualifying

10/10/2020 10:15

Qualifying (15:00 Time) started at 10:11:59



Pos	No.	Name	Make	Laps	Best Tm	In Lap	Diff	Gap	Best Speed	2nd Best
-----	-----	------	------	------	---------	--------	------	-----	------------	----------

### HRCA

1	999	Eddie Kinirons	Ford Escort RS2000 / 2000	13	1:07.813	13			98.211	1:07.829
---	-----	----------------	---------------------------	----	----------	----	--	--	--------	----------

### Irish Strykers

1	11	Michael Cullen	Stryker / 1800cc	11	1:01.052	9			109.087	1:01.154
2	4	Dominic Ryan	Raw Stryker / 1800cc	14	1:01.949	12	0.897	0.897	107.508	1:02.393
3	87	Adrian Deasy	Stryker / 1800cc	14	1:02.721	13	1.669	0.772	106.185	1:03.154
4	5	Des Meehan	Raw Stryker / 1800cc	14	1:03.031	14	1.979	0.310	105.662	1:03.162
5	8	Roger Welaratne	Sylva Stryker / 1800cc	14	1:03.292	12	2.240	0.261	105.227	1:03.295
6	47	Stephen Kelly	Stryker / 1800cc	14	1:03.738	12	2.686	0.446	104.490	1:03.959
7	72	Vincent O'Rourke	Raw Stryker / 1800cc	8	1:03.761	7	2.709	0.023	104.453	1:03.814
8	50 *	Pat Bergin	Stryker / 1800cc	12	1:04.027	12	2.975	0.266	104.019	1:04.102
9	97	Colin Marnane	Raw Stryker / 1800cc	13	1:04.040	10	2.988	0.013	103.998	1:04.270
10	44 *	John Burke	Stryker / 1800cc	12	1:04.273	11	3.221	0.233	103.620	1:05.483
11	14	David Reynolds	Raw Stryker / 1800cc	4	1:16.800	2	15.748	12.527	86.719	1:18.662
12	12	Greg Murphy	Stryker / 1800cc	2	1:19.880	2	18.828	3.080	83.375	

### SEAT Supercup Ireland

1	970	Shane Murphy	SEAT Leon / 2000cc	12	57.709	10			115.407	57.808
2	10	Barry English	SEAT Leon / 2000cc	8	58.752	6	1.043	1.043	113.358	59.209
3	22	Mike Ward	SEAT Leon / 2000cc	14	1:00.852	12	3.143	2.100	109.446	1:01.160

### Announcements

No.50 Pat Bergin - No transponder signal detected.  
 No.44 John Burke - No transponder signal detected.

Results provisional until the conclusion of judicial & technical matters

Orbits

Clerk of the Course:


Chief Timekeeper:





# CKMC Race Meeting

Historics, SEAT, Strykers

Mondello Park National Circuit 1.850 km

Qualifying

10/10/2020 10:15

Qualifying (15:00 Time) started at 10:11:59

Lap	Lap Tm	Gap	S1 Tm	S2 Tm
<b>(970) Shane Murphy</b>				
1	1:17.031			32.114
2	1:04.240	-12.791	33.418	30.822
3	1:12.491	+8.251	43.912	28.579
4	59.811	-12.680	30.911	28.900
5	59.152	-0.659	30.843	28.309
6	58.832	-0.320	30.767	28.065
7	57.940	-0.892	<b>30.005</b>	27.935
8	57.808	-0.132	30.045	27.763
9	58.099	+0.291	30.404	27.695
10	<b>57.709</b>	-0.390	30.056	<b>27.653</b>
11	58.536	+0.827	30.065	28.471
p12	3:18.892	+2:20.356	33.386	

<b>(10) Barry English</b>				
1	1:14.652			33.349
2	1:05.080	-9.572	34.229	30.851
p3	2:37.218	+1:32.138	33.305	
4	1:04.123	-1:33.095		29.502
5	1:01.022	-3.101	32.250	28.772
6	<b>58.752</b>	-2.270	<b>30.593</b>	<b>28.159</b>
7	59.209	+0.457	30.908	28.301
p8	6:08.743	+5:09.534	31.731	

<b>(22) Mike Ward</b>				
1	1:21.516			35.939
2	1:08.444	-13.072	36.222	32.222
3	1:05.777	-2.667	34.700	31.077
4	1:04.783	-0.994	33.510	31.273
5	1:03.208	-1.575	33.040	30.168
6	1:03.446	+0.238	32.972	30.474
7	1:03.052	-0.394	32.942	30.110
8	1:02.443	-0.609	32.794	29.649
9	1:01.633	-0.810	32.498	29.135
10	1:02.304	+0.671	33.120	29.184
11	1:02.843	+0.539	33.664	29.179
12	<b>1:00.852</b>	-1.991	<b>31.951</b>	<b>28.901</b>
13	1:01.160	+0.308	32.099	29.061
14	1:01.314	+0.154	32.074	29.240

<b>(11) Michael Cullen</b>				
1	1:13.398			31.978
2	1:04.265	-9.133	34.046	30.219
3	1:02.630	-1.635	32.823	29.807
4	1:01.890	-0.740	32.296	29.594
5	1:02.679	+0.789	32.657	30.022
6	1:03.221	+0.542	32.868	30.353
p7	3:01.608	+1:58.387	35.569	
8	1:15.393	-1:46.215		33.161
9	<b>1:01.052</b>	-14.341	<b>31.905</b>	29.147
10	1:01.154	+0.102	32.133	<b>29.021</b>
p11	2:33.559	+1:32.405	32.339	

<b>(4) Dominic Ryan</b>				
1	1:18.684			35.409
2	1:10.241	-8.443	35.132	35.109
3	1:04.688	-5.553	33.751	30.937
4	1:03.122	-1.566	32.951	30.171
5	1:03.218	+0.096	32.917	30.301
6	1:03.292	+0.074	33.218	30.074
7	1:03.581	+0.289	33.642	29.939
8	1:02.393	-1.188	32.601	29.792
9	1:04.438	+2.045	33.393	31.045
10	1:03.218	-1.220	33.049	30.169
11	1:02.684	-0.534	33.010	29.674
12	<b>1:01.949</b>	-0.735	<b>32.578</b>	<b>29.371</b>
13	1:03.136	+1.187	32.638	30.498
14	1:02.898	-0.238	32.976	29.922

<b>(87) Adrian Deasy</b>				
1	1:28.860			40.558
2	1:10.003	-18.857	36.222	33.781

Lap	Lap Tm	Gap	S1 Tm	S2 Tm
3	1:08.144	-1.859	35.212	32.932
4	1:06.343	-1.801	34.696	31.647
5	1:05.191	-1.152	34.009	31.182
6	1:05.223	+0.032	33.508	31.715
7	1:04.795	-0.428	33.775	31.020
8	1:06.606	+1.811	35.291	31.315
9	1:04.165	-2.441	33.404	30.761
10	1:03.664	-0.501	33.132	30.532
11	1:03.505	-0.159	33.072	30.433
12	1:03.154	-0.351	32.956	30.198
13	<b>1:02.721</b>	-0.433	<b>32.707</b>	<b>30.014</b>
14	1:05.479	+2.758	32.805	32.674

<b>(5) Des Meehan</b>				
1	1:18.601			35.458
2	1:10.540	-8.061	34.751	35.789
3	1:06.041	-4.499	33.585	32.456
4	1:04.232	-1.809	33.427	30.805
5	1:04.364	+0.132	33.839	30.525
6	1:04.204	-0.160	33.604	30.600
7	1:03.864	-0.340	33.561	30.303
8	1:03.656	-0.208	33.493	30.163
9	1:03.459	-0.197	33.194	30.265
10	1:03.340	-0.119	33.046	30.294
11	1:03.393	+0.053	33.103	30.290
12	1:03.893	+0.500	33.240	30.653
13	1:03.162	-0.731	<b>32.802</b>	30.360
14	<b>1:03.031</b>	-0.131	32.982	<b>30.049</b>

<b>(8) Roger Welaratne</b>				
1	1:32.882			43.232
2	1:09.457	-23.425	37.514	31.943
3	1:05.800	-3.657	34.396	31.404
4	1:05.376	-0.424	34.374	31.002
5	1:06.077	+0.701	33.859	32.218
6	1:04.963	-1.114	34.138	30.825
7	1:04.799	-0.164	33.772	31.027
8	1:06.584	+1.785	33.915	32.669
9	1:04.181	-2.403	33.570	30.611
10	1:03.692	-0.489	33.215	30.477
11	1:03.295	-0.397	33.102	30.193
12	<b>1:03.292</b>	-0.003	33.069	30.223
13	1:03.332	+0.040	<b>33.051</b>	30.281
14	1:03.327	-0.005	33.202	<b>30.125</b>

<b>(47) Stephen Kelly</b>				
1	1:20.884			37.570
2	1:11.880	-9.004	36.981	34.899
3	1:05.627	-6.253	34.486	31.141
4	1:05.243	-0.384	34.190	31.053
5	1:06.676	+1.433	35.176	31.500
6	1:06.131	-0.545	34.083	32.048
7	1:05.322	-0.809	34.708	30.614
8	1:05.101	-0.221	33.927	31.174
9	1:04.567	-0.534	33.763	30.804
10	1:05.419	+0.852	34.663	30.756
11	1:04.051	-1.368	33.163	30.888
12	<b>1:03.738</b>	-0.313	33.243	<b>30.495</b>
13	1:04.805	+1.067	33.807	30.998
14	1:03.959	-0.846	<b>33.065</b>	30.894

<b>(72) Vincent O'Rourke</b>				
1	1:19.186			37.096
2	1:10.738	-8.448	34.797	35.941
3	1:04.634	-6.104	34.014	30.620
4	1:04.449	-0.185	33.489	30.960
5	1:04.476	+0.027	33.384	31.092
6	1:03.814	-0.662	33.466	30.348
7	<b>1:03.761</b>	-0.053	33.539	<b>30.222</b>
8	1:06.294	+2.533	<b>33.265</b>	33.029

<b>(50) Pat Bergin</b>				
1	1:10.868			

Results provisional until the conclusion of judicial & technical matters

Orbits

Clerk of the Course: \_\_\_\_\_

\_\_\_\_\_

Chief Timekeeper: \_\_\_\_\_



# CKMC Race Meeting


Historics, SEAT, Strykers

Mondello Park National Circuit 1.850 km

Qualifying

10/10/2020 10:15

Qualifying (15:00 Time) started at 10:11:59



Lap	Lap Tm	Gap	S1 Tm	S2 Tm	Lap	Lap Tm	Gap	S1 Tm	S2 Tm
2	1:08.376	-2.492							
3	1:07.315	-1.061							
4	1:06.730	-0.585							
5	1:17.166	+10.436							
6	1:06.354	-10.812							
7	1:07.003	+0.649							
8	1:04.177	-2.826							
9	1:07.537	+3.360							
10	1:04.102	-3.435							
11	1:05.304	+1.202							
12	<b>1:04.027</b>	-1.277							

### (97) Colin Mamane

1	1:23.079			37.593
2	1:13.992	-9.087	39.541	34.451
3	1:12.630	-1.362	39.493	33.137
4	1:08.878	-3.752	36.554	32.324
5	1:07.526	-1.352	35.542	31.984
6	1:07.031	-0.495	35.293	31.738
7	1:05.938	-1.093	34.922	31.016
8	1:05.351	-0.587	34.606	30.745
9	1:04.753	-0.598	34.167	30.586
10	<b>1:04.040</b>	-0.713	33.872	<b>30.168</b>
11	1:04.270	+0.230	<b>33.651</b>	30.619
12	1:06.015	+1.745	35.132	30.883
13	1:05.538	-0.477	34.765	30.773

### (44) John Burke

1	1:09.837			
2	1:05.601	-4.236		
3	1:05.689	+0.088		
4	1:09.182	+3.493		
5	1:07.912	-1.270		
6	1:05.483	-2.429		
7	1:07.890	+2.407		
8	1:08.106	+0.216		
9	1:05.685	-2.421		
10	2:12.233	+1:06.548		
11	<b>1:04.273</b>	-1:07.960		
12	1:11.629	+7.356		

### (999) Eddie Kinirons

1	1:30.605		42.650	37.471
2	1:16.442	-14.163	42.650	33.792
3	1:10.469	-5.973	36.814	33.655
4	1:10.644	+0.175	37.062	33.582
5	1:09.429	-1.215	36.683	32.746
6	1:09.444	+0.015	36.490	32.954
7	1:10.018	+0.574	35.982	34.036
8	1:08.620	-1.398	36.257	<b>32.363</b>
9	1:08.286	-0.334	35.709	32.577
10	1:07.829	-0.457	<b>35.440</b>	32.389
11	1:08.225	+0.396	35.672	32.553
12	1:08.539	+0.314	35.766	32.773
13	<b>1:07.813</b>	-0.726	35.445	32.368

### (14) David Reynolds

1	1:28.137		39.598	38.003
2	<b>1:16.800</b>	-11.337	39.598	<b>37.202</b>
3	1:18.662	+1.862	<b>38.612</b>	40.050
4	1:23.249	+4.587	43.217	40.032

### (12) Greg Murphy

1	1:17.701		<b>34.616</b>	<b>34.979</b>
2	<b>1:19.880</b>	+2.179	<b>34.616</b>	45.264

Results provisional until the conclusion of judicial & technical matters

Orbits

Clerk of the Course: \_\_\_\_\_

\_\_\_\_\_

Chief Timekeeper: \_\_\_\_\_

Results available on www.Timing.ie



# CKMC Race Meeting


Historics, SEAT, Strykers

Mondello Park National Circuit 1.850 km

Race 1

10/10/2020 12:45

Race (15:00 Time)



10	1:07.813 999 Eddie Kinirons 19
9	17
8	1:16.800 14 David Reynolds 15
7	1:04.040 97 Colin Marnane 13
6	1:03.761 72 Vincent O'Rourke 11
5	1:03.292 8 Roger Welaratne 9
4	1:02.721 87 Adrian Deasy 7
3	1:01.052 11 Michael Cullen 5
2	1:00.852 22 Mike Ward 3
1	57.709 970 Shane Murphy 1 POLE POSITION

18	1:19.880 12 Greg Murphy
16	1:04.273 44 John Burke
14	1:04.027 50 Pat Bergin
12	1:03.738 47 Stephen Kelly
10	1:03.031 5 Des Meehan
8	1:01.949 4 Dominic Ryan
6	58.752 10 Barry English
4	
2	



Results provisional until the conclusion of judicial & technical matters

Orbits

Clerk of the Course:

Chief Timekeeper:

Results available on www.Timing.ie



# CKMC Race Meeting

Sorted on Laps

Historics, SEAT, Strykers

Mondello Park National Circuit 1.850 km

Race 1

10/10/2020 12:45

Race (15:00 Time) started at 12:50:58

Pos	No.	Name	Make	Laps	Diff	Gap	Total Tm	Best Tm	Best Speed	In Lap
<b>HRCA</b>										
1	999	Eddie Kinirons	Ford Escort RS2000 / 2000cc	13			16:47.035	1:10.573	94.370	12
<b>Irish Strykers</b>										
1	11	Michael Cullen	Stryker / 1800cc	14			16:31.928	1:04.754	102.851	14
2	87	Adrian Deasy	Stryker / 1800cc	14	15.495	15.495	16:47.423	1:06.647	99.929	13
3	4	Dominic Ryan	Raw Stryker / 1800cc	14	15.691	0.196	16:47.619	1:06.266	100.504	12
4	8	Roger Welaratne	Sylva Stryker / 1800cc	13	1 Lap	1 Lap	16:13.521	1:06.866	99.602	13
5	5	Des Meehan	Raw Stryker / 1800cc	13	1 Lap	0.613	16:14.134	1:06.801	99.699	12
6	72	Vincent O'Rourke	Raw Stryker / 1800cc	13	1 Lap	0.897	16:15.031	1:06.814	99.680	13
7	97	Colin Marnane	Raw Stryker / 1800cc	13	1 Lap	2.247	16:17.278	1:07.281	98.988	12
8	47	Stephen Kelly	Stryker / 1800cc	13	1 Lap	1.912	16:19.190	1:07.101	99.253	12
9	50 *	Pat Bergin	Stryker / 1800cc	13	1 Lap	24.159	16:43.349	1:10.144	94.948	13
<b>Not classified</b>										
DNF	14	David Reynolds	Raw Stryker / 1800cc	12	DNF		15:07.993	1:08.207	97.644	12
DNF	44 *	John Burke	Stryker / 1800cc	2	DNF		2:41.871	1:13.661	90.414	2
DNS	12	Greg Murphy	Stryker / 1800cc		DNS				-	0
<b>SEAT Supercup Ireland</b>										
1	970	Shane Murphy	SEAT Leon / 2000cc	14			15:49.735	1:02.672	106.268	1
2	10	Barry English	SEAT Leon / 2000cc	14	4.222	4.222	15:53.957	1:03.047	105.635	1
3	22	Mike Ward	SEAT Leon / 2000cc	14	44.371	40.149	16:34.106	1:04.650	103.016	14

### Announcements

- No.50 Pat Bergin - No transponder signal detected for the 2nd session. Final Warning
- No.44 John Burke - No transponder signal detected for the 2nd session. Final Warning

Margin of Victory	Avg. Speed	Best Lap Tm	Best Speed	Best Lap by
4.222	98.175	1:02.672	106.268	970 - Shane Murphy

Results provisional until the conclusion of judicial & technical matters

Orbits

Clerk of the Course:

Chief Timekeeper:



# CKMC Race Meeting

Historics, SEAT, Strykers

Mondello Park National Circuit 1.850 km

Race 1

10/10/2020 12:45

Race (15:00 Time) started at 12:50:58

Lap	Lap Tm	Gap	S1 Tm	S2 Tm
<b>(970) Shane Murphy</b>				
1	<b>1:02.672</b>		33.931	<b>28.741</b>
2	1:04.427	+1.755	<b>32.422</b>	32.005
3	1:07.963	+3.536	35.595	32.368
4	1:08.541	+0.578	36.624	31.917
5	1:08.721	+0.180	35.666	33.055
6	1:11.178	+2.457	36.944	34.234
7	1:12.334	+1.156	38.551	33.783
8	1:12.953	+0.619	38.679	34.274
9	1:10.586	-2.367	37.578	33.008
10	1:08.653	-1.933	36.144	32.509
11	1:06.762	-1.891	35.131	31.631
12	1:05.332	-1.430	34.163	31.169
13	1:04.202	-1.130	33.644	30.558
14	1:05.411	+1.209	34.321	31.090

<b>(10) Barry English</b>				
1	<b>1:03.047</b>		34.322	<b>28.725</b>
2	1:04.341	+1.294	<b>32.067</b>	32.274
3	1:08.816	+4.475	36.005	32.811
4	1:10.162	+1.346	37.108	33.054
5	1:09.214	-0.948	36.259	32.955
6	1:11.514	+2.300	37.965	33.549
7	1:12.784	+1.270	38.808	33.976
8	1:11.277	-1.507	37.734	33.543
9	1:11.255	-0.022	37.818	33.437
10	1:10.312	-0.943	37.183	33.129
11	1:08.077	-2.235	36.094	31.983
12	1:05.388	-2.689	35.036	30.352
13	1:04.177	-1.211	34.105	30.072
14	1:03.253	-0.924	33.443	29.810

<b>(11) Michael Cullen</b>				
1	1:07.293		36.704	30.589
2	1:09.631	+2.338	35.913	33.718
3	1:11.746	+2.115	38.277	33.469
4	1:10.766	-0.980	37.991	32.775
5	1:11.218	+0.452	37.368	33.850
6	1:12.596	+1.378	38.427	34.169
7	1:13.555	+0.959	39.357	34.198
8	1:13.108	-0.447	38.889	34.219
9	1:12.828	-0.280	38.885	33.943
10	1:11.285	-1.543	38.292	32.993
11	1:08.361	-2.924	36.100	32.261
12	1:07.014	-1.347	35.607	31.407
13	1:05.677	-1.337	35.062	30.615
14	<b>1:04.754</b>	-0.923	<b>34.302</b>	<b>30.452</b>

<b>(22) Mike Ward</b>				
1	1:06.951		36.404	30.547
2	1:08.210	+1.259	34.966	33.244
3	1:12.738	+4.528	38.931	33.807
4	1:13.217	+0.479	39.054	34.163
5	1:13.480	+0.263	38.794	34.686
6	1:15.815	+2.335	40.692	35.123
7	1:15.107	-0.708	39.934	35.173
8	1:15.053	-0.054	40.175	34.878
9	1:13.412	-1.641	39.468	33.944
10	1:10.652	-2.760	37.883	32.769
11	1:08.821	-1.831	36.721	32.100
12	1:07.273	-1.548	35.310	31.963
13	1:06.401	-0.872	35.770	30.631
14	<b>1:04.650</b>	-1.751	<b>34.402</b>	<b>30.248</b>

<b>(87) Adrian Deasy</b>				
1	1:08.750		37.589	<b>31.161</b>
2	1:10.326	+1.576	36.169	34.157
3	1:11.748	+1.422	38.090	33.658
4	1:10.187	-1.561	37.154	33.033
5	1:12.516	+2.329	38.150	34.366
6	1:13.579	+1.063	38.905	34.674
7	1:15.365	+1.786	40.160	35.205

8	1:15.053	-0.312	39.780	35.273
9	1:14.979	-0.074	40.037	34.942
10	1:12.022	-2.957	38.416	33.606
11	1:09.615	-2.407	36.699	32.916
12	1:07.245	-2.370	35.843	31.402
13	<b>1:06.647</b>	-0.598	<b>34.808</b>	31.839
14	1:06.772	+0.125	35.265	31.507

<b>(4) Dominic Ryan</b>				
1	1:06.899		36.328	<b>30.571</b>
2	1:11.141	+4.242	36.654	34.487
3	1:13.254	+2.113	39.159	34.095
4	1:12.438	-0.816	38.621	33.817
5	1:14.214	+1.776	39.468	34.746
6	1:15.601	+1.387	40.260	35.341
7	1:15.251	-0.350	40.385	34.866
8	1:14.246	-1.005	39.744	34.502
9	1:13.257	-0.989	39.351	33.906
10	1:11.262	-1.995	38.442	32.820
11	1:08.046	-3.216	36.412	31.634
12	<b>1:06.266</b>	-1.780	35.343	30.923
13	1:06.816	+0.550	<b>34.840</b>	31.976
14	1:06.674	-0.142	35.121	31.553

<b>(8) Roger Welaratne</b>				
1	1:09.304		37.430	31.874
2	1:12.187	+2.883	36.732	35.455
3	1:15.172	+2.985	39.983	35.189
4	1:16.462	+1.290	40.658	35.804
5	1:17.511	+1.049	41.100	36.411
6	1:17.850	+0.339	41.248	36.602
7	1:19.223	+1.373	42.621	36.602
8	1:19.217	-0.006	42.058	37.159
9	1:17.091	-2.126	41.711	35.380
10	1:12.919	-4.172	39.092	33.827
11	1:09.227	-3.692	36.551	32.676
12	1:07.394	-1.833	35.888	31.506
13	<b>1:06.866</b>	-0.528	<b>35.527</b>	<b>31.339</b>

<b>(5) Des Meehan</b>				
1	1:08.817		37.107	31.710
2	1:32.112	+23.295	54.971	37.141
3	1:15.083	-17.029	39.952	35.131
4	1:13.587	-1.496	38.439	35.148
5	1:14.943	+1.356	39.546	35.397
6	1:15.473	+0.530	40.124	35.349
7	1:16.859	+1.386	40.633	36.226
8	1:15.569	-1.290	40.102	35.467
9	1:14.682	-0.887	40.455	34.227
10	1:11.825	-2.857	38.047	33.778
11	1:08.813	-3.012	36.597	32.216
12	<b>1:06.801</b>	-2.012	<b>35.716</b>	<b>31.085</b>
13	1:07.218	+0.417	35.809	31.409

<b>(72) Vincent O'Rourke</b>				
1	1:07.741		36.425	<b>31.316</b>
2	1:24.863	+17.122	49.018	35.845
3	1:25.163	+0.300		
4	1:12.395	-12.768		33.951
5	1:15.495	+3.100	39.676	35.819
6	1:15.040	-0.455	40.103	34.937
7	1:16.611	+1.571	39.743	36.868
8	1:14.953	-1.658	40.217	34.736
9	1:14.616	-0.337	39.814	34.802
10	1:12.138	-2.478	38.889	33.249
11	1:08.497	-3.641	36.425	32.072
12	1:07.505	-0.992	35.659	31.846
13	<b>1:06.814</b>	-0.691	<b>35.445</b>	<b>31.369</b>

<b>(97) Colin Marnane</b>				
1	1:11.452		37.781	33.671
2	1:13.579	+2.127	37.963	35.616
3	1:16.132	+2.553	40.013	36.119

Results provisional until the conclusion of judicial & technical matters

Orbits

Clerk of the Course:

Results available on [www.Timing.ie](http://www.Timing.ie)

Chief Timekeeper:



# CKMC Race Meeting


Historics, SEAT, Strykers

Mondello Park National Circuit 1.850 km

Race 1

10/10/2020 12:45

Race (15:00 Time) started at 12:50:58



Lap	Lap Tm	Gap	S1 Tm	S2 Tm
4	1:16.053	-0.079	40.786	35.267
5	1:17.814	+1.761	40.504	37.310
6	1:19.233	+1.419	42.010	37.223
7	1:18.171	-1.062	41.471	36.700
8	1:18.024	-0.147	41.276	36.748
9	1:15.904	-2.120	40.781	35.123
10	1:12.395	-3.509		34.013
11	1:10.032	-2.363	37.500	32.532
12	<b>1:07.281</b>	-2.751	35.614	<b>31.667</b>
13	1:07.364	+0.083	<b>35.486</b>	31.878

Lap	Lap Tm	Gap	S1 Tm	S2 Tm
-----	--------	-----	-------	-------

### (47) Stephen Kelly

1	1:10.260		38.085	32.175
2	1:13.229	+2.969	37.055	36.174
3	1:17.197	+3.968	41.006	36.191
4	1:16.706	-0.491	40.631	36.075
5	1:18.470	+1.764	40.816	37.654
6	1:17.740	-0.730	41.046	36.694
7	1:18.688	+0.948	42.027	36.661
8	1:18.232	-0.456	40.600	37.632
9	1:15.362	-2.870	40.170	35.192
10	1:14.114	-1.248	39.201	34.913
11	1:10.463	-3.651	37.548	32.915
12	<b>1:07.101</b>	-3.362	<b>35.608</b>	<b>31.493</b>
13	1:08.819	+1.718	36.175	32.644

### (50) Pat Bergin

1	1:06.222			
2	1:12.857	+6.635		
3	1:16.831	+3.974		
4	1:18.448	+1.617		
5	1:19.048	+0.600		
6	1:19.796	+0.748		
7	1:23.225	+3.429		
8	1:20.530	-2.695		
9	1:17.391	-3.139		
10	1:14.767	-2.624		
11	1:12.019	-2.748		
12	1:13.372	+1.353		
13	<b>1:10.144</b>	-3.228		

### (999) Eddie Kinirons

1	1:12.021		38.214	33.807
2	1:13.669	+1.648	37.958	35.711
3	1:23.515	+9.846	48.968	34.547
4	1:15.535	-7.980	40.027	35.508
5	1:19.335	+3.800	41.078	38.257
6	1:21.321	+1.986	43.972	37.349
7	1:19.083	-2.238	42.309	36.774
8	1:18.354	-0.729	41.791	36.563
9	1:18.180	-0.174	41.664	36.516
10	1:14.576	-3.604	39.338	35.238
11	1:14.272	-0.304	38.484	35.788
12	<b>1:10.573</b>	-3.699	<b>37.080</b>	33.493
13	1:11.279	+0.706	37.876	<b>33.403</b>

### (14) David Reynolds

1	1:09.868		37.156	32.712
2	1:12.210	+2.342	36.701	35.509
3	1:16.849	+4.639	40.603	36.246
4	1:16.484	-0.365	40.562	35.922
5	1:17.920	+1.436	40.900	37.020
6	1:19.645	+1.725	42.016	37.629
7	1:18.029	-1.616	40.952	37.077
8	1:17.987	-0.042	40.817	37.170
9	1:14.617	-3.370	40.075	34.542
10	1:11.660	-2.957	37.823	33.837
11	1:09.465	-2.195	37.265	32.200
12	<b>1:08.207</b>	-1.258	<b>36.327</b>	<b>31.880</b>

### (44) John Burke

1	1:13.858			
2	<b>1:13.661</b>	-0.197		

Results provisional until the conclusion of judicial & technical matters

Orbits

Clerk of the Course:

Results available on www.Timing.ie

Chief Timekeeper:

Results available on www.Timing.ie



# CKMC Race Meeting


Historics, SEAT, Strykers

Mondello Park National Circuit 1.850 km

Race 2

10/10/2020 16:35

Race (15:00 Time)



10	1:07.829 999 Eddie Kinirons 19	
9	17	18
8	1:18.662 14 David Reynolds 15	12 Greg Murphy 16
7	1:04.270 97 Colin Marnane 13	1:05.483 44 John Burke 14
6	1:03.959 47 Stephen Kelly 11	1:04.102 50 Pat Bergin 12
5	1:02.393 4 Dominic Ryan 9	1:01.154 11 Michael Cullen 10
4	1:03.162 5 Des Meehan 7	1:03.154 87 Adrian Deasy 8
3	1:03.814 72 Vincent O'Rourke 5	1:03.295 8 Roger Welaratne 6
2	970 Shane Murphy 3	4
1	22 Mike Ward 1 POLE POSITION	10 Barry English 2



Results provisional until the conclusion of judicial & technical matters

Orbits

Clerk of the Course:

Chief Timekeeper:

Results available on [www.Timing.ie](http://www.Timing.ie)



# CKMC Race Meeting

Sorted on Laps

Historics, SEAT, Strykers

Mondello Park National Circuit 1.850 km

Race 2

10/10/2020 16:35

Race (15:00 Time) started at 16:46:07

Pos	No.	Name	Make	Laps	Diff	Gap	Total Tm	Best Tm	Best Speed	In Lap
<b>HRCA</b>										
1	999	Eddie Kinirons	Ford Escort RS2000 / 2000cc	14			16:24.685	1:07.421	98.782	2
<b>Irish Strykers</b>										
1	11	Michael Cullen	Stryker / 1800cc	16			16:45.945	1:00.942	109.284	9
2	5	Des Meehan	Raw Stryker / 1800cc	15	1 Lap	1 Lap	16:12.060	1:02.270	106.954	5
3	8	Roger Welaratne	Sylva Stryker / 1800cc	15	1 Lap	0.018	16:12.078	1:02.509	106.545	12
4	4	Dominic Ryan	Raw Stryker / 1800cc	15	1 Lap	2.087	16:14.165	1:02.710	106.203	13
5	47	Stephen Kelly	Stryker / 1800cc	15	1 Lap	0.795	16:14.960	1:02.426	106.686	12
6	87	Adrian Deasy	Stryker / 1800cc	15	1 Lap	6.825	16:21.785	1:02.262	106.967	4
7	72	Vincent O'Rourke	Raw Stryker / 1800cc	15	1 Lap	9.357	16:31.142	1:02.001	107.418	11
8	50	Pat Bergin	Stryker / 1800cc	15	1 Lap	1.110	16:32.252	1:03.847	104.312	7
9	97	Colin Marnane	Raw Stryker / 1800cc	15	1 Lap	7.052	16:39.304	1:04.522	103.221	11
10	44	John Burke	Stryker / 1800cc	15	1 Lap	0.291	16:39.595	1:04.056	103.972	11
<b>Not classified</b>										
DNF	14	David Reynolds	Raw Stryker / 1800cc	8	DNF		8:46.018	1:02.464	106.621	7
DNS	12	Greg Murphy	Stryker / 1800cc		DNS				-	0
<b>SEAT Supercup Ireland</b>										
1	970	Shane Murphy	SEAT Leon / 2000cc	16			15:46.430	58.164	114.504	7
2	10	Barry English	SEAT Leon / 2000cc	16	0.613	0.613	15:47.043	58.141	114.549	7
3	22	Mike Ward	SEAT Leon / 2000cc	15	1 Lap	1 Lap	15:46.609	1:01.597	108.122	14

## Announcements

New Track Record (1:00.942) for Irish Strykers by Michael Cullen.

Margin of Victory	Avg. Speed	Best Lap Tm	Best Speed	Best Lap by
0.613	112.592	58.141	114.549	10 - Barry English

Results provisional until the conclusion of judicial & technical matters

Orbits

Clerk of the Course:

Chief Timekeeper:





# CKMC Race Meeting

Historics, SEAT, Strykers

Mondello Park National Circuit 1.850 km

Race 2

10/10/2020 16:35

Race (15:00 Time) started at 16:46:07

Lap	Lap Tm	Gap	S1 Tm	S2 Tm
<b>(970) Shane Murphy</b>				
1	1:02.114		33.293	28.821
2	59.307	-2.807	30.909	28.398
3	59.385	+0.078	30.961	28.424
4	58.990	-0.395	30.696	28.294
5	58.524	-0.466	30.514	28.010
6	58.964	+0.440	30.899	28.065
7	<b>58.164</b>	-0.800	<b>30.296</b>	<b>27.868</b>
8	59.119	+0.955	30.787	28.332
9	58.549	-0.570	30.427	28.122
10	59.012	+0.463	30.758	28.254
11	59.501	+0.489	30.926	28.575
12	58.483	-1.018	30.521	27.962
13	58.788	+0.305	30.696	28.092
14	58.700	-0.088	30.804	27.896
15	58.796	+0.096	30.623	28.173
16	59.180	+0.384	30.764	28.416

<b>(10) Barry English</b>				
1	1:02.640		33.818	28.822
2	59.442	-3.198	30.917	28.525
3	59.300	-0.142	30.954	28.346
4	58.970	-0.330	30.715	28.255
5	58.629	-0.341	30.556	28.073
6	58.861	+0.232	30.760	28.101
7	<b>58.141</b>	-0.720	<b>30.275</b>	<b>27.866</b>
8	58.800	+0.659	30.530	28.270
9	58.729	-0.071	30.486	28.243
10	59.105	+0.376	30.770	28.335
11	59.145	+0.040	30.824	28.321
12	58.846	-0.299	30.605	28.241
13	58.959	+0.113	30.759	28.200
14	58.561	-0.398	30.648	27.913
15	59.767	+1.206	30.592	29.175
16	59.148	-0.619	30.770	28.378

<b>(11) Michael Cullen</b>				
1	1:07.894		36.269	31.625
2	1:04.451	-3.443	34.126	30.325
3	1:02.807	-1.644	33.184	29.623
4	1:01.750	-1.057	31.991	29.759
5	1:01.873	+0.123	32.589	29.284
6	1:01.247	-0.626	31.924	29.323
7	1:01.267	+0.020	32.028	29.239
8	1:01.209	-0.058	31.892	29.317
9	<b>1:00.942</b>	-0.267	31.753	29.189
10	1:01.877	+0.935	32.440	29.437
11	1:00.981	-0.896	31.789	29.192
12	1:01.217	+0.236	31.733	29.484
13	1:02.203	+0.986	32.626	29.577
14	1:01.134	-1.069	31.774	29.360
15	1:01.094	-0.040	<b>31.699</b>	29.395
16	1:01.035	-0.059	31.867	<b>29.168</b>

<b>(22) Mike Ward</b>				
1	1:07.478		36.952	30.526
2	1:02.853	-4.625	32.764	30.089
3	1:03.424	+0.571	33.292	30.132
4	1:03.177	-0.247	33.140	30.037
5	1:02.808	-0.369	33.012	29.796
6	1:01.994	-0.814	32.433	29.561
7	1:02.453	+0.459	32.799	29.654
8	1:03.133	+0.680	33.319	29.814
9	1:02.573	-0.560	33.000	29.573
10	1:02.854	+0.281	32.797	30.057
11	1:02.685	-0.169	33.078	29.607
12	1:03.189	+0.504	33.472	29.717
13	1:03.474	+0.285	32.664	30.810
14	<b>1:01.597</b>	-1.877	32.082	<b>29.515</b>
15	1:01.679	+0.082	<b>32.063</b>	29.616

**(5) Des Meehan**

Lap	Lap Tm	Gap	S1 Tm	S2 Tm
1	1:08.975		36.941	32.034
2	1:04.489	-4.486	33.881	30.608
3	1:04.334	-0.155	33.234	31.100
4	1:02.879	-1.455	32.860	30.019
5	<b>1:02.270</b>	-0.609	<b>32.513</b>	<b>29.757</b>
6	1:02.619	+0.349	32.627	29.992
7	1:04.188	+1.569	33.476	30.712
8	1:03.194	-0.994	33.025	30.169
9	1:04.639	+1.445	34.057	30.582
10	1:04.424	-0.215	33.387	31.037
11	1:03.367	-1.057	33.221	30.146
12	1:02.826	-0.541	32.695	30.131
13	1:03.599	+0.773	32.889	30.710
14	1:04.276	+0.677	33.322	30.954
15	1:04.282	+0.006	33.408	30.874

<b>(8) Roger Welaratne</b>				
1	1:07.667		36.770	30.897
2	1:03.632	-4.035	33.306	30.326
3	1:03.815	+0.183	33.458	30.357
4	1:03.418	-0.397	33.185	30.233
5	1:03.564	+0.146	33.499	30.065
6	1:02.565	-0.999	<b>32.644</b>	29.921
7	1:03.310	+0.745	33.146	30.164
8	1:03.230	-0.080	32.987	30.243
9	1:07.735	+4.505	36.751	30.984
10	1:04.340	-3.395	34.349	29.991
11	1:02.999	-1.341	33.062	29.937
12	<b>1:02.509</b>	-0.490	32.693	<b>29.816</b>
13	1:03.263	+0.754	32.956	30.307
14	1:04.269	+1.006	33.431	30.838
15	1:04.318	+0.049	33.629	30.689

<b>(4) Dominic Ryan</b>				
1	1:07.724		36.193	31.531
2	1:03.187	-4.537	33.480	29.707
3	1:03.144	-0.043	32.902	30.242
4	1:03.714	+0.570	33.160	30.554
5	1:03.134	-0.580	33.030	30.104
6	1:02.990	-0.144	32.768	30.222
7	1:04.687	+1.697	34.630	30.057
8	1:03.336	-1.351	33.439	29.897
9	1:11.787	+8.451	40.426	31.361
10	1:03.231	-8.556	33.292	29.939
11	1:03.113	-0.118	33.159	29.954
12	1:02.748	-0.365	<b>32.695</b>	30.053
13	<b>1:02.710</b>	-0.038	33.145	<b>29.565</b>
14	1:02.799	+0.089	32.797	30.002
15	1:03.051	+0.252	33.161	29.890

<b>(47) Stephen Kelly</b>				
1	1:08.660		37.609	31.051
2	1:04.635	-4.025	34.176	30.459
3	1:03.523	-1.112	33.397	30.126
4	1:02.524	-0.999	32.835	<b>29.689</b>
5	1:02.979	+0.455	33.006	29.973
6	1:03.068	+0.089	32.895	30.173
7	1:02.992	-0.076	32.830	30.162
8	1:04.359	+1.367	33.479	30.880
9	1:05.871	+1.512	34.737	31.134
10	1:03.732	-2.139	33.751	29.981
11	1:03.025	-0.707	32.888	30.137
12	<b>1:02.426</b>	-0.599	32.682	29.744
13	1:03.309	+0.883	<b>32.663</b>	30.646
14	1:03.513	+0.204	32.825	30.688
15	1:06.893	+3.380	36.826	30.067

<b>(87) Adrian Deasy</b>				
1	1:08.989		36.853	32.136
2	1:04.538	-4.451	33.769	30.769
3	1:03.562	-0.976	33.141	30.421
4	<b>1:02.262</b>	-1.300	<b>32.165</b>	30.097
5	1:02.898	+0.636	32.880	<b>30.018</b>

Results provisional until the conclusion of judicial & technical matters Orbits

Clerk of the Course:

Results available on [www.Timing.ie](http://www.Timing.ie)

Chief Timekeeper:



# CKMC Race Meeting


Historics, SEAT, Strykers

Mondello Park National Circuit 1.850 km

Race 2

10/10/2020 16:35

Race (15:00 Time) started at 16:46:07



Lap	Lap Tm	Gap	S1 Tm	S2 Tm
6	1:02.736	-0.162	32.509	30.227
7	1:03.619	+0.883	33.478	30.141
8	1:02.433	-1.186	32.406	30.027
9	1:14.068	+11.635	42.337	31.731
10	1:03.844	-10.224	33.497	30.347
11	1:03.084	-0.760	32.960	30.124
12	1:04.004	+0.920	32.873	31.131
13	1:03.847	-0.157	33.281	30.566
14	1:04.886	+1.039	33.122	31.764
15	1:04.906	+0.020	33.616	31.290

Lap	Lap Tm	Gap	S1 Tm	S2 Tm
11	<b>1:04.056</b>	-0.631	<b>33.441</b>	30.615
12	1:05.858	+1.802	34.863	30.995
13	1:05.827	-0.031	34.605	31.222
14	1:04.932	-0.895	34.392	30.540
15	1:05.141	+0.209	34.172	30.969

### (72) Vincent O'Rourke

1	1:07.363		36.546	30.817
2	1:03.682	-3.681	33.353	30.329
3	1:03.386	-0.296	33.216	30.170
4	1:03.384	-0.002	32.903	30.481
5	1:03.800	+0.416	33.765	30.035
6	1:03.071	-0.729	32.667	30.404
7	1:03.731	+0.660	33.446	30.285
8	1:03.064	-0.667	32.803	30.261
9	1:32.751	+29.687	1:01.977	30.774
10	1:02.390	-30.361	32.615	29.775
11	<b>1:02.001</b>	-0.389	32.496	<b>29.505</b>
12	1:02.154	+0.153	<b>32.103</b>	30.051
13	1:02.434	+0.280	32.638	29.796
14	1:02.522	+0.088	32.256	30.266
15	1:03.987	+1.465	33.745	30.242

### (999) Eddie Kinirons

1	1:11.666		39.382	<b>32.284</b>
2	<b>1:07.421</b>	-4.245	<b>35.084</b>	32.337
3	1:07.991	+0.570	35.188	32.803
4	1:08.991	+1.000	35.832	33.159
5	1:09.390	+0.399	35.828	33.562
6	1:08.027	-1.363	35.669	32.358
7	1:08.440	+0.413	35.879	32.561
8	1:08.516	+0.076	35.933	32.583
9	1:10.104	+1.588	36.213	33.891
10	1:09.570	-0.534	37.113	32.457
11	1:10.430	+0.860	36.242	34.188
12	1:10.327	-0.103	35.813	34.514
13	1:09.902	-0.425	37.376	32.526
14	1:09.295	-0.607	36.491	32.804

### (14) David Reynolds

1	1:08.702		37.724	30.978
2	1:04.368	-4.334	33.488	30.880
3	1:04.564	+0.196	33.907	30.657
4	1:03.203	-1.361	32.739	30.464
5	1:02.985	-0.218	32.678	30.307
6	1:02.547	-0.438	32.451	<b>30.096</b>
7	<b>1:02.464</b>	-0.083	<b>32.266</b>	30.198
8	1:03.044	+0.580	32.499	30.545

### (50) Pat Bergin

1	1:11.259		39.842	31.417
2	1:04.535	-6.724	<b>33.152</b>	31.383
3	1:04.414	-0.121	33.168	31.246
4	1:04.148	-0.266	33.596	30.552
5	1:04.308	+0.160	33.551	30.757
6	1:04.268	-0.040	33.451	30.817
7	<b>1:03.847</b>	-0.421	33.500	<b>30.347</b>
8	1:05.548	+1.701	33.737	31.811
9	1:06.627	+1.079	34.520	32.107
10	1:05.287	-1.340	34.024	31.263
11	1:04.417	-0.870	33.826	30.591
12	1:04.562	+0.145	33.947	30.615
13	1:04.212	-0.350	33.344	30.868
14	1:06.010	+1.798	34.387	31.623
15	1:05.561	-0.449	34.733	30.828

### (97) Colin Marnane

1	1:08.598		37.084	31.514
2	1:05.004	-3.594	34.173	<b>30.831</b>
3	1:06.219	+1.215	34.903	31.316
4	1:05.809	-0.410	34.600	31.209
5	1:05.851	+0.042	34.192	31.659
6	1:05.580	-0.271	34.455	31.125
7	1:06.244	+0.664	33.978	32.266
8	1:05.097	-1.147	34.037	31.060
9	1:06.364	+1.267	35.318	31.046
10	1:05.000	-1.364	33.878	31.122
11	<b>1:04.522</b>	-0.478	<b>33.681</b>	30.841
12	1:05.165	+0.643	33.877	31.288
13	1:06.099	+0.934	34.880	31.219
14	1:05.261	-0.838	34.185	31.076
15	1:05.281	+0.020	34.244	31.037

### (44) John Burke

1	1:11.123		38.814	32.309
2	1:05.379	-5.744	34.252	31.127
3	1:04.641	-0.738	34.121	<b>30.520</b>
4	1:04.958	+0.317	34.267	30.691
5	1:05.242	+0.284	34.254	30.988
6	1:05.845	+0.603	34.418	31.427
7	1:06.769	+0.924	34.117	32.652
8	1:04.260	-2.509	33.564	30.696
9	1:07.301	+3.041	36.480	30.821
10	1:04.687	-2.614	34.068	30.619

Results provisional until the conclusion of judicial & technical matters

Orbits

Clerk of the Course: \_\_\_\_\_

\_\_\_\_\_

Chief Timekeeper: \_\_\_\_\_

Results available on www.Timing.ie




# CKMC Race Meeting

Sorted on best lap time

Legends Mondello Park National Circuit 1.850 km

Practice 10/10/2020 10:35

Practice (5:00 Time) started at 10:31:08



Pos	No.	Name	Make	Laps	Best Tm	In Lap	Diff	Gap	Best Speed	2nd Best
1	2	Jamie Moylan	Legend 34 Coupe / 1250cc	5	1:02.672	4			106.268	1:02.854
2	22	Peter Barrable	Legend / 1250cc	5	1:02.971	5	0.299	0.299	105.763	1:03.030
3	88	Robert Barrable	Legend / 1250cc	5	1:03.113	5	0.441	0.142	105.525	1:03.293
4	23	Geoff Richardson	Legend / 1250cc	4	1:03.260	3	0.588	0.147	105.280	1:04.119
5	24	Greg Richardson	Legend / 1250cc	5	1:04.218	5	1.546	0.958	103.709	1:04.804
6	16	Gordon Brown	Ford Coupe / 1250cc	5	1:04.709	4	2.037	0.491	102.922	1:05.331
7	37	Ivor Greenwood	Legends Ford Coupe / 1250cc	5	1:05.159	3	2.487	0.450	102.212	1:05.355
8	35	Richard Kearney	Ford Coupe / 1250cc	5	1:05.409	4	2.737	0.250	101.821	1:05.525
9	8	Ruairi O'Dowd	Legend / 1250cc	5	1:07.147	5	4.475	1.738	99.185	1:07.357
10	63	Derek Hogan	Legend / 1250cc	5	1:07.643	4	4.971	0.496	98.458	1:08.169

Results provisional until the conclusion of judicial & technical matters

Orbits

Clerk of the Course:

Chief Timekeeper:


Results available on [www.Timing.ie](http://www.Timing.ie)



# CKMC Race Meeting

Mondello Park National Circuit 1.850 km

10/10/2020 10:35



## Legends

### Practice

Practice (5:00 Time) started at 10:31:08

Lap	Lap Tm	Gap	S1 Tm	S2 Tm
<b>(2) Jamie Moylan</b>				
1	1:10.200			32.554
2	1:03.535	-6.665	33.225	30.310
3	1:05.338	+1.803	33.767	31.571
4	<b>1:02.672</b>	-2.666	<b>32.608</b>	<b>30.064</b>
5	1:02.854	+0.182	32.650	30.204
<b>(22) Peter Barrable</b>				
1	1:09.349			31.864
2	1:04.456	-4.893	34.207	30.249
3	1:03.328	-1.128	33.196	30.132
4	1:03.030	-0.298	32.945	<b>30.085</b>
5	<b>1:02.971</b>	-0.059	<b>32.806</b>	30.165
<b>(88) Robert Barrable</b>				
1	1:09.388			31.546
2	1:05.150	-4.238	34.307	30.843
3	1:04.674	-0.476	34.297	30.377
4	1:03.293	-1.381	33.118	<b>30.175</b>
5	<b>1:03.113</b>	-0.180	<b>32.801</b>	30.312
<b>(23) Geoff Richardson</b>				
1	1:09.576			31.515
2	1:04.119	-5.457	33.598	30.521
3	<b>1:03.260</b>	-0.859	<b>32.846</b>	<b>30.414</b>
4	1:23.282	+20.022	42.456	40.826
<b>(24) Greg Richardson</b>				
1	1:09.579			32.218
2	1:05.595	-3.984	34.525	31.070
3	1:04.813	-0.782	33.910	30.903
4	1:04.804	-0.009	33.986	<b>30.818</b>
5	<b>1:04.218</b>	-0.586	<b>33.310</b>	30.908
<b>(16) Gordon Brown</b>				
1	1:09.239			31.987
2	1:05.453	-3.786	34.348	31.105
3	1:05.331	-0.122	34.058	31.273
4	<b>1:04.709</b>	-0.622	<b>33.759</b>	<b>30.950</b>
5	1:05.884	+1.175	34.633	31.251
<b>(37) Ivor Greenwood</b>				
1	1:09.447			32.267
2	1:05.711	-3.736	34.288	31.423
3	<b>1:05.159</b>	-0.552	<b>34.185</b>	<b>30.974</b>
4	1:08.440	+3.281	34.310	34.130
5	1:05.355	-3.085	34.264	31.091
<b>(35) Richard Kearney</b>				
1	1:09.629			32.249
2	1:06.453	-3.176	34.441	32.012
3	1:06.060	-0.393	34.875	<b>31.185</b>
4	<b>1:05.409</b>	-0.651	<b>33.970</b>	31.439
5	1:05.525	+0.116	34.099	31.426
<b>(8) Ruairi O'Dowd</b>				
1	1:17.407			36.529
2	1:10.882	-6.525	37.475	33.407
3	1:08.140	-2.742	35.985	32.155
4	1:07.357	-0.783	35.684	<b>31.673</b>
5	<b>1:07.147</b>	-0.210	<b>34.982</b>	32.165
<b>(63) Derek Hogan</b>				
1	1:33.743			35.364
2	1:10.698	-23.045	37.577	33.121
3	1:08.169	-2.529	35.742	32.427
4	<b>1:07.643</b>	-0.526	<b>35.322</b>	<b>32.321</b>
5	1:08.271	+0.628	35.876	32.395

Results provisional until the conclusion of judicial & technical matters Orbits

Clerk of the Course:

Chief Timekeeper:




# CKMC Race Meeting

Legends Mondello Park National Circuit 1.850 km

Race 1 10/10/2020 13:10

Race (8:00 Time)



<b>5</b>	24 Greg Richardson	8 Ruairi O'Dowd
	9	10
<b>4</b>	16 Gordon Brown	88 Robert Barrable
	7	8
<b>3</b>	63 Derek Hogan	23 Geoff Richardson
	5	6
<b>2</b>	2 Jamie Moylan	35 Richard Kearney
	3	4
<b>1</b>	37 Ivor Greenwood	22 Peter Barrable
	1	2

POLE POSITION



Results provisional until the conclusion of judicial & technical matters Orbits

Clerk of the Course:

Chief Timekeeper:

Results available on [www.Timing.ie](http://www.Timing.ie)




# CKMC Race Meeting

Sorted on Laps

Legends Mondello Park National Circuit 1.850 km

Race 1 10/10/2020 13:10

Race (8:00 Time) started at 13:13:55



Pos	No.	Name	Make	Laps	Diff	Gap	Total Tm	Best Tm	Best Speed	In Lap
1	88	Robert Barrable	Legend / 1250cc	8			9:00.503	1:04.267	103.630	3
2	2	Jamie Moylan	Legend 34 Coupe / 1250cc	8	3.744	3.744	9:04.247	1:03.954	104.137	3
3	22	Peter Barrable	Legend / 1250cc	8	3.765	0.021	9:04.268	1:03.781	104.420	3
4	23	Geoff Richardson	Legend / 1250cc	8	5.724	1.959	9:06.227	1:03.689	104.571	3
5	37	Ivor Greenwood	Legends Ford Coupe / 1250cc	8	7.153	1.429	9:07.656	1:04.638	103.035	3
6	24	Greg Richardson	Legend / 1250cc	8	9.191	2.038	9:09.694	1:05.426	101.794	3
7	16	Gordon Brown	Ford Coupe / 1250cc	8	10.983	1.792	9:11.486	1:04.953	102.536	2
8	35	Richard Kearney	Ford Coupe / 1250cc	8	14.214	3.231	9:14.717	1:05.468	101.729	2
9	8	Ruairi O'Dowd	Legend / 1250cc	8	29.568	15.354	9:30.071	1:07.974	97.979	2
10	63	Derek Hogan	Legend / 1250cc	8	1:05.555	35.987	10:06.058	1:08.575	97.120	2

Margin of Victory	Avg. Speed	Best Lap Tm	Best Speed	Best Lap by
3.744	98.575	1:03.689	104.571	23 - Geoff Richardson

Results provisional until the conclusion of judicial & technical matters

Orbits

Clerk of the Course:


Chief Timekeeper:



# CKMC Race Meeting

Mondello Park National Circuit 1.850 km

10/10/2020 13:10



## Legends

### Race 1

Race (8:00 Time) started at 13:13:55

Lap	Lap Tm	Gap	S1 Tm	S2 Tm
<b>(88) Robert Barrable</b>				
1	1:05.763		35.263	<b>30.500</b>
2	1:04.357	-1.406	33.666	30.691
3	<b>1:04.267</b>	-0.090	<b>33.589</b>	30.678
4	1:06.824	+2.557	34.636	32.188
5	1:08.464	+1.640	36.245	32.219
6	1:09.646	+1.182	36.364	33.282
7	1:11.697	+2.051	37.679	34.018
8	1:08.623	-3.074	36.928	31.695

<b>(2) Jamie Moylan</b>				
1	1:10.082		39.017	31.065
2	1:04.582	-5.500	33.580	31.002
3	<b>1:03.954</b>	-0.628	<b>33.473</b>	<b>30.481</b>
4	1:06.422	+2.468	34.422	32.000
5	1:08.644	+2.222	36.012	32.632
6	1:10.510	+1.866	37.315	33.195
7	1:10.957	+0.447	37.338	33.619
8	1:08.841	-2.116	36.758	32.083

<b>(22) Peter Barrable</b>				
1	1:04.762		34.293	30.469
2	1:04.122	-0.640	33.824	<b>30.298</b>
3	<b>1:03.781</b>	-0.341	<b>33.427</b>	30.354
4	1:07.496	+3.715	34.808	32.688
5	1:09.221	+1.725	36.709	32.512
6	1:10.511	+1.290	36.840	33.671
7	1:11.429	+0.918	37.579	33.850
8	1:12.946	+1.517	41.456	31.490

<b>(23) Geoff Richardson</b>				
1	1:05.181		34.754	30.427
2	1:04.779	-0.402	34.422	<b>30.357</b>
3	<b>1:03.689</b>	-1.090	<b>33.162</b>	30.527
4	1:07.110	+3.421	34.910	32.200
5	1:08.776	+1.666	36.344	32.432
6	1:10.041	+1.265	36.649	33.392
7	1:11.272	+1.231	38.005	33.267
8	1:14.814	+3.542	43.903	30.911

<b>(37) Ivor Greenwood</b>				
1	1:05.945		35.483	<b>30.462</b>
2	1:05.713	-0.232	34.594	31.119
3	<b>1:04.638</b>	-1.075	<b>34.038</b>	30.600
4	1:07.751	+3.113	35.167	32.584
5	1:09.576	+1.825	36.779	32.797
6	1:11.726	+2.150	38.007	33.719
7	1:12.533	+0.807	38.335	34.198
8	1:09.655	-2.878	37.130	32.525

<b>(24) Greg Richardson</b>				
1	1:07.719		36.133	31.586
2	1:05.504	-2.215	34.575	30.929
3	<b>1:05.426</b>	-0.078	<b>34.532</b>	<b>30.894</b>
4	1:08.186	+2.760	35.565	32.621
5	1:09.836	+1.650	37.138	32.698
6	1:10.865	+1.029	37.221	33.644
7	1:11.780	+0.915	37.916	33.864
8	1:09.049	-2.731	36.954	32.095

<b>(16) Gordon Brown</b>				
1	1:07.061		36.096	<b>30.965</b>
2	<b>1:04.953</b>	-2.108	<b>33.969</b>	30.984
3	1:05.655	+0.702	34.424	31.231
4	1:08.382	+2.727	35.521	32.861
5	1:10.579	+2.197	37.416	33.163
6	1:11.747	+1.168	38.136	33.611
7	1:12.792	+1.045	38.945	33.847
8	1:09.284	-3.508	37.346	31.938

<b>(35) Richard Kearney</b>				
1	1:07.439		36.365	<b>31.074</b>

Lap	Lap Tm	Gap	S1 Tm	S2 Tm
2	<b>1:05.468</b>	-1.971	<b>33.992</b>	31.476
3	1:06.265	+0.797	34.679	31.586
4	1:08.709	+2.444	35.656	33.053
5	1:11.406	+2.697	37.969	33.437
6	1:12.414	+1.008	38.193	34.221
7	1:12.585	+0.171	38.528	34.057
8	1:10.227	-2.358	37.862	32.365

<b>(8) Ruairi O'Dowd</b>				
1	1:10.860		38.235	<b>32.625</b>
2	<b>1:07.974</b>	-2.886	<b>35.348</b>	32.626
3	1:09.180	+1.206	36.187	32.993
4	1:10.426	+1.246	37.049	33.377
5	1:11.764	+1.338	37.779	33.985
6	1:12.938	+1.174	38.284	34.654
7	1:13.926	+0.988	39.316	34.610
8	1:11.335	-2.591	37.816	33.519

<b>(63) Derek Hogan</b>				
1	1:10.940		38.360	<b>32.580</b>
2	<b>1:08.575</b>	-2.365	<b>35.971</b>	32.604
3	1:09.127	+0.552	36.084	33.043
4	1:29.167	+20.040	52.479	36.688
5	1:15.281	-13.886	40.170	35.111
6	1:26.563	+11.282	49.008	37.555
7	1:14.914	-11.649	40.692	34.222
8	1:10.703	-4.211	37.450	33.253

Results provisional until the conclusion of judicial & technical matters

Orbits

Clerk of the Course: \_\_\_\_\_

\_\_\_\_\_

Chief Timekeeper: \_\_\_\_\_

Results available on www.Timing.ie




# CKMC Race Meeting

Legends Mondello Park National Circuit 1.850 km

Race 2 10/10/2020 14:35

Race (8:00 Time)



<b>5</b>	37 Ivor Greenwood	8 Ruairi O'Dowd
	<b>9</b>	<b>10</b>
<b>4</b>	2 Jamie Moylan	22 Peter Barrable
	<b>7</b>	<b>8</b>
<b>3</b>	63 Derek Hogan	35 Richard Kearney
	<b>5</b>	<b>6</b>
<b>2</b>	16 Gordon Brown	23 Geoff Richardson
	<b>3</b>	<b>4</b>
<b>1</b>	24 Greg Richardson	88 Robert Barrable
	<b>1</b>	<b>2</b>

**POLE POSITION**



Results provisional until the conclusion of judicial & technical matters Orbits

Clerk of the Course:

Chief Timekeeper:






# CKMC Race Meeting

Sorted on Laps

Legends Mondello Park National Circuit 1.850 km

Race 2 10/10/2020 14:35

Race (8:00 Time) started at 14:36:38



Pos	No.	Name	Make	Laps	Diff	Gap	Total Tm	Best Tm	Best Speed	In Lap
1	23	Geoff Richardson	Legend / 1250cc	7			8:31.672	1:04.031	104.012	6
2	88	Robert Barrable	Legend / 1250cc	7	0.016	0.016	8:31.688	1:03.974	104.105	6
3	24	Greg Richardson	Legend / 1250cc	7	2.321	2.305	8:33.993	1:04.469	103.305	2
4	22	Peter Barrable	Legend / 1250cc	7	2.414	0.093	8:34.086	1:04.131	103.850	6
5	16	Gordon Brown	Ford Coupe / 1250cc	7	3.751	1.337	8:35.423	1:05.326	101.950	6
6	37	Ivor Greenwood	Legends Ford Coupe / 1250cc	7	3.819	0.068	8:35.491	1:04.993	102.473	6
7	8	Ruairi O'Dowd	Legend / 1250cc	7	6.773	2.954	8:38.445	1:05.477	101.715	6
8	35	Richard Kearney	Ford Coupe / 1250cc	7	10.747	3.974	8:42.419	1:07.055	99.321	1
9	63	Derek Hogan	Legend / 1250cc	7	33.328	22.581	9:05.000	1:08.284	97.534	6
Not classified										
DNF	2	Jamie Moylan	Legend 34 Coupe / 1250cc	2	DNF		2:13.266	1:04.711	102.919	2

Margin of Victory	Avg. Speed	Best Lap Tm	Best Speed	Best Lap by
0.016	91.113	1:03.974	104.105	88 - Robert Barrable

Results provisional until the conclusion of judicial & technical matters

Orbits

Clerk of the Course:

Chief Timekeeper:


Results available on [www.Timing.ie](http://www.Timing.ie)



# CKMC Race Meeting

Mondello Park National Circuit 1.850 km

10/10/2020 14:35



Legends

Race 2

Race (8:00 Time) started at 14:36:38

Lap	Lap Tm	Gap	S1 Tm	S2 Tm
<b>(23) Geoff Richardson</b>				
1	1:04.703		34.510	<b>30.193</b>
2	1:04.189	-0.514	33.332	30.857
3	1:04.892	+0.703	33.866	31.026
4	1:36.526	+31.634	54.151	42.375
5	1:31.578	-4.948	50.073	41.505
6	<b>1:04.031</b>	-27.547	<b>33.127</b>	30.904
7	1:05.639	+1.608	33.646	31.993

<b>(88) Robert Barrable</b>				
1	1:04.884		34.348	<b>30.536</b>
2	1:04.242	-0.642	33.418	30.824
3	1:04.962	+0.720	33.963	30.999
4	1:37.455	+32.493	54.863	42.592
5	1:30.797	-6.658	49.639	41.158
6	<b>1:03.974</b>	-26.823	<b>33.388</b>	30.586
7	1:05.374	+1.400	33.692	31.682

<b>(24) Greg Richardson</b>				
1	1:06.900		35.949	30.951
2	<b>1:04.469</b>	-2.431	<b>33.540</b>	<b>30.929</b>
3	1:04.986	+0.517	33.977	31.009
4	1:35.610	+30.624	53.335	42.275
5	1:31.538	-4.072	49.782	41.756
6	1:04.832	-26.706	33.581	31.251
7	1:05.562	+0.730	33.830	31.732

<b>(22) Peter Barrable</b>				
1	1:07.422		36.504	30.918
2	1:04.997	-2.425	34.181	30.816
3	1:13.429	+8.432	39.914	33.515
4	1:28.250	+14.821	45.838	42.412
5	1:30.131	+1.881	48.767	41.364
6	<b>1:04.131</b>	-26.000	<b>33.497</b>	<b>30.634</b>
7	1:05.181	+1.050	33.658	31.523

<b>(16) Gordon Brown</b>				
1	1:07.395		36.237	<b>31.158</b>
2	1:05.402	-1.993	34.094	31.308
3	1:09.281	+3.879	35.795	33.486
4	1:30.585	+21.304	48.026	42.559
5	1:30.921	+0.336	49.448	41.473
6	<b>1:05.326</b>	-25.595	<b>34.044</b>	31.282
7	1:06.278	+0.952	34.050	32.228

<b>(37) Ivor Greenwood</b>				
1	1:07.017		36.005	31.012
2	1:09.043	+2.026	34.862	34.181
3	1:07.373	-1.670	35.104	32.269
4	1:29.203	+21.830	46.658	42.545
5	1:31.135	+1.932	49.510	41.625
6	<b>1:04.993</b>	-26.142	34.247	<b>30.746</b>
7	1:05.901	+0.908	<b>33.983</b>	31.918

<b>(8) Ruairi O'Dowd</b>				
1	1:09.769		37.332	32.437
2	1:08.431	-1.338	35.514	32.917
3	1:09.249	+0.818	35.539	33.710
4	1:26.681	+17.432	44.162	42.519
5	1:30.709	+4.028	49.147	41.562
6	<b>1:05.477</b>	-25.232	<b>34.317</b>	<b>31.160</b>
7	1:06.985	+1.508	34.891	32.094

<b>(35) Richard Kearney</b>				
1	<b>1:07.055</b>		35.859	<b>31.196</b>
2	1:15.456	+8.401	34.666	40.790
3	1:07.070	-8.386	<b>34.604</b>	32.466
4	1:26.836	+19.766	44.021	42.815
5	1:30.022	+3.186	48.732	41.290
6	1:08.321	-21.701	35.354	32.967
7	1:07.369	-0.952	35.194	32.175

Lap	Lap Tm	Gap	S1 Tm	S2 Tm
<b>(63) Derek Hogan</b>				
1	1:10.200		37.904	<b>32.296</b>
2	1:08.356	-1.844	35.553	32.803
3	1:10.414	+2.058	37.091	33.323
4	1:26.246	+15.832	43.818	42.428
5	1:30.912	+4.666	49.285	41.627
6	<b>1:08.284</b>	-22.628	<b>35.380</b>	32.904
7	1:30.064	+21.780	40.861	49.203

<b>(2) Jamie Moylan</b>				
1	1:07.830		36.583	31.247
2	<b>1:04.711</b>	-3.119	<b>33.799</b>	<b>30.912</b>

Results provisional until the conclusion of judicial & technical matters

Orbits

Clerk of the Course: \_\_\_\_\_

\_\_\_\_\_

Chief Timekeeper: \_\_\_\_\_

Results available on www.Timing.ie




# CKMC Race Meeting

Legends Mondello Park National Circuit 1.850 km

Race 3 10/10/2020 17:00

Race (10:00 Time)



5	88 Robert Barrable	8 Ruairi O'Dowd
	9	10
4	22 Peter Barrable	23 Geoff Richardson
	7	8
3	37 Ivor Greenwood	24 Greg Richardson
	5	6
2	35 Richard Kearney	16 Gordon Brown
	3	4
1	2 Jamie Moylan	63 Derek Hogan
	1	2

POLE POSITION



Results provisional until the conclusion of judicial & technical matters

Orbits

Clerk of the Course:

Chief Timekeeper:

Results available on [www.Timing.ie](http://www.Timing.ie)




# CKMC Race Meeting

Sorted on Laps

Legends Mondello Park National Circuit 1.850 km

Race 3 10/10/2020 17:00

Race (10:00 Time) started at 17:07:19



Pos	No.	Name	Make	Laps	Diff	Gap	Total Tm	Best Tm	Best Speed	In Lap
1	2	Jamie Moylan	Legend 34 Coupe / 1250cc	10			10:37.186	1:03.314	105.190	2
2	23	Geoff Richardson	Legend / 1250cc	10	0.365	0.365	10:37.551	1:02.914	105.859	2
3	22	Peter Barrable	Legend / 1250cc	10	0.521	0.156	10:37.707	1:03.046	105.637	2
4	88	Robert Barrable	Legend / 1250cc	10	1.231	0.710	10:38.417	1:02.896	105.889	3
5	37	Ivor Greenwood	Legends Ford Coupe / 1250cc	10	18.685	17.454	10:55.871	1:04.114	103.877	3
6	24	Greg Richardson	Legend / 1250cc	10	19.130	0.445	10:56.316	1:04.484	103.281	2
7	16	Gordon Brown	Ford Coupe / 1250cc	10	20.166	1.036	10:57.352	1:04.881	102.649	3
8	35	Richard Kearney	Ford Coupe / 1250cc	10	21.912	1.746	10:59.098	1:05.025	102.422	9
9	8	Ruairi O'Dowd	Legend / 1250cc	10	30.554	8.642	11:07.740	1:05.727	101.328	7
Not classified										
DNF	63	Derek Hogan	Legend / 1250cc	5	DNF		6:33.810	1:07.862	98.140	2

Margin of Victory	Avg. Speed	Best Lap Tm	Best Speed	Best Lap by
0.365	104.522	1:02.896	105.889	88 - Robert Barrable

Results provisional until the conclusion of judicial & technical matters

Orbits

Clerk of the Course:

Chief Timekeeper:


Results available on [www.Timing.ie](http://www.Timing.ie)



# CKMC Race Meeting

Mondello Park National Circuit 1.850 km

10/10/2020 17:00



Legends

Race 3

Race (10:00 Time) started at 17:07:19

Lap	Lap Tm	Gap	S1 Tm	S2 Tm
<b>(2) Jamie Moylan</b>				
1	1:04.723		34.105	30.618
2	<b>1:03.314</b>	-1.409	<b>32.915</b>	30.399
3	1:03.673	+0.359	33.156	30.517
4	1:03.506	-0.167	33.089	30.417
5	1:03.928	+0.422	33.467	30.461
6	1:03.633	-0.295	33.007	30.626
7	1:03.829	+0.196	33.231	30.598
8	1:03.721	-0.108	33.096	30.625
9	1:03.369	-0.352	32.970	30.399
10	1:03.490	+0.121	33.257	<b>30.233</b>

<b>(23) Geoff Richardson</b>				
1	1:04.709		34.491	30.218
2	<b>1:02.914</b>	-1.795	<b>32.749</b>	<b>30.165</b>
3	1:03.608	+0.694	33.125	30.483
4	1:03.627	+0.019	33.330	30.297
5	1:03.967	+0.340	33.428	30.539
6	1:03.682	-0.285	33.005	30.677
7	1:03.657	-0.025	33.179	30.478
8	1:03.746	+0.089	33.184	30.562
9	1:03.868	+0.122	33.367	30.501
10	1:03.203	-0.665	32.937	30.266

<b>(22) Peter Barrable</b>				
1	1:06.331		36.434	<b>29.897</b>
2	<b>1:03.046</b>	-3.285	33.109	29.937
3	1:03.345	+0.299	33.220	30.125
4	1:03.120	-0.225	33.102	30.018
5	1:03.081	-0.039	<b>32.901</b>	30.180
6	1:03.625	+0.544	33.153	30.472
7	1:03.740	+0.115	33.304	30.436
8	1:03.641	-0.099	33.254	30.387
9	1:03.946	+0.305	33.526	30.420
10	1:03.242	-0.704	33.106	30.136

<b>(88) Robert Barrable</b>				
1	1:08.041		36.642	31.399
2	1:03.337	-4.704	33.042	30.295
3	<b>1:02.896</b>	-0.441	<b>32.751</b>	<b>30.145</b>
4	1:03.275	+0.379	32.947	30.328
5	1:03.290	+0.015	33.009	30.281
6	1:03.436	+0.146	33.058	30.378
7	1:03.367	-0.069	32.919	30.448
8	1:03.461	+0.094	33.075	30.386
9	1:03.204	-0.257	32.922	30.282
10	1:03.279	+0.075	32.957	30.322

<b>(37) Ivor Greenwood</b>				
1	1:06.345		35.507	30.838
2	1:06.591	+0.246	35.364	31.227
3	<b>1:04.114</b>	-2.477	<b>33.173</b>	30.941
4	1:06.218	+2.104	34.788	31.430
5	1:05.369	-0.849	34.656	<b>30.713</b>
6	1:05.433	+0.064	34.279	31.154
7	1:05.607	+0.174	34.264	31.343
8	1:05.054	-0.553	33.820	31.234
9	1:05.518	+0.464	33.798	31.720
10	1:05.202	-0.316	34.237	30.965

<b>(24) Greg Richardson</b>				
1	1:08.714		37.244	31.470
2	<b>1:04.484</b>	-4.230	<b>33.494</b>	30.990
3	1:04.956	+0.472	34.323	<b>30.633</b>
4	1:05.423	+0.467	34.129	31.294
5	1:05.449	+0.026	34.525	30.924
6	1:05.714	+0.265	33.911	31.803
7	1:05.590	-0.124	34.059	31.531
8	1:04.864	-0.726	33.921	30.943
9	1:04.973	+0.109	33.540	31.433
10	1:05.664	+0.691	34.590	31.074

Lap	Lap Tm	Gap	S1 Tm	S2 Tm
<b>(16) Gordon Brown</b>				
1	1:08.720		37.003	31.717
2	1:05.276	-3.444	34.094	31.182
3	<b>1:04.881</b>	-0.395	33.961	30.920
4	1:05.104	+0.223	33.901	31.203
5	1:05.508	+0.404	34.691	<b>30.817</b>
6	1:05.085	-0.423	34.027	31.058
7	1:05.650	+0.565	34.237	31.413
8	1:05.217	-0.433	<b>33.890</b>	31.327
9	1:05.408	+0.191	33.996	31.412
10	1:06.182	+0.774	34.544	31.638

<b>(35) Richard Kearney</b>				
1	1:06.631		35.439	31.192
2	1:06.068	-0.563	35.045	31.023
3	1:05.222	-0.846	34.369	<b>30.853</b>
4	1:05.677	+0.455	34.322	31.355
5	1:06.562	+0.885	35.466	31.096
6	1:05.207	-1.355	34.013	31.194
7	1:05.447	+0.240	33.979	31.468
8	1:05.463	+0.016	34.372	31.091
9	<b>1:05.025</b>	-0.438	<b>33.948</b>	31.077
10	1:07.644	+2.619	35.951	31.693

<b>(8) Ruairi O'Dowd</b>				
1	1:08.497		37.045	31.452
2	1:07.379	-1.118	34.693	32.686
3	1:06.676	-0.703	35.201	31.475
4	1:06.558	-0.118	34.819	31.739
5	1:06.391	-0.167	34.826	31.565
6	1:06.163	-0.228	<b>34.444</b>	31.719
7	<b>1:05.727</b>	-0.436	34.586	<b>31.141</b>
8	1:05.867	+0.140	34.530	31.337
9	1:06.537	+0.670	34.805	31.732
10	1:06.816	+0.279	34.891	31.925

<b>(63) Derek Hogan</b>				
1	1:08.846		36.985	<b>31.861</b>
2	<b>1:07.862</b>	-0.984	<b>35.237</b>	32.625
3	1:18.396	+10.534	45.456	32.940
4	1:44.781	+26.385	1:08.379	36.402
5	1:13.818	-30.963	37.552	36.266

Results provisional until the conclusion of judicial & technical matters Orbits

Clerk of the Course:

Results available on [www.Timing.ie](http://www.Timing.ie)

Chief Timekeeper:



# CKMC Race Meeting

Sorted on best lap time


Ginetta Junior Ireland

Mondello Park National Circuit 1.850 km

Qualifying

10/10/2020 10:45

Qualifying (15:00 Time) started at 10:39:55



Pos	No.	Name	Make	Laps	Best Tm	In Lap	Diff	Gap	Best Speed	2nd Best
1	86	Jack Byrne	Ginetta G20 / 1400cc	14	1:05.992	12			100.921	1:06.108
2	15	Karl O'Brien	Ginetta G20 / 1400cc	14	1:06.199	8	0.207	0.207	100.606	1:06.290
3	32	Sé Og Martin	Ginetta G20 / 1400cc	12	1:06.982	6	0.990	0.783	99.430	1:06.995
4	8	Sean McGovern	Ginetta G20 / 1400cc	14	1:07.102	13	1.110	0.120	99.252	1:07.303
5	26	Ethan Campbell	Ginetta G20 / 1400cc	12	1:09.293	5	3.301	2.191	96.114	1:09.333
6	9	Charlotte Fenton	Ginetta G20 / 1400cc	11	1:16.801	11	10.809	7.508	86.718	1:17.046

Results provisional until the conclusion of judicial & technical matters

Orbits

Clerk of the Course:

Chief Timekeeper:

Results available on [www.Timing.ie](http://www.Timing.ie)



# CKMC Race Meeting

Ginetta Junior Ireland

Mondello Park National Circuit 1.850 km

Qualifying

10/10/2020 10:45

Qualifying (15:00 Time) started at 10:39:55

Lap	Lap Tm	Gap	S1 Tm	S2 Tm
<b>(86) Jack Byrne</b>				
1	1:09.885			32.421
2	1:09.382	-0.503	35.571	33.811
3	1:09.046	-0.336	36.021	33.025
4	1:06.653	-2.393	34.877	31.776
5	1:06.469	-0.184	34.599	31.870
6	1:06.518	+0.049	34.686	31.832
7	1:06.162	-0.356	34.516	31.646
8	1:06.168	+0.006	34.477	31.691
9	1:09.852	+3.684	34.885	34.967
10	1:07.011	-2.841	35.276	31.735
11	1:06.161	-0.850	34.549	<b>31.612</b>
12	<b>1:05.992</b>	-0.169	<b>34.322</b>	31.670
13	1:06.108	+0.116	34.419	31.689
14	1:06.264	+0.156	34.407	31.857

Lap	Lap Tm	Gap	S1 Tm	S2 Tm
10	1:10.196	+0.858	36.291	33.905
11	1:09.575	-0.621	36.296	33.279
12	1:09.394	-0.181	36.257	<b>33.137</b>
<b>(9) Charlotte Fenton</b>				
1	1:27.930			40.905
2	1:22.298	-5.632	43.435	38.863
3	1:18.306	-3.992	40.638	37.668
4	1:17.312	-0.994	40.583	<b>36.729</b>
5	1:17.846	+0.534	40.580	37.266
6	1:17.830	-0.016	40.938	36.892
7	1:18.146	+0.316	41.127	37.019
8	1:20.620	+2.474	42.069	38.551
9	1:17.433	-3.187	40.449	36.984
10	1:17.046	-0.387	40.306	36.740
11	<b>1:16.801</b>	-0.245	<b>39.901</b>	36.900

<b>(15) Karl O'Brien</b>				
1	1:09.767			32.278
2	1:07.043	-2.724	34.831	32.212
3	1:08.223	+1.180	35.603	32.620
4	1:06.941	-1.282	34.737	32.204
5	1:06.984	+0.043	34.927	32.057
6	1:06.584	-0.400	34.657	31.927
7	1:06.302	-0.282	34.512	31.790
8	<b>1:06.199</b>	-0.103	34.426	<b>31.773</b>
9	1:08.278	+2.079	36.192	32.086
10	1:06.969	-1.309	35.120	31.849
11	1:06.290	-0.679	<b>34.421</b>	31.869
12	1:06.300	+0.010	34.428	31.872
13	1:06.408	+0.108	34.505	31.903
14	1:06.457	+0.049	34.561	31.896

<b>(32) Sé Og Martin</b>				
1	1:10.397			32.543
2	1:08.585	-1.812	36.092	32.493
3	1:08.494	-0.091	35.743	32.751
4	1:07.831	-0.663	35.347	32.484
5	1:07.975	+0.144	35.547	32.428
6	<b>1:06.982</b>	-0.993	34.958	32.024
7	1:07.055	+0.073	35.097	31.958
8	1:06.995	-0.060	35.053	<b>31.942</b>
9	1:07.125	+0.130	35.016	32.109
10	1:07.337	+0.212	35.037	32.300
11	1:07.110	-0.227	<b>34.941</b>	32.169
12	1:07.186	+0.076	35.095	32.091

<b>(8) Sean McGovern</b>				
1	1:11.314			33.189
2	1:08.300	-3.014	35.519	32.781
3	1:08.367	+0.067	35.701	32.666
4	1:07.577	-0.790	35.006	32.571
5	1:08.207	+0.630	35.531	32.676
6	1:07.486	-0.721	35.088	32.398
7	1:07.475	-0.011	35.277	<b>32.198</b>
8	1:07.356	-0.119	35.049	32.307
9	1:07.590	+0.234	35.307	32.283
10	1:08.156	+0.566	35.050	33.106
11	1:07.303	-0.853	34.896	32.407
12	1:08.947	+1.644	36.575	32.372
13	<b>1:07.102</b>	-1.845	<b>34.855</b>	32.247
14	1:08.455	+1.353	36.197	32.258

<b>(26) Ethan Campbell</b>				
1	1:14.288			34.776
2	1:23.815	+9.527	47.377	36.438
3	1:13.434	-10.381	37.069	36.365
4	1:10.536	-2.898	36.275	34.261
5	<b>1:09.293</b>	-1.243	<b>35.722</b>	33.571
6	1:10.072	+0.779	36.152	33.920
7	1:09.351	-0.721	35.840	33.511
8	1:09.333	-0.018	35.891	33.442
9	1:09.338	+0.005	36.085	33.253

Results provisional until the conclusion of judicial & technical matters

Orbits

Clerk of the Course: \_\_\_\_\_

\_\_\_\_\_

Chief Timekeeper: \_\_\_\_\_

Results available on www.Timing.ie



# CKMC Race Meeting


Ginetta Junior Ireland

Mondello Park National Circuit 1.850 km

Race 1

10/10/2020 14:10

Race (15:00 Time) started at 14:16:11



3  
2  
1

1:09.293 <b>26 Ethan Campbell</b> 5
1:06.982 <b>32 Sé Og Martin</b> 3
1:05.992 <b>86 Jack Byrne</b> 1

POLE POSITION

1:16.801 <b>9 Charlotte Fenton</b> 6
1:07.102 <b>8 Sean McGovern</b> 4
1:06.199 <b>15 Karl O'Brien</b> 2



Results provisional until the conclusion of judicial & technical matters Orbits

Clerk of the Course:

Chief Timekeeper:

Results available on [www.Timing.ie](http://www.Timing.ie)





# CKMC Race Meeting

Sorted on Laps

Ginetta Junior Ireland

Mondello Park National Circuit 1.850 km

Race 1

10/10/2020 14:10

Race (15:00 Time) started at 14:16:11

Pos	No.	Name	Make	Laps	Diff	Gap	Total Tm	Best Tm	Best Speed	In Lap
1	86	Jack Byrne	Ginetta G20 / 1400cc	13			15:05.890	1:06.782	99.727	13
2	8	Sean McGovern	Ginetta G20 / 1400cc	13	8.557	8.557	15:14.447	1:07.313	98.941	9
3	32	Sé Og Martin	Ginetta G20 / 1400cc	13	9.873	1.316	15:15.763	1:06.755	99.768	13
4	26	Ethan Campbell	Ginetta G20 / 1400cc	13	58.746	48.873	16:04.636	1:10.045	95.082	13
5	9	Charlotte Fenton	Ginetta G20 / 1400cc	12	1 Lap	1 Lap	16:20.849	1:19.173	84.120	10
Not classified										
DNF	15	Karl O'Brien	Ginetta G20 / 1400cc	9	DNF		10:44.784	1:06.861	99.610	8

Margin of Victory	Avg. Speed	Best Lap Tm	Best Speed	Best Lap by
8.557	95.575	1:06.755	99.768	32 - Sé Og Martin

Results provisional until the conclusion of judicial & technical matters

Orbits

Clerk of the Course:

Chief Timekeeper:



# CKMC Race Meeting

Ginetta Junior Ireland

Mondello Park National Circuit 1.850 km

Race 1

10/10/2020 14:10

Race (15:00 Time) started at 14:16:11

Lap	Lap Tm	Gap	S1 Tm	S2 Tm
<b>(86) Jack Byrne</b>				
1	1:22.062		44.998	37.064
2	1:16.347	-5.715	41.313	35.034
3	1:12.873	-3.474	39.137	33.736
4	1:10.640	-2.233	37.822	32.818
5	1:08.394	-2.246	36.258	32.136
6	1:07.401	-0.993	35.416	31.985
7	1:06.981	-0.420	34.994	31.987
8	1:06.896	-0.085	34.903	31.993
9	1:06.889	-0.007	34.975	31.914
10	1:06.866	-0.023	35.056	<b>31.810</b>
11	1:06.831	-0.035	34.909	31.922
12	1:06.928	+0.097	34.990	31.938
13	<b>1:06.782</b>	-0.146	<b>34.888</b>	31.894

Lap	Lap Tm	Gap	S1 Tm	S2 Tm
12	1:19.473	-2.602	41.829	37.644
<b>(15) Karl O'Brien</b>				
1	1:21.747		44.725	37.022
2	1:16.286	-5.461	40.679	35.607
3	1:12.415	-3.871	38.606	33.809
4	1:09.920	-2.495	37.064	32.856
5	1:08.242	-1.678	35.797	32.445
6	1:07.520	-0.722	35.399	<b>32.121</b>
7	1:14.534	+7.014		
8	<b>1:06.861</b>	-7.673		32.159
9	1:07.027	+0.166	<b>34.818</b>	32.209

<b>(8) Sean McGovern</b>				
1	1:22.808		45.032	37.776
2	1:17.027	-5.781	41.615	35.412
3	1:13.852	-3.175	39.778	34.074
4	1:10.155	-3.697	37.241	32.914
5	1:08.861	-1.294	36.403	32.458
6	1:07.655	-1.206	35.238	32.417
7	1:07.663	+0.008	35.178	32.485
8	1:08.024	+0.361	35.252	32.772
9	<b>1:07.313</b>	-0.711	<b>35.043</b>	32.270
10	1:07.469	+0.156	35.227	32.242
11	1:07.536	+0.067	35.260	32.276
12	1:07.322	-0.214	35.106	<b>32.216</b>
13	1:07.795	+0.473	35.346	32.449

<b>(32) Sé Og Martin</b>				
1	1:22.359		45.195	37.164
2	1:16.256	-6.103	40.921	35.335
3	1:13.166	-3.090	39.172	33.994
4	1:10.165	-3.001	37.602	32.563
5	1:08.817	-1.348	36.473	32.344
6	1:07.655	-1.162	35.271	32.384
7	1:07.103	-0.552	35.063	32.040
8	1:07.573	+0.470	35.056	32.517
9	1:13.203	+5.630		
10	1:07.547	-5.656		32.497
11	1:07.168	-0.379	35.145	<b>32.023</b>
12	1:07.227	+0.059	34.937	32.290
13	<b>1:06.755</b>	-0.472	<b>34.671</b>	32.084

<b>(26) Ethan Campbell</b>				
1	1:25.906		46.131	39.775
2	1:18.329	-7.577	42.041	36.288
3	1:16.270	-2.059	40.439	35.831
4	1:13.748	-2.522	38.646	35.102
5	1:12.744	-1.004	38.033	34.711
6	1:12.124	-0.620	37.290	34.834
7	1:11.890	-0.234	37.764	34.126
8	1:11.300	-0.590	37.391	33.909
9	1:11.841	+0.541	37.593	34.248
10	1:13.236	+1.395	37.916	35.320
11	1:10.897	-2.339	36.983	33.914
12	1:13.825	+2.928	40.162	33.663
13	<b>1:10.045</b>	-3.780	<b>36.466</b>	<b>33.579</b>

<b>(9) Charlotte Fenton</b>				
1	1:28.383		48.114	40.269
2	1:22.064	-6.319	43.055	39.009
3	1:21.438	-0.626	42.604	38.834
4	1:21.077	-0.361	42.671	38.406
5	1:20.979	-0.098	42.487	38.492
6	1:20.264	-0.715	42.175	38.089
7	1:22.410	+2.146	42.014	40.396
8	1:20.036	-2.374	41.788	38.248
9	1:20.435	+0.399	42.117	38.318
10	<b>1:19.173</b>	-1.262	<b>41.734</b>	<b>37.439</b>
11	1:22.075	+2.902	44.206	37.869

Results provisional until the conclusion of judicial & technical matters

Orbits

Clerk of the Course:
----------------------

Results available on <a href="http://www.Timing.ie">www.Timing.ie</a>
---

Chief Timekeeper:
-------------------



# CKMC Race Meeting


Ginetta Junior Ireland

Mondello Park National Circuit 1.850 km

Race 2

10/10/2020 16:10

Race (15:00 Time)



3

2

1

1:09.333  
26 Ethan Campbell

1:06.995  
32 Sé Og Martin

1:06.108  
86 Jack Byrne

1:17.046  
9 Charlotte Fenton

1:07.303  
8 Sean McGovern

1:06.290  
15 Karl O'Brien

5

3

1

6

4

2

POLE POSITION



Results provisional until the conclusion of judicial & technical matters

Orbits

Clerk of the Course:

Chief Timekeeper:

Results available on [www.Timing.ie](http://www.Timing.ie)



# CKMC Race Meeting

Sorted on Laps


Ginetta Junior Ireland

Mondello Park National Circuit 1.850 km

Race 2

10/10/2020 15:45

Race (15:00 Time) started at 15:59:05



Pos	No.	Name	Make	Laps	Diff	Gap	Total Tm	Best Tm	Best Speed	In Lap
1	86	Jack Byrne	Ginetta G20 / 1400cc	14			15:41.808	1:06.456	100.217	7
2	15	Karl O'Brien	Ginetta G20 / 1400cc	14	0.033	0.033	15:41.841	1:06.347	100.381	13
3	8	Sean McGovern	Ginetta G20 / 1400cc	14	13.666	13.633	15:55.474	1:07.393	98.823	9
4	26	Ethan Campbell	Ginetta G20 / 1400cc	14	50.798	37.132	16:32.606	1:09.856	95.339	5
5	9	Charlotte Fenton	Ginetta G20 / 1400cc	12	2 Laps	2 Laps	16:13.012	1:18.614	84.718	9
Not classified										
DNF	32	Sé Og Martin	Ginetta G20 / 1400cc	8	DNF		10:23.688	1:13.933	90.082	2

Margin of Victory	Avg. Speed	Best Lap Tm	Best Speed	Best Lap by
0.033	99.001	1:06.347	100.381	15 - Karl O'Brien

Results provisional until the conclusion of judicial & technical matters

Orbits

Clerk of the Course:

Chief Timekeeper:

Chief Timekeeper:



# CKMC Race Meeting

Ginetta Junior Ireland

Mondello Park National Circuit 1.850 km

Race 2

10/10/2020 15:45

Race (15:00 Time) started at 15:59:05

Lap	Lap Tm	Gap	S1 Tm	S2 Tm
<b>(86) Jack Byrne</b>				
1	1:11.940		39.443	32.497
2	1:07.809	-4.131	35.662	32.147
3	1:06.937	-0.872	35.004	31.933
4	1:06.656	-0.281	34.926	<b>31.730</b>
5	1:06.665	+0.009	34.827	31.838
6	1:06.614	-0.051	34.792	31.822
7	<b>1:06.456</b>	-0.158	34.625	31.831
8	1:06.477	+0.021	34.628	31.849
9	1:06.559	+0.082	34.768	31.791
10	1:07.044	+0.485	35.141	31.903
11	1:06.599	-0.445	<b>34.616</b>	31.983
12	1:07.900	+1.301	35.280	32.620
13	1:06.518	-1.382	34.661	31.857
14	1:07.634	+1.116	35.079	32.555

Lap	Lap Tm	Gap	S1 Tm	S2 Tm
8	1:19.039	-2.184	41.482	37.557
9	<b>1:18.614</b>	-0.425	<b>40.909</b>	37.705
10	1:20.196	+1.582	42.712	37.484
11	1:18.907	-1.289	41.664	<b>37.243</b>
12	1:18.830	-0.077	41.019	37.811

Lap	Lap Tm	Gap	S1 Tm	S2 Tm
<b>(32) Sé Og Martin</b>				
1	1:16.118		40.665	35.453
2	<b>1:13.933</b>	-2.185	<b>39.048</b>	<b>34.885</b>
3	1:15.644	+1.711	39.531	36.113
4	1:15.624	-0.020	40.063	35.561
5	1:15.047	-0.577	39.180	35.867
6	1:18.090	+3.043	40.292	37.798
7	1:19.446	+1.356	41.740	37.706
8	1:28.908	+9.462	44.209	44.699

Lap	Lap Tm	Gap	S1 Tm	S2 Tm
<b>(15) Karl O'Brien</b>				
1	1:12.653		39.944	32.709
2	1:07.612	-5.041	35.487	32.125
3	1:07.032	-0.580	35.058	31.974
4	1:06.667	-0.365	34.722	31.945
5	1:06.538	-0.129	34.676	31.862
6	1:06.687	+0.149	34.898	31.789
7	1:06.558	-0.129	34.754	31.804
8	1:06.759	+0.201	34.756	32.003
9	1:06.373	-0.386	<b>34.637</b>	31.736
10	1:06.859	+0.486	34.905	31.954
11	1:06.702	-0.157	34.730	31.972
12	1:07.507	+0.805	34.881	32.626
13	<b>1:06.347</b>	-1.160	34.644	<b>31.703</b>
14	1:07.281	+0.934	34.899	32.382

Lap	Lap Tm	Gap	S1 Tm	S2 Tm
<b>(8) Sean McGovern</b>				
1	1:12.317		39.506	32.811
2	1:08.625	-3.692	36.006	32.619
3	1:07.663	-0.962	35.274	32.389
4	1:07.423	-0.240	35.211	<b>32.212</b>
5	1:07.579	+0.156	35.354	32.225
6	1:08.354	+0.775	<b>35.073</b>	33.281
7	1:08.034	-0.320	35.679	32.355
8	1:07.620	-0.414	35.325	32.295
9	<b>1:07.393</b>	-0.227	35.119	32.274
10	1:08.590	+1.197	35.781	32.809
11	1:07.611	-0.979	35.305	32.306
12	1:07.544	-0.067	35.227	32.317
13	1:07.953	+0.409	35.544	32.409
14	1:07.564	-0.389	35.288	32.276

Lap	Lap Tm	Gap	S1 Tm	S2 Tm
<b>(26) Ethan Campbell</b>				
1	1:15.296		40.187	35.109
2	1:11.007	-4.289	37.200	33.807
3	1:10.770	-0.237	37.027	33.743
4	1:10.729	-0.041	37.066	33.663
5	<b>1:09.856</b>	-0.873	36.469	<b>33.387</b>
6	1:10.513	+0.657	36.953	33.560
7	1:10.057	-0.456	36.334	33.723
8	1:11.021	+0.964	37.483	33.538
9	1:10.004	-1.017	36.292	33.712
10	1:11.564	+1.560	37.651	33.913
11	1:09.976	-1.588	36.435	33.541
12	1:09.891	-0.085	<b>36.215</b>	33.676
13	1:09.925	+0.034	36.446	33.479
14	1:10.407	+0.482	36.496	33.911

Lap	Lap Tm	Gap	S1 Tm	S2 Tm
<b>(9) Charlotte Fenton</b>				
1	1:24.072		44.802	39.270
2	1:21.978	-2.094	42.442	39.536
3	1:22.473	+0.495	42.771	39.702
4	1:21.503	-0.970	42.941	38.562
5	1:23.386	+1.883	44.274	39.112
6	1:19.990	-3.396	41.834	38.156
7	1:21.223	+1.233	42.721	38.502

Results provisional until the conclusion of judicial & technical matters Orbits

Clerk of the Course:

Results available on [www.Timing.ie](http://www.Timing.ie)

Chief Timekeeper:



# CKMC Race Meeting

Sorted on best lap time


Formula BOSS Ireland

Mondello Park National Circuit 1.850 km

Qualifying

10/10/2020 11:05

Qualifying (15:00 Time) started at 10:57:16



Pos	No.	Name	Make	Laps	Best Tm	In Lap	Diff	Gap	Best Speed	2nd Best
1	19	Cian Carey	Dallara F317 / 2000cc	17	50.535	14			131.790	50.976
2	10 *	Paul O'Connell	Dallara F3 / 2000cc	7	50.653	5	0.118	0.118	131.483	51.174
3	46	Michael Roche	Dallara F306 / 2000cc	17	52.372	17	1.837	1.719	127.167	52.394
4	5	Fergus Faherty	Dallara F3 / 2000cc	15	52.594	12	2.059	0.222	126.630	52.704
5	121	Joe Courtney	Dallara F308 / 2000cc	11	53.201	11	2.666	0.607	125.186	54.164
6	31	Sylvie Mullins	Gould GR37 / 4000cc	16	53.682	15	3.147	0.481	124.064	53.879
7	51	Eamon Matheson	Matheson / 2000cc	8	54.005	8	3.470	0.323	123.322	54.766
8	18	Tom Gaughran	Radical SR8 / 2700cc	16	54.734	10	4.199	0.729	121.679	54.912
9	39	Peter Dwyer	Lola F3000 / 3000cc	15	55.834	13	5.299	1.100	119.282	55.986
10	6	Gary Graham	Formula Renault / 2000cc	14	58.943	12	8.408	3.109	112.991	58.946

### Announcements

No.10 Paul O'Connell - No transponder signal detected laps 1-6

Results provisional until the conclusion of judicial & technical matters

Orbits

Clerk of the Course:

Chief Timekeeper:



# CKMC Race Meeting

Formula BOSS Ireland

Mondello Park National Circuit 1.850 km

Qualifying

10/10/2020 11:05

Qualifying (15:00 Time) started at 10:57:16

Lap	Lap Tm	Gap	S1 Tm	S2 Tm
<b>(19) Cian Carey</b>				
1	1:09.589			31.121
2	59.393	-10.196		28.110
3	2:08.556	+1:09.163	31.283	
4	59.562	-1:08.994		26.447
5	53.649	-5.913	28.146	25.503
6	52.555	-1.094	27.534	25.021
7	52.407	-0.148	27.365	25.042
8	51.872	-0.535	26.992	24.880
9	52.662	+0.790	27.518	25.144
10	52.105	-0.557	27.230	24.875
11	51.272	-0.833	26.769	24.503
12	52.167	+0.895	27.408	24.759
13	50.997	-1.170	26.543	24.454
14	<b>50.535</b>	-0.462	<b>26.290</b>	<b>24.245</b>
15	52.873	+2.338	26.363	26.510
16	50.976	-1.897	26.519	24.457
17	51.222	+0.246	26.576	24.646

<b>(10) Paul O'Connell</b>				
1	53.735			
2	55.648	+1.913		
3	3:17.551	+2:21.903		
4	51.762	-2:25.789		
5	<b>50.653</b>	-1.109		
6	51.174	+0.521		
7	55.719	+4.545	29.667	<b>26.052</b>

<b>(46) Michael Roche</b>				
1	1:08.035			30.260
2	59.198	-8.837	31.443	27.755
p3	3:00.707	+2:01.509	29.981	
4	1:01.749	-1:58.958		28.209
5	54.841	-6.908	28.896	25.945
6	53.836	-1.005	28.395	25.441
7	53.497	-0.339	28.101	25.396
8	52.394	-1.103	27.480	24.914
9	52.769	+0.375	<b>27.346</b>	25.423
10	52.754	-0.015	27.701	25.053
11	52.699	-0.055	27.456	25.243
12	59.178	+6.479	30.799	28.379
13	52.919	-6.259	27.810	25.109
14	53.981	+1.062	28.484	25.497
15	52.624	-1.357	27.431	25.193
16	53.286	+0.662	27.919	25.367
17	<b>52.372</b>	-0.914	27.575	<b>24.797</b>

<b>(5) Fergus Faherty</b>				
1	1:14.365			31.583
2	2:02.601	+48.236		
3	1:03.026	-59.575		28.110
4	1:01.369	-1.657	29.475	31.894
5	55.565	-5.804	29.398	26.167
6	1:01.056	+5.491	34.334	26.722
7	54.213	-6.843	28.400	25.813
8	1:08.399	+14.186	28.057	40.342
9	54.410	-13.989	28.963	25.447
10	52.950	-1.460	27.721	25.229
11	52.932	-0.018	27.681	25.251
12	<b>52.594</b>	-0.338	27.630	<b>24.964</b>
13	52.704	+0.110	<b>27.580</b>	25.124
14	1:10.624	+17.920	44.778	25.846
15	52.793	-17.831	27.731	25.062

<b>(121) Joe Courtney</b>				
1	1:11.263			31.032
2	1:02.320	-8.943	32.968	29.352
p3	2:55.546	+1:53.226	33.295	
4	1:03.078	-1:52.468		28.507
5	59.952	-3.126	29.061	30.891
6	56.694	-3.258	30.346	26.348
7	1:23.039	+26.345	56.208	26.831

8	56.893	-26.146	28.441	28.452
9	54.474	-2.419	28.628	25.846
10	54.164	-0.310	28.417	25.747
11	<b>53.201</b>	-0.963	<b>27.731</b>	<b>25.470</b>

<b>(31) Sylvie Mullins</b>				
1	1:12.772			31.841
2	1:02.162	-10.610	32.388	29.774
p3	2:57.422	+1:55.260		
4	1:04.821	-1:52.601		29.539
5	56.545	-8.276	29.799	26.746
6	55.452	-1.093	29.356	26.096
7	59.778	+4.326	32.810	26.968
8	54.530	-5.248	28.769	25.761
9	54.020	-0.510	28.724	<b>25.296</b>
10	53.933	-0.087	28.396	25.537
11	54.239	+0.306	28.931	25.308
12	56.149	+1.910	29.548	26.601
13	53.879	-2.270	28.475	25.404
14	1:01.908	+8.029	32.677	29.231
15	<b>53.682</b>	-8.226	<b>28.231</b>	25.451
16	54.482	+0.800	28.259	26.223

<b>(51) Eamon Matheson</b>				
1	1:19.336			34.160
2	58.197	-21.139	31.052	27.145
3	2:38.211	+1:40.014		
4	1:08.008	-1:30.203		29.327
5	55.377	-12.631	<b>27.921</b>	27.456
6	54.766	-0.611	28.993	25.773
7	54.917	+0.151	28.471	26.446
8	<b>54.005</b>	-0.912	28.520	<b>25.485</b>

<b>(18) Tom Gaughran</b>				
1	1:11.511			31.797
2	1:05.452	-6.059	34.304	31.148
p3	2:49.894	+1:44.442		
4	1:03.588	-1:46.306		28.644
5	56.927	-6.661	30.022	26.905
6	56.089	-0.838	29.572	26.517
7	55.489	-0.600	29.184	26.305
8	55.358	-0.131	29.237	26.121
9	54.912	-0.446	28.800	26.112
10	<b>54.734</b>	-0.178	<b>28.684</b>	<b>26.050</b>
11	55.487	+0.753	28.961	26.526
12	55.157	-0.330	28.760	26.397
13	55.279	+0.122	28.944	26.335
14	55.677	+0.398	29.270	26.407
15	55.698	+0.021	29.410	26.288
16	55.660	-0.038	28.915	26.745

<b>(39) Peter Dwyer</b>				
1	1:19.586			39.136
p2	3:48.738	+2:29.152	40.392	
3	1:06.787	-2:41.951		29.892
4	57.982	-8.805	30.718	27.264
5	57.912	-0.070	30.232	27.680
6	59.885	+1.973	31.680	28.205
7	58.142	-1.743	30.633	27.509
8	57.378	-0.764	29.527	27.851
9	57.532	+0.154	30.298	27.234
10	57.387	-0.145	30.333	27.054
11	56.323	-1.064	29.385	26.938
12	55.986	-0.337	29.324	26.662
13	<b>55.834</b>	-0.152	<b>29.275</b>	<b>26.559</b>
14	58.831	+2.997	29.696	29.135
15	56.641	-2.190	29.778	26.863

<b>(6) Gary Graham</b>				
1	1:16.769			34.048
p2	3:44.983	+2:28.214		
3	1:10.101	-2:34.882		31.776
4	1:03.750	-6.351	34.624	29.126

Results provisional until the conclusion of judicial & technical matters

Orbits

Clerk of the Course:

Results available on www.Timing.ie

Chief Timekeeper:



# CKMC Race Meeting


Formula BOSS Ireland

Mondello Park National Circuit 1.850 km

Qualifying

10/10/2020 11:05

Qualifying (15:00 Time) started at 10:57:16



Lap	Lap Tm	Gap	S1 Tm	S2 Tm
5	1:02.247	-1.503	33.104	29.143
6	1:05.217	+2.970	34.937	30.280
7	1:00.408	-4.809	31.645	28.763
8	59.506	-0.902	31.076	28.430
9	59.167	-0.339	31.054	<b>28.113</b>
10	59.437	+0.270	30.813	28.624
11	1:00.313	+0.876	31.917	28.396
12	<b>58.943</b>	-1.370	30.582	28.361
13	58.946	+0.003	30.660	28.286
14	59.162	+0.216	<b>30.419</b>	28.743

Lap	Lap Tm	Gap	S1 Tm	S2 Tm

Results provisional until the conclusion of judicial & technical matters Orbits

Clerk of the Course:

Chief Timekeeper:

Results available on [www.Timing.ie](http://www.Timing.ie)





# CKMC Race Meeting


Formula BOSS Ireland

Mondello Park National Circuit 1.850 km

Race 1

10/10/2020 14:55

Race (15:00 Time)



<b>5</b>	55.834 <b>39 Peter Dwyer</b>
	<b>9</b>
<b>4</b>	54.005 <b>51 Eamon Matheson</b>
	<b>7</b>
<b>3</b>	53.201 <b>121 Joe Courtney</b>
	<b>5</b>
<b>2</b>	52.372 <b>46 Michael Roche</b>
	<b>3</b>
<b>1</b>	50.535 <b>19 Cian Carey</b>
	<b>1</b>

POLE POSITION

58.943 <b>6 Gary Graham</b>
<b>10</b>
54.734 <b>18 Tom Gaughran</b>
<b>8</b>
53.682 <b>31 Sylvie Mullins</b>
<b>6</b>
52.594 <b>5 Fergus Faherty</b>
<b>4</b>
50.653 <b>10 Paul O'Connell</b>
<b>2</b>



Results provisional until the conclusion of judicial & technical matters

Orbits

Clerk of the Course:

Chief Timekeeper:

Results available on [www.Timing.ie](http://www.Timing.ie)



# CKMC Race Meeting

Sorted on Laps


Formula BOSS Ireland

Mondello Park National Circuit 1.850 km

Race 1

10/10/2020 14:55

Race (15:00 Time) started at 15:03:22



Pos	No.	Name	Make	Laps	Diff	Gap	Total Tm	Best Tm	Best Speed	In Lap
1	5	Fergus Faherty	Dallara F3 / 2000cc	16			15:36.386	53.142	125.325	12
2	31	Sylvie Mullins	Gould GR37 / 4000cc	16	0.086	0.086	15:36.472	56.053	118.816	14
3	46 *	Michael Roche	Dallara F306 / 2000cc	16	9.329	9.243	15:45.715	56.091	118.736	13
4	19	Cian Carey	Dallara F317 / 2000cc	16	42.640	33.311	16:19.026	52.263	127.432	13
5	39	Peter Dwyer	Lola F3000 / 3000cc	16	46.984	4.344	16:23.370	57.597	115.631	11
6	18	Tom Gaughran	Radical SR8 / 2700cc	16	51.688	4.704	16:28.074	58.924	113.027	6
7	6	Gary Graham	Formula Renault / 2000cc	14	2 Laps	2 Laps	15:41.310	1:01.129	108.950	12
Not classified										
DNF	51	Eamon Matheson	Matheson / 2000cc	13	DNF		14:16.687	1:00.877	109.401	6
DNF	121	Joe Courtney	Dallara F308 / 2000cc	6	DNF		6:11.713	59.016	112.851	5
DNS	10	Paul O'Connell	Dallara F3 / 2000cc		DNS				-	0

### Announcements

No.46 Michael Roche - 10 second jump start penalty.

Margin of Victory	Avg. Speed	Best Lap Tm	Best Speed	Best Lap by
0.086	113.799	52.263	127.432	19 - Cian Carey

Results provisional until the conclusion of judicial & technical matters

Orbits

Clerk of the Course:


Chief Timekeeper:

Results available on [www.Timing.ie](http://www.Timing.ie)



# CKMC Race Meeting

Formula BOSS Ireland

Mondello Park National Circuit 1.850 km

Race 1

10/10/2020 14:55

Race (15:00 Time) started at 15:03:22

Lap	Lap Tm	Gap	S1 Tm	S2 Tm
<b>(5) Fergus Faherty</b>				
1	1:31.065			31.884
2	1:02.920	-28.145	34.435	28.485
3	59.168	-3.752	31.663	27.505
4	57.109	-2.059	30.814	26.295
5	55.690	-1.419	29.570	26.120
6	55.644	-0.046	29.480	26.164
7	54.985	-0.659	28.735	26.250
8	54.262	-0.723	28.868	25.394
9	56.374	+2.112	28.900	27.474
10	54.105	-2.269	28.878	25.227
11	53.560	-0.545	28.394	25.166
12	<b>53.142</b>	-0.418	<b>28.025</b>	25.117
13	53.219	+0.077	28.130	<b>25.089</b>
14	53.682	+0.463	28.233	25.449
15	53.789	+0.107	28.272	25.517
16	1:01.125	+7.336	31.818	29.307

<b>(31) Sylvie Mullins</b>				
1	1:01.807		33.449	28.358
2	59.743	-2.064	31.919	27.824
3	1:01.178	+1.435	32.799	28.379
4	59.194	-1.984	30.794	28.400
5	58.435	-0.759	31.258	27.177
6	58.345	-0.090	31.031	27.314
7	59.059	+0.714	31.587	27.472
8	58.633	-0.426	31.449	27.184
9	57.022	-1.611	30.085	26.937
10	57.200	+0.178	30.264	26.936
11	57.572	+0.372	30.315	27.257
12	57.600	+0.028	30.703	26.897
13	56.260	-1.340	29.568	26.692
14	<b>56.053</b>	-0.207	29.552	<b>26.501</b>
15	56.676	+0.623	<b>29.218</b>	27.458
16	1:00.708	+4.032	31.697	29.011

<b>(46) Michael Roche</b>				
1	1:02.272		33.825	28.447
2	1:00.120	-2.152	32.309	27.811
3	1:01.131	+1.011	32.788	28.343
4	59.138	-1.993	30.984	28.154
5	58.424	-0.714	31.267	27.157
6	58.320	-0.104	31.029	27.291
7	59.152	+0.832	31.659	27.493
8	57.888	-1.264	31.319	26.569
9	56.938	-0.950	29.945	26.993
10	57.527	+0.589	30.536	26.991
11	56.826	-0.701	30.247	26.579
12	56.786	-0.040	30.062	26.724
13	<b>56.091</b>	-0.695	29.542	<b>26.549</b>
14	56.373	+0.282	<b>29.358</b>	27.015
15	57.826	+1.453	30.238	27.588
16	1:00.903	+3.077	31.999	28.904

<b>(19) Cian Carey</b>				
1	1:06.138			29.810
2	1:01.634	-4.504	33.092	28.542
3	1:00.572	-1.062	32.601	27.971
4	58.321	-2.251	30.915	27.406
5	57.944	-0.377	30.570	27.374
6	58.936	+0.992	31.796	27.140
7	58.771	-0.165	31.846	26.925
8	1:02.241	+3.470	30.808	31.433
9	55.043	-7.198	29.256	25.787
10	53.945	-1.098	28.470	25.475
11	55.272	+1.327	29.198	26.074
12	52.863	-2.409	27.805	25.058
13	<b>52.263</b>	-0.600	<b>27.276</b>	24.987
14	52.925	+0.662	28.015	<b>24.910</b>
15	54.759	+1.834	27.947	26.812
16	1:01.997	+7.238	31.139	30.858

Lap	Lap Tm	Gap	S1 Tm	S2 Tm
<b>(39) Peter Dwyer</b>				
1	1:08.847		37.178	31.669
2	1:04.298	-4.549	33.611	30.687
3	1:02.396	-1.902	32.925	29.471
4	1:02.546	+0.150	33.381	29.165
5	1:00.675	-1.871	31.886	28.789
6	1:00.312	-0.363	31.312	29.000
7	1:02.326	+2.014	32.892	29.434
8	59.877	-2.449	31.888	27.989
9	59.339	-0.538	31.138	28.201
10	58.475	-0.864	30.724	27.751
11	<b>57.597</b>	-0.878	30.685	<b>26.912</b>
12	57.992	+0.395	<b>29.722</b>	28.270
13	57.642	-0.350	30.018	27.624
14	59.815	+2.173	30.241	29.574
15	1:00.818	+1.003	31.285	29.533
16	1:07.822	+7.004	35.626	32.196

<b>(18) Tom Gaughran</b>				
1	1:06.936		36.813	30.123
2	1:02.514	-4.422	33.095	29.419
3	1:01.671	-0.843	32.666	29.005
4	1:00.156	-1.515	32.007	28.149
5	59.132	-1.024	31.282	<b>27.850</b>
6	<b>58.924</b>	-0.208	<b>30.827</b>	28.097
7	1:00.799	+1.875	31.418	29.381
8	1:00.513	-0.286	31.284	29.229
9	1:03.193	+2.680	33.296	29.897
10	1:00.902	-2.291	32.008	28.894
11	1:01.030	+0.128	31.842	29.188
12	1:01.216	+0.186	31.911	29.305
13	59.207	-2.009	30.845	28.362
14	59.989	+0.782	31.443	28.546
15	1:03.484	+3.495	32.836	30.648
16	1:07.529	+4.045	35.010	32.519

<b>(6) Gary Graham</b>				
1	1:12.646		39.516	33.130
2	1:11.668	-0.978	37.691	33.977
3	1:11.823	+0.155	38.522	33.301
4	1:08.836	-2.987	37.279	31.557
5	1:06.561	-2.275	35.430	31.131
6	1:10.106	+3.545	38.747	31.359
7	1:05.013	-5.093	34.692	30.321
8	1:07.430	+2.417	34.389	33.041
9	1:03.772	-3.658	33.798	29.974
10	1:03.509	-0.263	33.813	29.696
11	1:01.647	-1.862	32.594	29.053
12	<b>1:01.129</b>	-0.518	32.224	<b>28.905</b>
13	1:01.278	+0.149	<b>32.038</b>	29.240
14	1:12.730	+11.452	36.025	36.705

<b>(51) Eamon Matheson</b>				
1	1:08.364		37.231	31.133
2	1:04.346	-4.018	34.358	29.988
3	1:02.329	-2.017	32.419	29.910
4	1:01.728	-0.601	32.311	29.417
5	1:01.123	-0.605	32.271	<b>28.852</b>
6	<b>1:00.877</b>	-0.246	<b>31.873</b>	29.004
7	1:06.738	+5.861	35.398	31.340
8	1:03.571	-3.167	34.091	29.480
9	1:05.579	+2.008	33.351	32.228
10	1:07.097	+1.518	35.752	31.345
11	1:12.818	+5.721	37.883	34.935
12	1:09.583	-3.235	36.307	33.276
13	1:10.713	+1.130	36.517	34.196

<b>(121) Joe Courtney</b>				
1	1:07.659		37.183	30.476
2	1:02.972	-4.687	33.080	29.892
3	1:01.398	-1.574	32.259	29.139
4	59.852	-1.546	31.958	<b>27.894</b>
5	<b>59.016</b>	-0.836	31.110	27.906

Results provisional until the conclusion of judicial & technical matters

Orbits

Clerk of the Course:
----------------------

Results available on <a href="http://www.Timing.ie">www.Timing.ie</a>
---

Chief Timekeeper:
-------------------



# CKMC Race Meeting

Formula BOSS Ireland

Mondello Park National Circuit 1.850 km

Race 1

10/10/2020 14:55

Race (15:00 Time) started at 15:03:22

Lap	Lap Tm	Gap	S1 Tm	S2 Tm	Lap	Lap Tm	Gap	S1 Tm	S2 Tm
6	59.656	+0.640	30.773	28.883					

Results provisional until the conclusion of judicial & technical matters

Orbits

Clerk of the Course:

Chief Timekeeper:

Results available on [www.Timing.ie](http://www.Timing.ie)



# CKMC Race Meeting


Formula BOSS Ireland

Mondello Park National Circuit 1.850 km

Race 2

10/10/2020 17:20

Race (15:00 Time)



<b>5</b>	55.986 <b>39 Peter Dwyer</b>
	<b>9</b>
<b>4</b>	54.766 <b>51 Eamon Matheson</b>
	<b>7</b>
<b>3</b>	53.879 <b>31 Sylvie Mullins</b>
	<b>5</b>
<b>2</b>	52.394 <b>46 Michael Roche</b>
	<b>3</b>
<b>1</b>	50.976 <b>19 Cian Carey</b>
	<b>1</b>

POLE POSITION

58.946 <b>6 Gary Graham</b>
<b>10</b>
54.912 <b>18 Tom Gaughran</b>
<b>8</b>
54.164 <b>121 Joe Courtney</b>
<b>6</b>
52.704 <b>5 Fergus Faherty</b>
<b>4</b>
51.174 <b>10 Paul O'Connell</b>
<b>2</b>



Results provisional until the conclusion of judicial & technical matters

Orbits

Clerk of the Course:

Chief Timekeeper:

Results available on [www.Timing.ie](http://www.Timing.ie)



# CKMC Race Meeting

Sorted on Laps


Formula BOSS Ireland

Mondello Park National Circuit 1.850 km

Race 2 (Re-Run)

10/10/2020 17:21

Race (12:00 Time) started at 17:36:47



Pos	No.	Name	Make	Laps	Diff	Gap	Total Tm	Best Tm	Best Speed	In Lap
1	19	Cian Carey	Dallara F317 / 2000cc	12			12:00.799	51.410	129.547	12
2	46	Michael Roche	Dallara F306 / 2000cc	12	6.495	6.495	12:07.294	54.182	122.919	11
3	5	Fergus Faherty	Dallara F3 / 2000cc	12	7.019	0.524	12:07.818	54.010	123.310	11
4	31	Sylvie Mullins	Gould GR37 / 4000cc	12	11.118	4.099	12:11.917	54.301	122.650	12
5	121	Joe Courtney	Dallara F308 / 2000cc	12	12.768	1.650	12:13.567	55.302	120.430	11
6	39	Peter Dwyer	Lola F3000 / 3000cc	12	55.418	42.650	12:56.217	57.679	115.467	6
Not classified										
DNF	18	Tom Gaughran	Radical SR8 / 2700cc	1	DNF		1:02.757	1:01.401	108.467	1

Margin of Victory	Avg. Speed	Best Lap Tm	Best Speed	Best Lap by
6.495	110.877	51.410	129.547	19 - Cian Carey

Results provisional until the conclusion of judicial & technical matters

Orbits

Clerk of the Course:

Chief Timekeeper:

Results available on www.Timing.ie



# CKMC Race Meeting

Formula BOSS Ireland

Mondello Park National Circuit 1.850 km

Race 2 (Re-Run)

10/10/2020 17:21

Race (12:00 Time) started at 17:36:47

Lap	Lap Tm	Gap	S1 Tm	S2 Tm
<b>(19) Cian Carey</b>				
1	59.307		32.089	27.218
2	56.578	-2.729	29.711	26.867
3	56.068	-0.510	29.519	26.549
4	1:25.879	+29.811	47.863	38.016
5	1:22.950	-2.929	45.501	37.449
6	56.360	-26.590	29.699	26.661
7	55.274	-1.086	28.887	26.387
8	55.017	-0.257	29.114	25.903
9	56.019	+1.002	29.257	26.762
10	54.192	-1.827	28.899	25.293
11	51.745	-2.447	27.104	24.641
12	<b>51.410</b>	-0.335	<b>26.910</b>	<b>24.500</b>

Lap	Lap Tm	Gap	S1 Tm	S2 Tm
2	1:02.786	+0.853	33.278	29.508
3	1:03.540	+0.754	33.744	29.796
4	1:12.432	+8.892	34.861	37.571
5	1:21.562	+9.130	45.415	36.147
6	<b>57.679</b>	-23.883	<b>30.321</b>	<b>27.358</b>
7	59.555	+1.876	31.538	28.017
8	1:03.467	+3.912	32.957	30.510
9	1:04.137	+0.670	34.004	30.133
10	1:01.629	-2.508	32.644	28.985
11	1:02.563	+0.934	32.964	29.599
12	1:03.095	+0.532	33.739	29.356

<b>(18) Tom Gaughran</b>				
1	<b>1:01.401</b>		<b>33.433</b>	<b>27.968</b>

<b>(46) Michael Roche</b>				
1	58.964		31.646	27.318
2	56.396	-2.568	29.715	26.681
3	56.124	-0.272	29.669	26.455
4	1:25.397	+29.273	47.357	38.040
5	1:23.116	-2.281	45.685	37.431
6	56.747	-26.369	30.135	26.612
7	55.347	-1.400	28.945	26.402
8	55.080	-0.267	29.106	25.974
9	55.692	+0.612	29.193	26.499
10	55.334	-0.358	29.201	26.133
11	<b>54.182</b>	-1.152	<b>28.393</b>	<b>25.789</b>
12	54.779	+0.597	28.817	25.962

<b>(5) Fergus Faherty</b>				
1	59.330		32.021	27.309
2	56.541	-2.789	29.668	26.873
3	56.314	-0.227	29.410	26.904
4	1:26.410	+30.096	48.133	38.277
5	1:22.404	-4.006	45.258	37.146
6	56.387	-26.017	29.497	26.890
7	55.189	-1.198	28.816	26.373
8	55.042	-0.147	28.984	26.058
9	55.646	+0.604	29.118	26.528
10	55.385	-0.261	29.257	26.128
11	<b>54.010</b>	-1.375	<b>28.046</b>	<b>25.964</b>
12	54.763	+0.753	28.628	26.135

<b>(31) Sylvie Mullins</b>				
1	1:01.414		33.244	28.170
2	55.965	-5.449	29.745	26.220
3	55.844	-0.121	29.587	26.257
4	1:25.657	+29.813	46.656	39.001
5	1:21.774	-3.883	45.289	36.485
6	56.433	-25.341	30.185	26.248
7	55.701	-0.732	29.408	26.293
8	55.620	-0.081	29.547	26.073
9	56.391	+0.771	29.444	26.947
10	55.121	-1.270	29.265	25.856
11	55.118	-0.003	29.169	25.949
12	<b>54.301</b>	-0.817	<b>28.635</b>	<b>25.666</b>

<b>(121) Joe Courtney</b>				
1	59.698		32.639	27.059
2	56.613	-3.085	29.775	26.838
3	58.248	+1.635	31.357	26.891
4	1:24.974	+26.726	46.224	38.750
5	1:21.784	-3.190	44.838	36.946
6	56.996	-24.788	30.484	26.512
7	55.589	-1.407	29.363	26.226
8	56.001	+0.412	29.840	26.161
9	55.850	-0.151	29.339	26.511
10	55.568	-0.282	29.452	<b>26.116</b>
11	<b>55.302</b>	-0.266	<b>29.159</b>	26.143
12	56.015	+0.713	29.467	26.548

<b>(39) Peter Dwyer</b>				
1	1:01.933		33.682	28.251

Results provisional until the conclusion of judicial & technical matters

Orbits

Clerk of the Course:

Results available on [www.Timing.ie](http://www.Timing.ie)

Chief Timekeeper: